



CLIMATE  
INVESTMENT  
FUNDS



# The updated FIP M&R system

Rocio Sanz [rsanzcortes@worldbank.org](mailto:rsanzcortes@worldbank.org)

FIP Pilot countries meeting  
Luang Prabang, Lao PDR  
September 27<sup>th</sup>, 2017



# **FIP M&R. Possible options moving forward.**

- **1. The updated FIP M&R system – Steps taken**
- **2. Stocktaking recommendations approved**
- **3. FIP M&R toolkit – Investment Plan reporting (FIP countries)**
- **4. FIP M&R toolkit – Project-level reporting (MDBs or FIP countries)**
- **5. Conclusion and next steps**



## The updated FIP M&R system – Steps taken





# Steps taken to update the FIP M&R system

## STEPS TAKEN

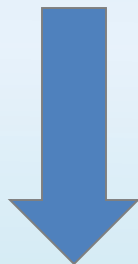
Documentation  
review

Interviews  
with  
stakeholders

Consultation  
workshop

Sub-  
committee  
decision

## STOCKTAKING EXERCISE



## FRAMING QUESTIONS

*To what extent has the FIP  
M&R system design and  
guidance been effective?*

*To what extent has the FIP  
M&R system implementation  
been effective / relevant and  
generated knowledge/ built  
capacity?*

**June 9<sup>th</sup>, 2017**  
FIP/SC.18/4,  
Stocktaking  
Review of FIP  
Monitoring and  
Reporting System  
FY-17



# FIP Sub-committee decision: Report on FIP M&R stocktaking review


## SUBCOMMITTEE DECISION

### AGENDA ITEM 4. REPORT ON FIP MONITORING AND REPORTING STOCKTAKING REVIEW

The FIP Sub-Committee, having reviewed the document, FIP/SC.18/4, Stocktaking Review of FIP Monitoring and Reporting System FY-17, welcomes this assessment of the effectiveness, relevance and sustainability of the FIP M&R system, in response to the FIP Sub-Committee decisions from June 2011 and December 2016.

The Sub-Committee, welcomes the progress that has been made in advancing the FIP monitoring and reporting framework and notes with appreciation the inclusive, participatory and consensus-based approach used during this review.

The Sub-Committee, recognizing the importance of an effective FIP results framework and welcomes the changes proposed to the FIP M&R toolkit. **The Sub-Committee endorses the conclusions, approves the recommendations of the stocktaking review and requests CIF AU, FIP pilot countries and MDBs to make necessary adjustments for FIP M&R following the new guidance.**



**Stocktaking recommendations approved**





# STOCKTAKING EXERCISE. Recommendations for M&R System Improvement

## Recommendation 1

FIP countries should continue to lead and drive the M&R process, supported by MDBs.

The FIP M&R system should be aligned with national M&E systems and should allow flexibility to FIP

Reporting burdens and gaps of results can be alleviated by improved use of available information from MDBs.



# STOCKTAKING EXERCISE. Recommendations for M&R System Improvement

## Recommendation 2

The capacities of FIP focal points should be strengthened, and additional capacity building for FIP M&R should be pursued.

Lessons learned from the FIP M&R system should continue to be exchanged, which is especially important for new FIP countries.





# STOCKTAKING EXERCISE. Recommendations for M&R System Improvement

## Recommendation 3 - Two-tier approach

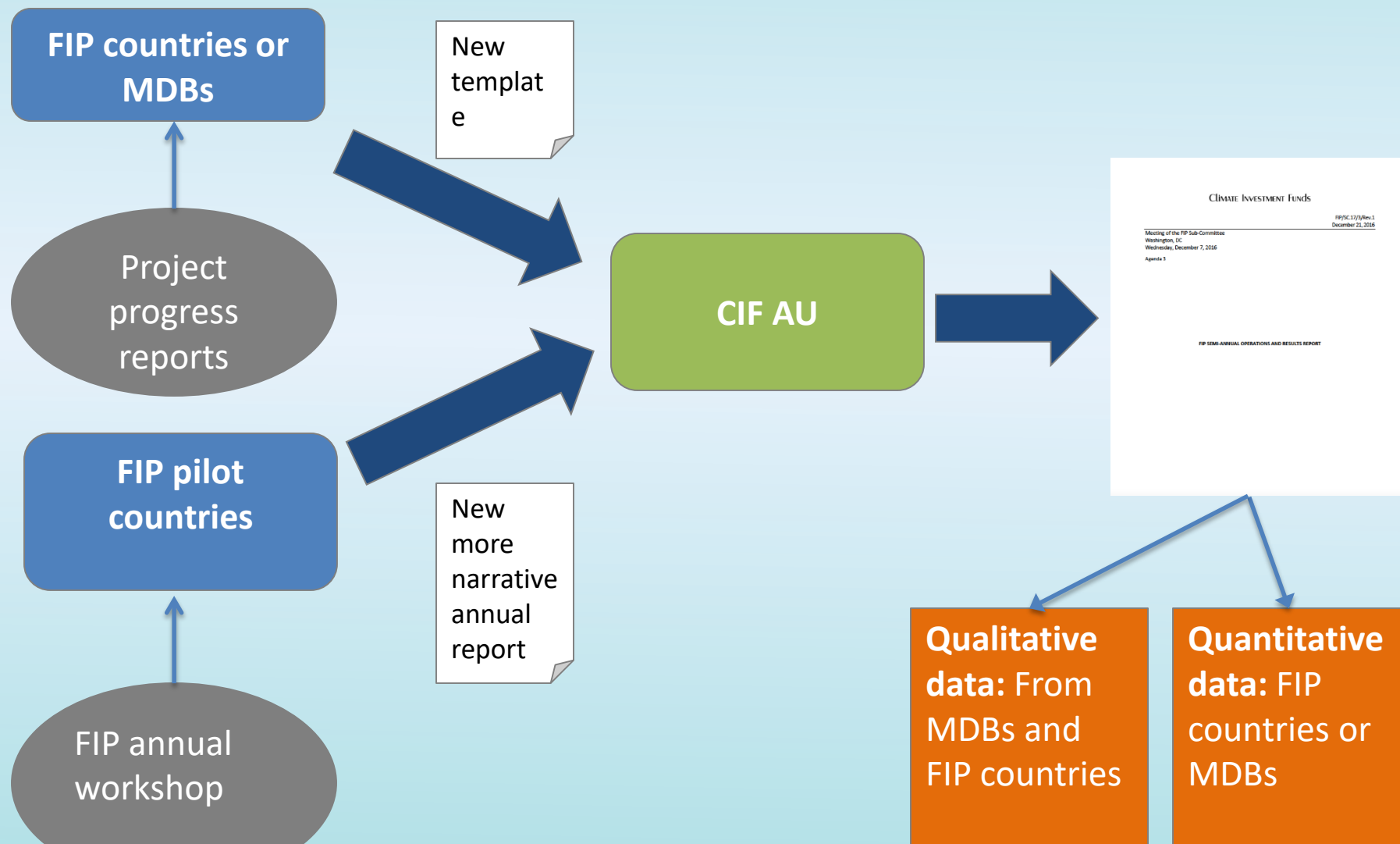
**FIP countries** will report annually with narratives on IP progress.

**FIP countries and/or MDBs** will report on more granular project level progress in order to capture early results.

FIP countries decide whether to provide the project level progress data or let the MDBs do it.



# Recommendation 3: Two-tier FIP M&R system






# Recommendation 3: Two-tier FIP M&R system

## Data collected in FIP annual workshops

Previous system  
(Data reported  
to CIF AU)



New system  
(Data reported  
to CIF AU)

### THEME 2.1: BIODIVERSITY AND OTHER ENVIRONMENTAL SERVICES

Summarized table structure for Theme 2.1: Biodiversity and Other Environmental Services. The table includes columns for 'Scorecard 2.1', 'Yes/No/Not all', 'Partially', 'Yes/No/Not all', and 'Evidence/Source/Comments'. Rows include questions about FIP contributions to biodiversity, environmental services, and land use planning.

### Scoring for themes:

- 2.1 Biodiversity
- 2.2 Governance
- 2.3 Tenure rights and access
- 2.4 Capacity building

THEORY OF CHANGE AND ASSUMPTIONS

Please briefly describe how the FIP contributed to transformational changes in addressing the drivers of deforestation and forest degradation in your country as presented in the endorsed FIP investment plan? What is the value added of FIP?

Major among the drivers of deforestation and forest degradation as identified in the IP are Agricultural Expansion (50%), Timber Harvesting (35%) Mining (15%).

The two projects currently running under the IP have series of activities planned towards reducing deforestation and forest degradation caused by agriculture expansion while ensuring productivity on the same piece of holding. During the period under review, the following actions implemented as the transformational actions to catalyze the desired changes in behavior. It is important to note that behavioral and attitudinal changes take time.

1. Policy Intervention Pursue changes in policy "practice" and incentives to improve enabling environment for SLM and Developing/improve institutional models, procedures, guidelines to enhance quality of FIP service delivery.

Problem identified during the development of the IP: Current policy implementation practices create disincentives for rural communities for the marketing of existing trees in the landscape. Approaches to allocation of timber harvesting rights, documentation for newly planted trees, and compensation for damage done to agricultural investments during forest harvesting disadvantage farmers and communities. Under these conditions, farmers remove natural trees (illegally with some financial benefits) to reduce risk. Communication barriers (and mistrust) between communities and the FC compounds the situation.

Transformational Intervention undertaken during the period under review - The Ghana Forest Investment Program together with the Natural Resource and Environmental Governance Technical Assistance Program being implemented by the Ministry of Lands and Natural Resources Commissioned a study on Tree Tenure and Benefits. The overall objective of the study is to understand the dynamics and benefits that accrue to forest fringe communities especially farmers from nurturing naturally occurring trees. There were extensive consultations with resource owners and users in terms of benefits that should accrue to them when their plant trees or land naturally occurring trees on their farms. Also, the FIP established a coordination with the ministerial Ministry in charge of payment of compensation for crop damage during timber harvest. The purpose was to initiate the process of review of compensation to farmers during timber harvest.

2. Operational Intervention Support integrated landscape level planning in support of community based resource use decisions in Districts.

Problem Statement Weak spatial and land use planning do not support improved, informed and sustainable decision making. Top down decisions at times have not respected the existing land use and production activities at community level. From the bottom up, individual agents often make land use decisions (e.g., clearing trees, burning for land preparation) that are incompatible with long term sustainable management goals. Enforcement of rules becomes easier when all parties recognize

### Input for narratives:

- 3.1 Theory of change
- 3.2 Contribution to REDD+
- 3.3 Support from Partners
- 3.4 DGM
- 3.5 Highlights

### Input for narratives (with less questions):

- 2.1 Biodiversity
- 2.2 Governance
- 2.3 Tenure rights and access
- 2.4 Capacity building

### Input for narratives:


- 3.1 Theory of change
- 3.2 Contribution to REDD+
- 3.3 Support from Partners
- 3.4 DGM
- 3.5 Highlights



# Recommendation 3: Two-tier FIP M&R system

## MDBs (contingent on countries' decision )

Previous system  
(Data reported  
to CIF AU)



New system  
(Data reported  
to CIF AU)

Nothing directly  
reported to CIF AU

New template

**Forest Investment Program**

**MDB Monitoring and Reporting Template**

**Introduction**

This template is designed to support the wider FIP Monitoring and Reporting (M&R) system by providing project-level information within its reporting. The new FIP M&R system will be based on the following key components: 1) the template, which the FIP participating MDBs will use to report on the progress of the FIP projects being implemented; and 2) the report that FIP participating countries will submit to the FIP Management Team, following the FIP M&R template structure.

The structure of this template is as follows:

**Section A: General Progress** Information about the overall status of the project's implementation and progress on key activities that have taken place during the reporting period.

**Section B: Critical Operations** Information on activities that present potential challenges that are critical to the project's implementation and need to be addressed for the project to succeed.

**Section C: Contributions to Sustainable Development** Information on the project's contributions to sustainable development.

The annexes to this template for each project with the FIP reporting themes: baseline, target, and achievement results. Results are required to be reported to the FIP Management Team, or where the corresponding implementation data reports are the FIP Management Team.

**Section A: General Progress**

Please provide a brief narrative overview of the project and any progress on key activities that have taken place during the reporting period.

**Section B: Critical Operations**

Please provide a brief narrative overview of the project and any progress on key activities that have taken place during the reporting period.

**Section C: Contributions to Sustainable Development**

Please provide a brief narrative overview of the project and any progress on key activities that have taken place during the reporting period.

**Results Framework**

Annex – Quantitative Information on Project Implementation / Results Framework

**CATEGORY 1: CARBON EMISSIONS REDUCTIONS OR AVOIDANCE / ENHANCEMENT OF CARBON STOCK**

Indicator	Actual	Target	Expected	Actual	Target	Expected	Actual	Target	Expected	Actual	Target	Expected
1.1. Carbon emissions avoided (tCO2e)												
1.2. Carbon emissions avoided (tCO2e)												
1.3. Carbon emissions avoided (tCO2e)												
1.4. Carbon emissions avoided (tCO2e)												
1.5. Carbon emissions avoided (tCO2e)												
1.6. Carbon emissions avoided (tCO2e)												
1.7. Carbon emissions avoided (tCO2e)												
1.8. Carbon emissions avoided (tCO2e)												
1.9. Carbon emissions avoided (tCO2e)												
1.10. Carbon emissions avoided (tCO2e)												

Short narrative on implementation  
progress

Numeric information from project  
Results Framework / Logframes



# Recommendation 3: Two-tier FIP M&R system

## Rationale for the changes

### FIP countries reporting on core themes + MDBs will report too\*

(Reporting themes 1.1 GHG and 1.2 Livelihood co-benefits) + Area covered under management plan

- Avoid difficult reporting annually
- Increase data accuracy

### FIP countries no longer using scorecards, they will report narratives

(Reporting themes 2.1-2.4 )

- Avoid subjective scores
- Burdensome process
- No targets to score progress against
- Corresponding indicators from project results framework will be used

### MDBs will report to CIF AU using a template

- MDBs already monitor these indicators
- Efficient use of information already available
- Clear indicators, targets as per Results Framework

### FIP countries will report on collaboration / synergies with DGM. Data will also come from CI and MDB reports


- FIP countries don't have this information
- MDBs already monitor DGM indicators
- CI collects data from field and publishes reports



# STOCKTAKING EXERCISE. Recommendations for M&R System Improvement

## Recommendation 4

The toolkit will be updated to ensure its ongoing effectiveness and utility.



The background of the slide is a photograph of a person in a forest. The person is wearing a light-colored cap and a dark shirt, and is looking upwards at a large tree trunk. The forest is dense with green foliage. A dark green horizontal band is overlaid on the image, containing the title text in white.

## FIP M&R toolkit – Investment Plan reporting (FIP countries)



# FIP countries reporting to CIF AU

## Category 1: Common themes

Theme 1.1:	GHG emission reductions or avoidance / enhancement of carbon stocks
------------	---------------------------------------------------------------------

**Reporting theme:** GHG emission reductions or avoidance/enhancement of carbon stocks and area covered under management.

### **Questions for FIP countries to report narrative:**

- Which actions were taken by your country to bring areas under sustainable practices (sustainable forest management or sustainable land management practices) or reduce GHG emissions? Please explain which species were planted, population benefitted, ecosystem and other relevant information





# FIP countries reporting to CIF AU

## Category 1: Common themes

Theme 1.2:	Livelihoods co-benefits
------------	-------------------------

### Questions for FIP countries to report narrative:

- Overall number of beneficiaries.
- Which actions were taken to provide livelihood co-benefits (monetary or non-monetary benefits) received by beneficiaries?
- Who was involved? Were any partnerships established? Why did it make a difference? Will benefits last after project is completed? How do they impact vulnerable groups?
- Please provide one narrative for income, entrepreneurship, health...etc.



# FIP countries reporting to CIF AU

## Theme 1.1 and 1.2 – CORE THEMES

### Reporting requirement:

- Countries will be required to report on the themes 1.1 and 1.2 as per the results frameworks of the projects.
- FIP countries can decide to report the annual results achieved to the CIF Administrative Unit or let MDBs share this data directly with the CIF Administrative Units.



# FIP countries reporting to CIF AU

## Category 2: Other relevant co-benefit themes

### Theme 2.1

### Biodiversity and other environmental services

**Number of questions reduced from 7 to 3 questions**

**Questions for FIP countries to report narrative:**

- Which activities have been conducted in the reporting period to reduce the loss of habitats and other environmental services?
- What have been key contributions (successes) of FIP interventions regarding biodiversity and other environmental services in your country context during this reporting year?
- What have been your key challenges and what opportunities for improvement do you see?
- Other criteria



# FIP countries reporting to CIF AU

## Category 2: Other relevant co-benefit themes

### Theme 2.2

### Governance

#### **Number of questions reduced from 17 to 4 questions**

- How has FIP contributed to ensure that stakeholder processes allow the participation of marginalized or vulnerable groups (including women) such as indigenous/traditional groups in forest-related decision-making processes?
- How has FIP contributed to the quality, timeliness, comprehensiveness and accessibility of forest-related information available to stakeholders, including public notice of and dialogue on pending actions?
- What have been key contributions (successes) of FIP regarding forest governance in your country context during this reporting year?
- What have been your key challenges and what opportunities for improvement do you see?
- Other criteria



# FIP countries reporting to CIF AU

## Category 2: Other relevant co-benefit themes

### Theme 2.3

### Tenure, rights and access

#### Number of questions reduced from 7 to 3:

- Which actions have been taken to improve the legal frameworks to protect forest-related property rights and access for all forest stakeholders (including women and indigenous peoples)?
- What have been key contributions (successes) of FIP regarding forest tenure, rights and access in your country context during this reporting year?
- What have been your key challenges and what opportunities for improvement do you see?
- Other criteria



# FIP countries reporting to CIF AU

## Category 2: Other relevant co-benefit themes


Theme 2.4	Capacity development
-----------	----------------------

### Number of questions reduced from 9 to 4:

- Which actions enhanced institutional capabilities to develop and implement forest and forest-relevant policies at the national, regional and local Level?
- Through which actions FIP improved capacities of stakeholders in forest and land use planning and management?
- What have been key contributions (successes) of FIP regarding capacity development in your country context during this reporting year?
- What have been your key challenges and which opportunities for improvement do you see?
- Other criteria



# FIP countries reporting to CIF AU



## NARRATIVE 3.1: THEORY OF CHANGE AND ASSUMPTIONS

Please briefly describe how the FIP contributed to transformational changes in addressing the drivers of deforestation and forest degradation in your country as presented in the endorsed FIP investment plan? What is the value added of FIP?

Please assess how well the theory of change and underlying assumptions described in the endorsed investment plan are playing out in practice, what can be learned and whether corrective measures need to be taken.



# FIP countries reporting to CIF AU



## **NARRATIVE 3.2: CONTRIBUTION TO NATIONAL REDD+ AND OTHER NATIONAL DEVELOPMENT STRATEGIES AND UPTAKE OF FIP APPROACHES**

**Please describe how the FIP enhanced and/ or advanced the national REDD+ process (including REDD+ readiness and performance-based mechanisms) and relevant development strategies?**

**Remains the same with the new system**





# FIP countries reporting to CIF AU



## **NARRATIVE 3.3: SUPPORT RECEIVED FROM OTHER PARTNERS INCLUDING THE PRIVATE SECTOR.**

**Please describe how bi- and multilateral development partners supported the interaction of FIP and other REDD+ activities.**

**Please describe how the (formal and informal) private sector actors have taken up good practices demonstrated through FIP? Please describe challenges encountered in involving the private sector in FIP.**

**Please describe how civil society organizations and other stakeholders have been involved in FIP implementation?**

**Remains the same with the new system**



# FIP countries reporting to CIF AU



## **NARRATIVE 3. 4: LINK OF DEDICATED GRANT MECHANISM FOR INDIGENOUS PEOPLES AND LOCAL COMMUNITIES (DGM) TO INVESTMENTS FROM GOVERNMENT'S POINT OF VIEW.**

**Please provide comments on the complementarity of the DGM and its contribution to the investment plan (on a voluntary basis). Especially,**

**What have been the collaboration and synergies between the FIP focal point office and the DGM?**

**To report on a voluntary basis & new collaboration approach**



# FIP countries reporting to CIF AU



**NARRATIVE 3. 5: IF APPLICABLE: HIGHLIGHTS/SHOWCASES  
(EXAMPLE OF PARTICULAR OUTSTANDING ACHIEVEMENT(S) THAT  
YOU WANT TO MENTION)**


**Please provide example of a particular outstanding achievement or key successes that you want to mention.**

**Remains the same with the new system**



# FIP countries reporting to CIF AU

**Previous system**  
(Data reported  
to CIF AU)



**New system**  
(Data reported  
to CIF AU)

## Category 4: Other reporting types (using creative media and platforms such as blogs, videos or webinars)

OTHER REPORTING TYPES 1	Role of country program coordination and synergies between different FIP investments.
OTHER REPORTING TYPES 2	Ongoing stakeholder participation/involvement.
OTHER REPORTING TYPES 3	How the investment plan is implemented in the context of broader national policies.
OTHER REPORTING TYPES 4	Knowledge exchange and management.
OTHER REPORTING TYPES 5	Any analytical work or public communications (evaluative studies, evidence-based learning, articles etc.)

Countries to report also photos, videos, knowledge products, like articles published, or other.



# Summary

## Major changes

**FIP countries report on core themes as per project results frameworks or allow for MDBs to share data with the CIF AU.**  
(Themes 1.1-1.2)

**FIP countries no longer required to use scorecards, they will report narratives**  
(Themes 2.1-2.4 )

**FIP countries report on collaboration / synergies with DGM (voluntary). Data also comes from CI and MDB reports**

**If decided by FIP countries, MDBs share project progress with CIF AU using a template**

## Minor changes

**Name changed from country 'Scoring workshop' to 'FIP annual workshop'**

**FIP countries no longer report progress on theory of change annually. It will be reported at Mid-term and end of IP (flexible reporting dates )**  
(Reporting themes 3.1)

**Number of questions in themes 2.1-2.4 reduced**

**FIP countries to invite DGM NEA or NSC and private sector to present at the workshop**

**Narrative 3.4 only includes a voluntary open question on collaboration and synergies with DGM**



# FIP M&R toolkit – Project-level reporting (MDBs or FIP countries)





# Project level reporting

- FIP countries decide whether they report directly project-level information to the CIF Administrative Unit or if they let MDBs report directly
- If FIP countries report** project level data: Same template as in previous years will be used

THEME 1.1 : GHG EMISSION REDUCTIONS OR AVOIDANCE / ENHANCEMENT OF CARBON STOCKS							
<Country> Lead MDB: Other implementing MDBs: Endorsed FIP funding (million USD): Co-financing (million USD):							
Level: Investment Plan (IP)							
Reporting period		From mm/dd/yy		To: mm/dd/yy			
Table 1.1	Unit	Reference emissions level/baseline (if applicable)	Target 1 (Expected results after the financial closure of the last project/program under the investment plan)	Target 2 (Lifetime projection of expected results of projects/programs under the investment plan)	Report year 2014 Actual annual	Report year 2015 Actual annual	Report year 2016 Actual annual
GHG emission reductions/avoidance/enhancement of carbon stock (Total) <sup>a</sup>	Million tons of CO2 equivalent						
GHG emissions from reduced/avoided deforestation and forest degradation	Million tons of CO2 equivalent						
GHG sequestered through natural regeneration, re- and afforestation, and other related activities	Million tons of CO2 equivalent						
Type of forest(s)							
Area covered		ha					
IP lifetime		years					
Please specify methodology (ies) used for GHG accounting (e.g. by project/program), including the start year and period for the Reference Emissions Level							
Please provide a brief description of the interventions (context and objective)							
1. What have been key contributions (successes) of FIP regarding GHG emission reductions / avoidance / enhancement of carbon stock in your country context during this reporting year?							
2. What have been your key challenges and what opportunities for improvement do you see?							

THEME 1.2: LIVELIHOODS CO-BENEFITS						
<Country> Lead MDB: Implementing MDBs: Endorsed FIP funding (million USD): Co-financing (million USD)						
Level: Investment Plan (IP)						
Reporting period		From mm/dd/yy		mm/dd/yy		
Table 1.2A	Baseline	Target indicated at the time of IP endorsement	Report year 2014 Actual annual	Report year 2015 Actual annual	Report year 2016 Actual annual	Total actual to date
(Please aggregate projects/programs level data into this table)						
Please use livelihood co-benefits indicators identified in your investment plan (IP). Use only the number of beneficiaries or households as your metric. If households are used, please indicate the average number of people per household and the source for that information. <i>Please also disaggregate the number of beneficiaries by gender when possible.</i>						
1. Indicator 1 : .....	Total					
	Men					
	Women					
2. Indicator 2 : .....						
What have been key contributions (successes) of FIP regarding livelihoods co-benefits in your country context during this reporting year?						
What have been your key challenges and what opportunities for improvement do you see?						

- If MDBs report** project level data, they can:
  - Send their implementation status reports, progress reports or similar for the corresponding time period
  - Send a designated template.



# MDBs reporting to CIF AU

## MDBs reporting to CIF Admin Unit

Template for MDBs to fill out and send to CIF AU (MDBs have the option of filling out the template or sending the project progress report or equivalent to the CIF AU) :

**Section A. General Progress:** Information about the overall status of the project's implementation and progress on key activities that took place during the reporting period;

**Section B. Critical Bottlenecks:** Information or updates on current /potential challenges that are delaying project implementation and brief recommendations for follow-up;

**Section C. Contributions to Lessons Learned:** Information on lessons learned



[illegible]

The background of the slide is a photograph of a person in a forest. The person is wearing a light-colored cap and a dark shirt, and is looking up at a large tree trunk. The forest is dense with green foliage. A dark green horizontal bar is overlaid on the image, containing the text "Conclusion and next steps".

## Conclusion and next steps



# Summary and conclusion

## Conclusion

- Changes to FIP M&R system respond to challenges identified over time and in the stocktaking process.
- Changes to the FIP M&R system were approved by Sub-Committee on June 9<sup>th</sup> 2017
- Updated FIP M&R system aims to tackle one of FIP M&R's major challenge, to capture early results at nascent stages of implementation



# Summary and conclusion

## Conclusion

- Updated FIP M&R system has fewer questions than earlier one, and focuses more on narrative responses (instead of scorecards)
- Updated FIP M&R system offers the possibility to engage MDBs for data collection, contingent on FIP countries' decision
- FIP countries are still required to conduct an annual stakeholder consultation workshop to validate data on achieved results before sending the report to the CIF Administrative Unit



## Status quo and next steps

- Some FIP countries already started using the new FIP M&R system in 2017
- This year, after asking FIP countries, the CIF Administrative Unit collected project-level data from MDBs for the first time.
- Cross-checking between FIP countries and MDB submissions was done, increasing accuracy and transparency.



## Status quo and next steps

- The FIP M&R annual results report to be published this year (for 2016 results) will already follow the new FIP M&R system. For the first time, it will include information from FIP countries and MDBs, and narrative texts instead of scorecards (category 2)
- Next reporting cycle, the updated FIP M&R system should be applied by all FIP countries and MDBs
- The CIF Administrative Unit will provide specific training and M&R assistance to FIP countries and MDBs



# Questions

- What do you think the main successes of using the updated FIP M&R system will be?
- What do you think the main challenges of using the updated FIP M&R system will be? How can you overcome these challenges?
- Do you think you will need any different data collection tools? How do you think that data collection will be different for the new FIP M&R system?



**Please join other M&R sessions...**

## **Knowledge café, Thursday September 28th**

- How effective are M&R systems to measure changes made on forest governance?
- Grasping the extent of progress made on biodiversity conservation from FIP. Which method works?





***THANK YOU!***