



Semi-Annual Report on SREP Operations

Mafalda Duarte, Program Manager

May 13, 2015



SREP IN ACTION



MDB PARTNERS




■ CIF CONTRIBUTOR

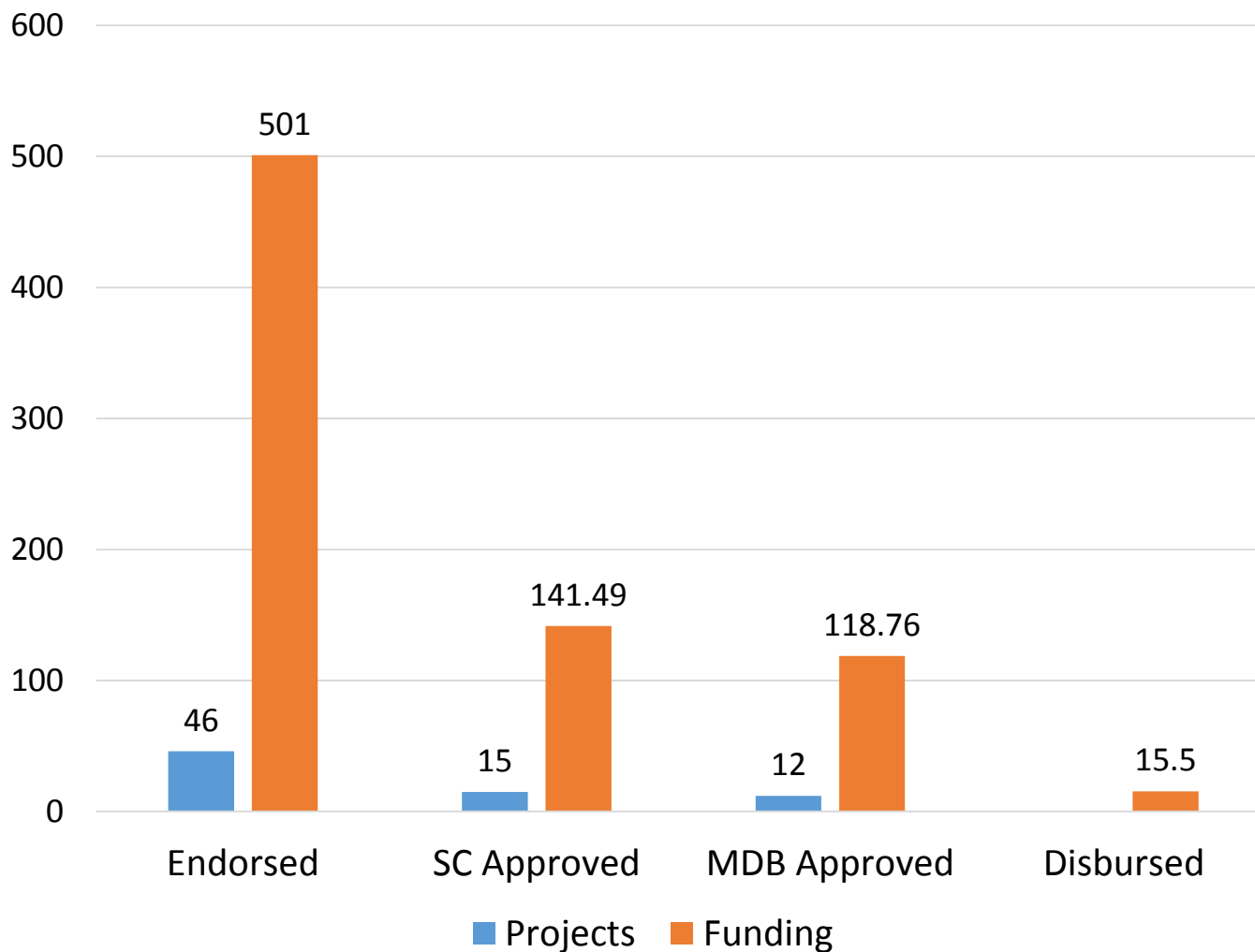
* Project(s) being supported by CIF dedicated private sector funding.


† Fund pledges are based on exchange rates in September 2014.

This map was produced by the World Bank. The boundaries, colors, denominations, and any other information shown on this map do not imply, on the part of the World Bank Group, any judgment on the legal status of any territory, or any endorsement or acceptance of such boundaries.




SREP Overview





Expected Results for Sub-Committee Approved Projects

- Increased Electricity Generation:
1.8 TWh/year
 - Equal to the total energy generated in Namibia
- Increased access to clean energy services:
4.8 million people, businesses, and community services
 - Equal to the population of Costa Rica
- Reduction in GHG emissions:
60 million tonnes CO₂e
 - Equal to taking 12.6 million cars off the road
- Installed capacity:
524 MW
 - Equal to the installed capacity of Madagascar




SREP Countries & Private Sector Set-Aside

Country	Endorsement Date	Indicative Allocation	Project Prep. Grants	Investment Plan Prep. Grants	Projects	Total	Approval rate
Armenia	14-Jun	40	2.3	0.3		2.6	7%
Ethiopia	12-Mar	50	2.1		27.6	29.7	59%
Honduras	11-Nov	30	0.6	0.38	3.8	4.78	16%
Kenya	11-Sep	50			25	25	50%
Liberia	13-Oct	50	2.5			2.5	5%
Maldives	12-Oct	30	1.7	0.21	24.09	26	87%
Mali	11-Nov	40	3.65	0.2	16.4	20.25	51%
Nepal	11-Nov	40	0.58	0.26	39.1	39.94	100%
Solomon Islands	14-Jun	14	1.5	0.25		1.75	13%
Tanzania	13-Sep	50	1.7			1.7	3%
Vanuatu	14-Nov	14	0.8	0.25		1.05	8%
Sub- Total		408	17.43	1.85	135.99	155.27	38%
Private Sector Set-Aside	Oct-13; Jun-14	92.4			5.5	5.5	6%
Total		500.4	17.43	1.85	141.49	160.77	32%



Additional Strategic Issues

- Expansion of SREP to new countries
- Private sector engagement, including the proposed SCF Private Sector Facility
- Progress and challenges in project delivery
- Update on knowledge management



New Pilot Countries


- National focal points and lead MDBs have been confirmed for all but one country.
- Joint missions have been undertaken in seven countries:
 - Bangladesh
 - Cambodia
 - Ghana
 - Haiti
 - Nicaragua
 - Rwanda
 - Uganda
- Joint missions in other countries are under way.
- First investment plans submitted (Ghana, Haiti, Nicaragua)



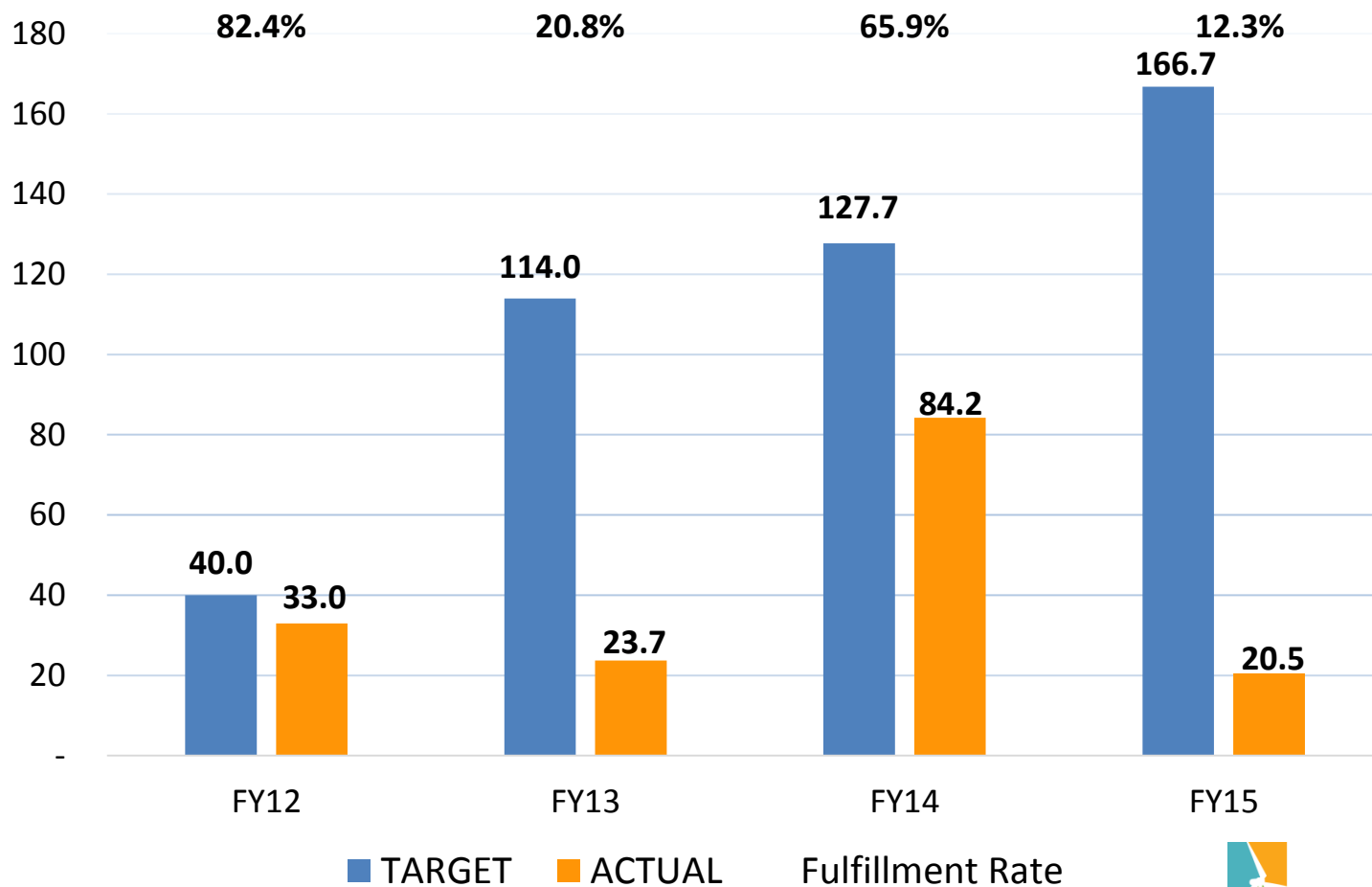
Private Sector Engagement – SCF PSF

Value added of the SCF facility:

- ✓ flexible procedures that are better suited to the way project developers and investors undertake their investments
- ✓ improved market response as the new structure and scale will allow a faster response to demand and business opportunities in the SCF countries, and
- ✓ improved scope for project development, given the larger pool of countries and the feasibility of cross-cutting access among the three SCF programs.



Progress and Challenges in Project Delivery






Knowledge Management

New Pilot Countries Workshop (February 26-27, The Hague)


Low Emissions Investment Planning Course (E-Course)

First and Second Geothermal Dialogues (October 25, Copenhagen, and March 1, Munich)

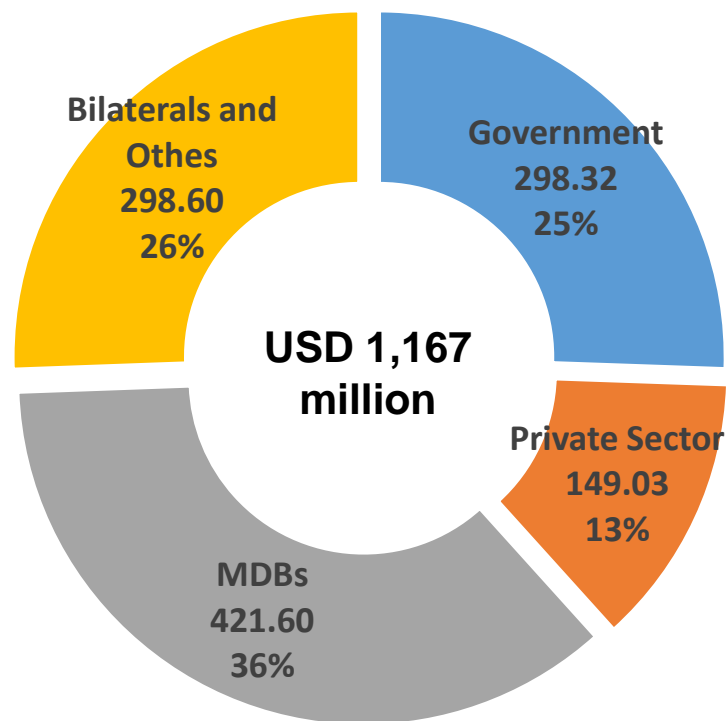


FY16 KM and M&E

- Cost-effectiveness analysis of SREP investments
- Mini-grid Knowledge Exchange
- Moving results toward country ownership of program level outcomes
- Multi-Tier Access Framework




Expected Co-Financing for Sub-Committee Approved Projects





CLIMATE INVESTMENT FUNDS

www.climateinvestmentfunds.org 

[@CIF_Action](https://twitter.com/CIF_Action) 

<https://www.youtube.com/user/CIFaction> 

<https://www.flickr.com/photos/cifaction/sets> 