

Semi-Annual Report and Results Report on SREP Operations



DATE November 9, 2015
PLACE Washington, D.C.
VENUE CIF Trust Fund Committees Meetings





SREP OVERVIEW: Strategic Issues



- Since 2010 SREP expanded from 6 to 27 countries
 - 14 investment plans endorsed and 7 project concepts under the PSSA
 - Overarching results: 1.3 GW new RE capacity; 5,963 GWh electricity generated annually; new or improved access to 14.6 million people
 - SREP approach to increasing access to clean energy both through grid-connected RE and off-grid/mini-grid interventions
 - Most IPs also include elements of support to policy and regulatory development and institutional capacity development
 - SREP portfolio: 53 projects and programs
-



SREP OVERVIEW



	Endorsed Investment Plans (14) ^a	Endorsed PSSA	Total	Approved SREP Funding*	MDB Approved	Disbursement
Amount (USD million)	511.5	92.4	603.9	165.0	163.1	21.3
Number of projects and programs	46.0	7.0	53.0	17.0	16.0	N/A

- As of June 30, 2015, total pledges and contributions to the SREP reached USD 798.2 million.
- SREP portfolio: 53 projects and programs
- 14 investment plans with indicative allocation of USD 512 million .
- 17 projects approved by SC expected to leverage a total of USD 1.2 billion in co-financing (1 to 7.3 co-financing ratio)

a-Including investment plan preparation grants: for Bangladesh (USD 300,000), Mongolia (USD 300,000), Yemen (USD 300,000) and Rwanda (USD 260,000)



EXPECTED RESULTS



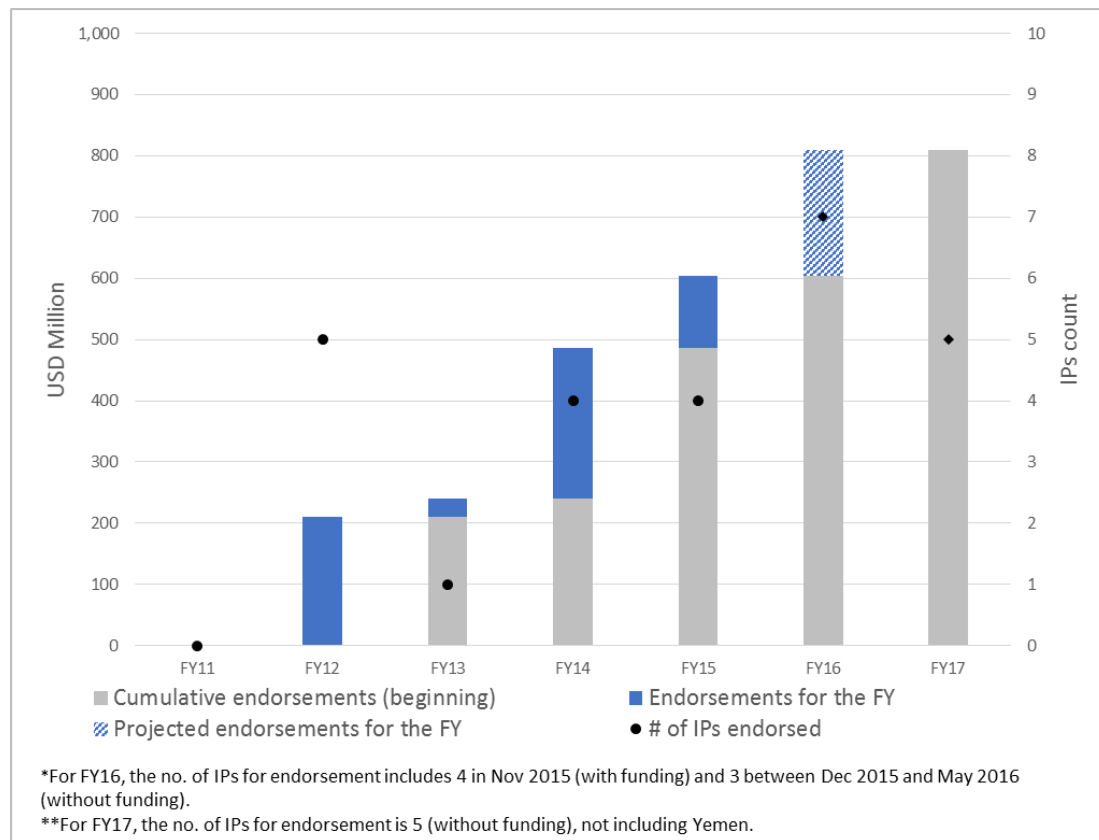
- 14 investment plans:
 - 1.3 GW new RE capacity
 - 5,963 GWh electricity generated annually
 - new or improved access to 14.6 million people
 - USD 3.75 billion of co-financing (1:6.25)
 - 16 MDB-Approved projects :
 - 574 MW of new renewable capacity and an estimated 1.9 TWh/year, approximately equivalent to the electricity produced yearly in Namibia
 - New or improved access to 5 million people, which is approximately the population of Sierra Leone
-



SREP OVERVIEW: IPs endorsement



- Investment plans endorsed in May 2015: Ghana, Haiti, and Nicaragua (total indicative allocation of USD 100 million).
- November 2015: Bangladesh, Mongolia, Rwanda, and Uganda.
- February 2016: Benin, Cambodia.
- May 2016: Lesotho.
- FY 17: Madagascar, Malawi, Zambia, Sierra Leone and Kiribati.

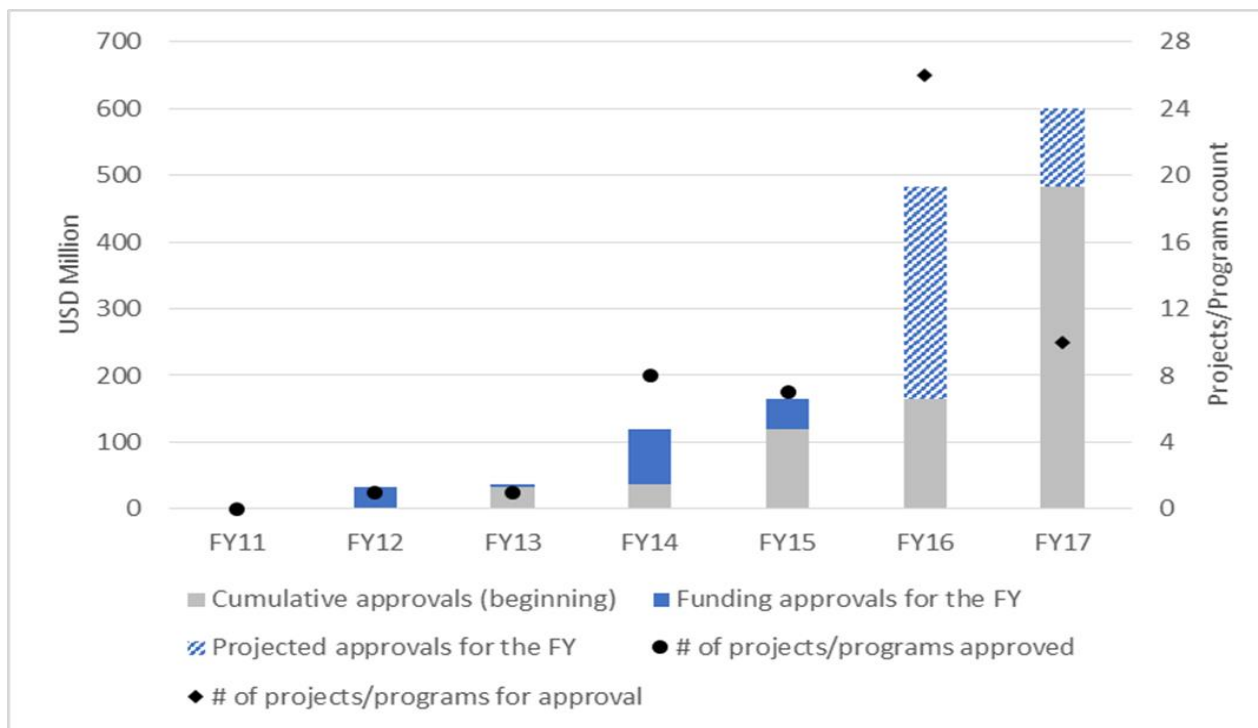




SREP OVERVIEW: funding approval



- Delivery for SREP is expected to accelerate in FY16, including endorsement of six new investment plans and significantly more project approvals

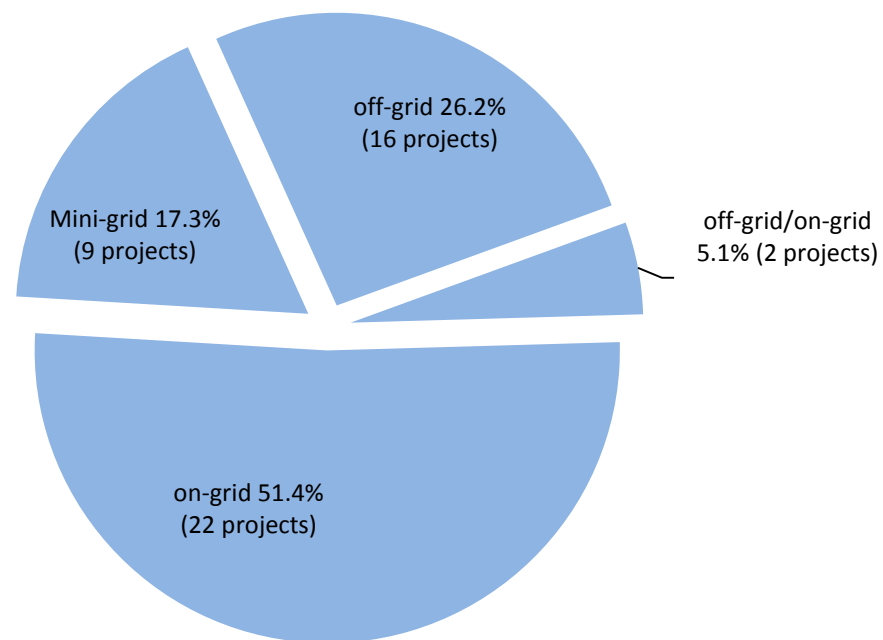
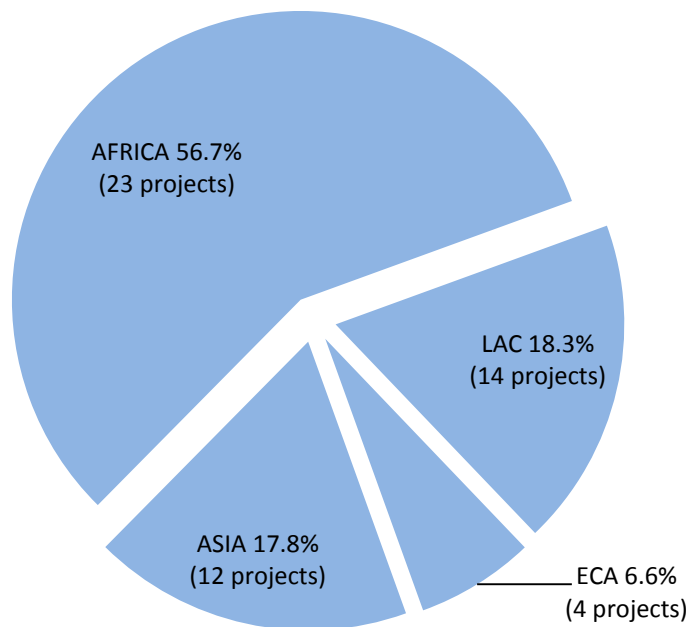




PORTFOLIO ANALYSIS



SREP Endorsed Projects and Programs by Region and grid connection (Share of SREP USD 601 million endorsed funding and number of projects)

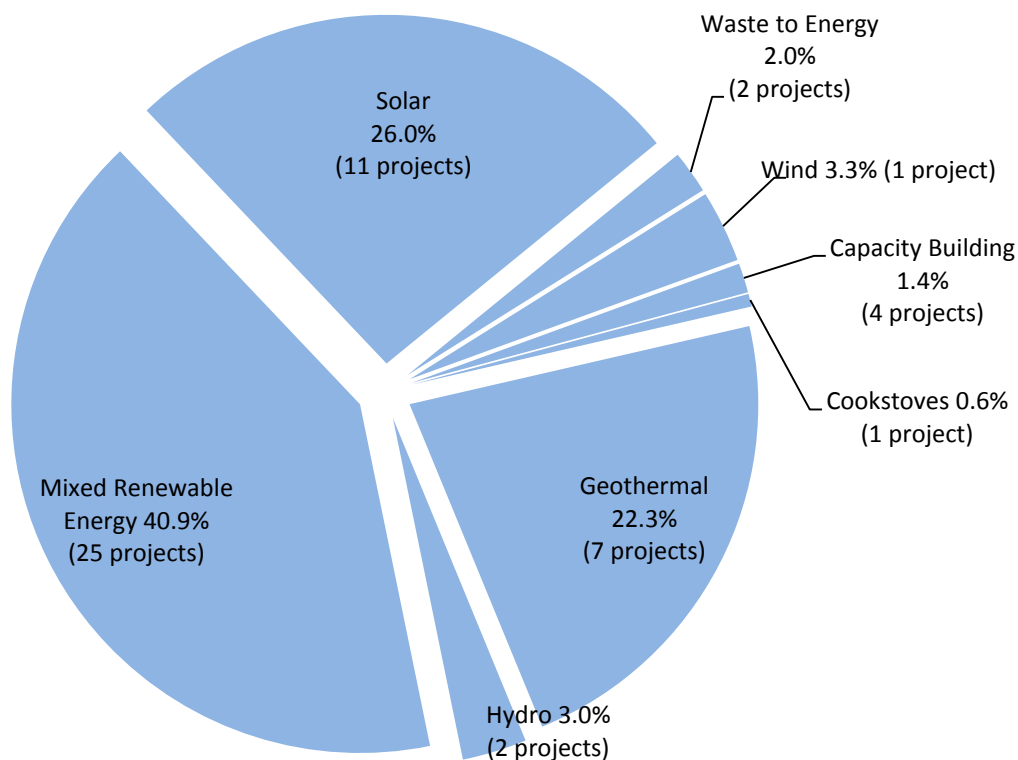




PORTFOLIO ANALYSIS

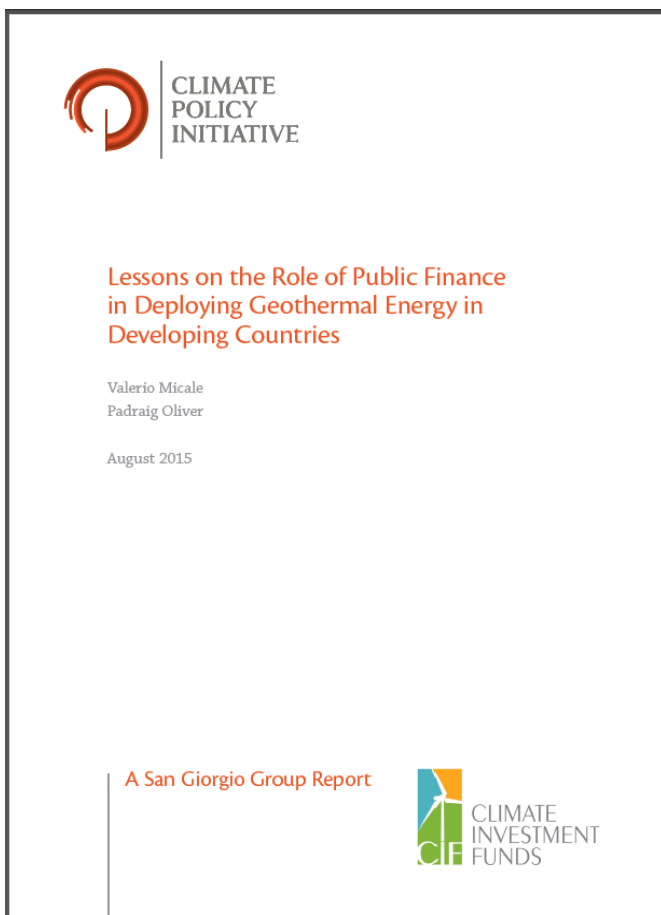


SREP Endorsed Projects and Programs by technology (Share of SREP USD 601 million endorsed funding and number of projects)





CROSS-CUTTING THEMES: Knowledge Management



Lessons learned

- Support earlier, riskier stages of project development
- Deploy political risk and off-taker guarantees specific to geothermal
- Support countries where geothermal has the greatest potential

3rd Geothermal Dialog
Country Knowledge Exchange Program
(Vienna, June 2015)

Partnerships with ESMAP

- Multi-tier energy access framework
- Mini-grids



CROSS-CUTTING THEMES: Gender Mainstreaming



- **Gender portfolio review:**
 - 64% of IPs and 47% of projects since inception have sector-specific gender analysis
 - 72% of IPs and 80% of projects host gender-disaggregated indicators
 - 45% of IPs and 40% of projects having women-specific activities

 - **Learning events** in 2015: Gender session in SREP New Pilot Countries Meeting & 'Roundtable on Energy Access and Gender'

 - **Technical support** on gender provided on-demand from CIF AU to preparation teams of 3 new SREP Investment Plans in CY2015
-



Thank You!

www.climateinvestmentfunds.org 

[@CIF_Action](https://twitter.com/CIF_Action) 

<https://www.youtube.com/user/CIFaction> 

<https://www.flickr.com/photos/cifaction/sets> 