



PPCR Pilot Countries Meeting

M&E Program Overview – May 2 - 3

Christine Roehrer

CIF Administrative Unit

May 3, 2013 – Washington D.C., United States

Thursday, May 2

9:00-12:30 **M&E General Session**

- Results Framework, Core Indicators, Monitoring and Reporting
- Work plans for monitoring and reporting on the PPCR

13:30-17:30 **M&E Specialist Workshop**

- Core Indicators - in depth

Friday, May 3

9:00-13:00 **M&E General Session**

- Core Indicators – testing the toolkit

13:30-16:30 **M&E Specialist Workshop**

- Retroactive baselines and targets for core indicators
- Review and improve work plans

PPCR Monitoring & Reporting

PPCR Pilot Countries Meeting, Day 2

Christine Roehrer

CIF Administrative Unit

May 2, 2013 – Washington D.C., United States

Why on earth M&E?

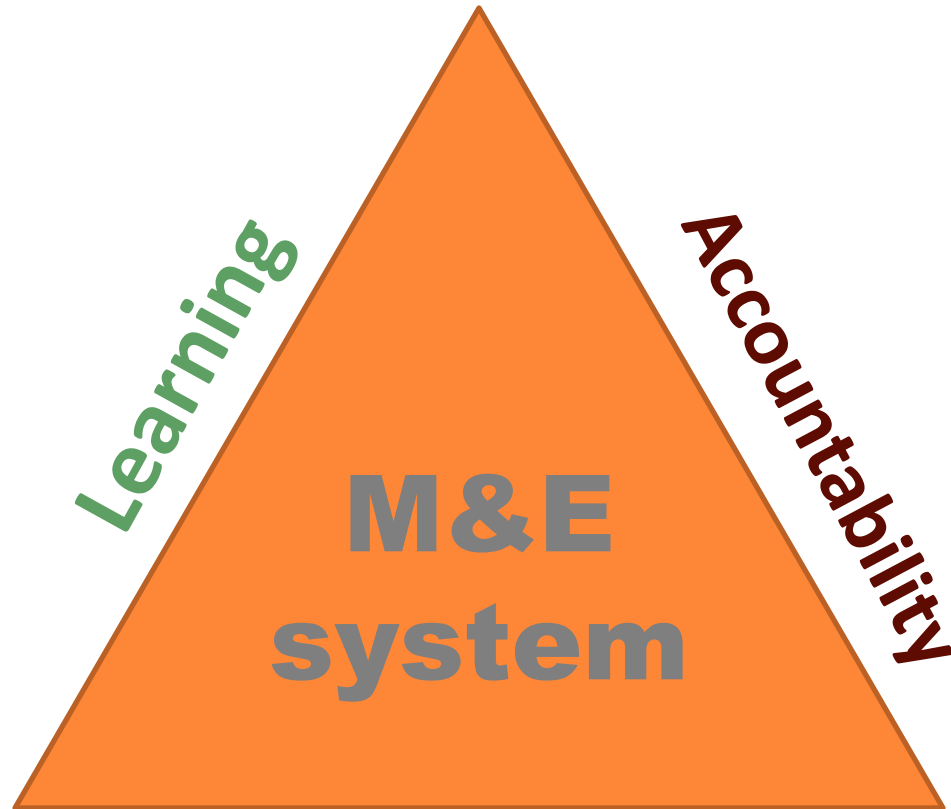
Couldn't we better do without?

MONITORING & EVALUATION

HE IS MONITORING
IT'S THE LATEST FASHION



Why on earth M&E?



**Evidence – based
decision making**

Couldn't we better do without?

Couldn't we better do without?

© MARK ANDERSON

WWW.ANDERTOONS.COM



"We're still not sure what happened here, but I think we can all agree that we're glad it's over."

PPCR Monitoring & Reporting: PAST, PRESENT & FUTURE

The good news

The even better news

PPCR Monitoring & Reporting: PAST, PRESENT & FUTURE

- Pilot Country & Sub-Committee Meetings (Oct-Nov 2012)
 - Introduced proposed PPCR Results Framework revision to Pilot Countries
 - Consultation led to further revision and agreement w/ Pilots and MDBs
 - Simplified logic model
 - Four (4) core indicators, seven (7) optional indicators – SPCR/program level
 - Monitoring and reporting work plans to be submitted March-May 2013
 - Baselines and targets to be established and reported by August 31, 2013
 - Annual reporting, beginning on July 30, 2014
 - Revised Results Framework to be implemented 2013-2016, then assess again
 - PPCR Sub-Committee endorsed the above proposal
 - Added one (1) additional core indicator, for a total of five (5) core indicators
- SCF Trust Fund Committee approved endorsed revision (Dec 2012)

PPCR Monitoring & Reporting: PAST, PRESENT & FUTURE

- Guidance and tool development (Dec 2012 – Apr 2013)
 - Work plans guidance shared with Pilots on March 22, 2013
 - Pilots requested to submit draft work plans by April 22, 2013
 - Core indicator guidance and performance monitoring tools shared with Pilots on March 28, 2013
 - Pilots requested to review guidance and tools in advance of May 2013 Pilot Country Meeting, provide feedback

PPCR Monitoring & Reporting: PAST, PRESENT & FUTURE

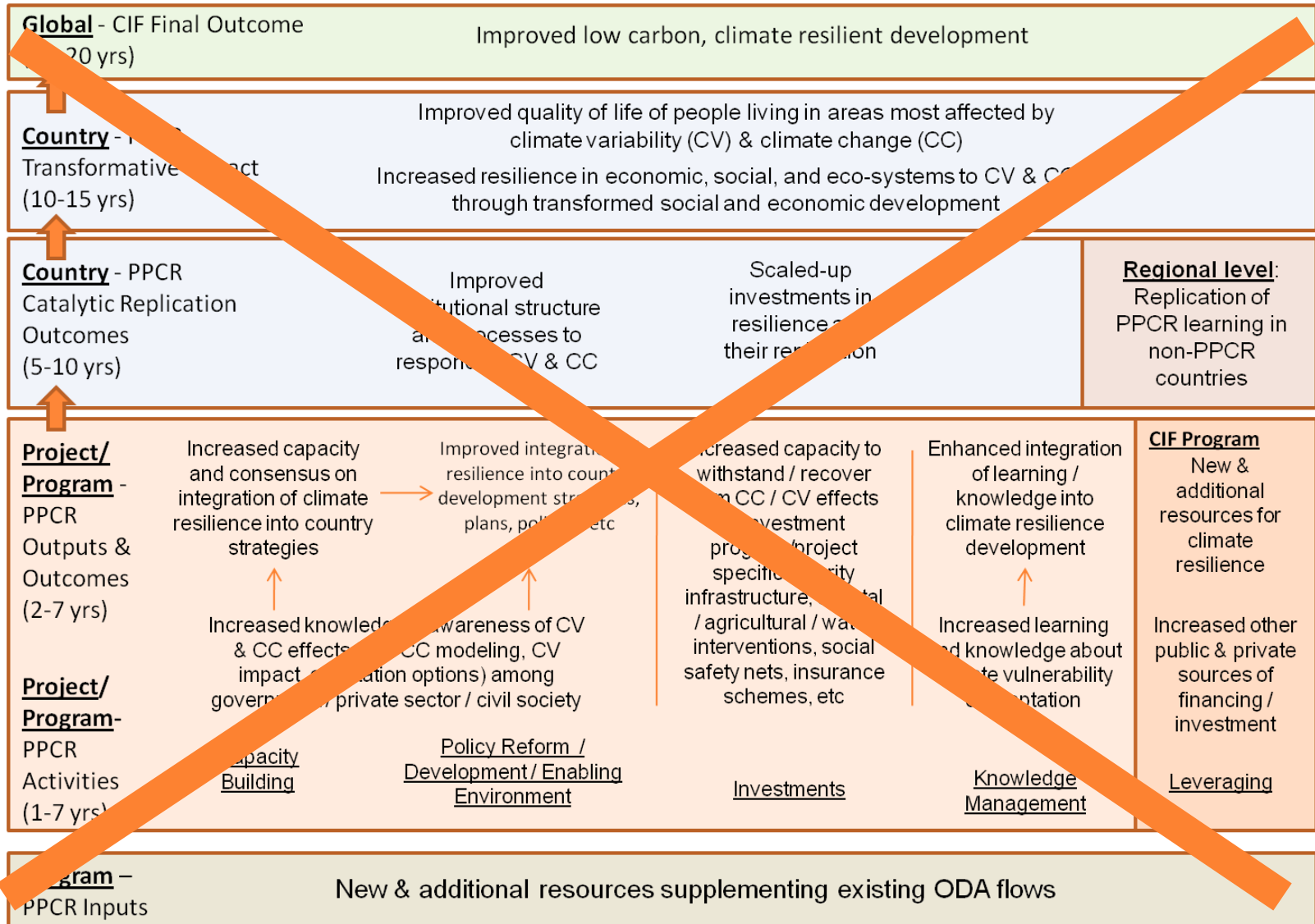
- Pilot Country Meeting (May 2012)
 - Additional CIF travel support for one (1) M&E specialist from each Pilot
 - Focused sessions on work plans, core indicators, baselines and targets
 - Two half-days in main meeting, two additional half-days for M&E specialists
 - Hands-on learning exercises, knowledge exchange, providing feedback
 - Peer review of work plans
 - Road testing core indicator guidance and performance monitoring tools
 - Plenary discussions
 - Question and answer
 - One-on-one clinics
 - Presentations
- Joint CTF-SCF Trust Fund Committee Meeting (April 2012)
 - CIF Budget request for additional resources for M&E support

PPCR Monitoring & Reporting: PAST, PRESENT & FUTURE

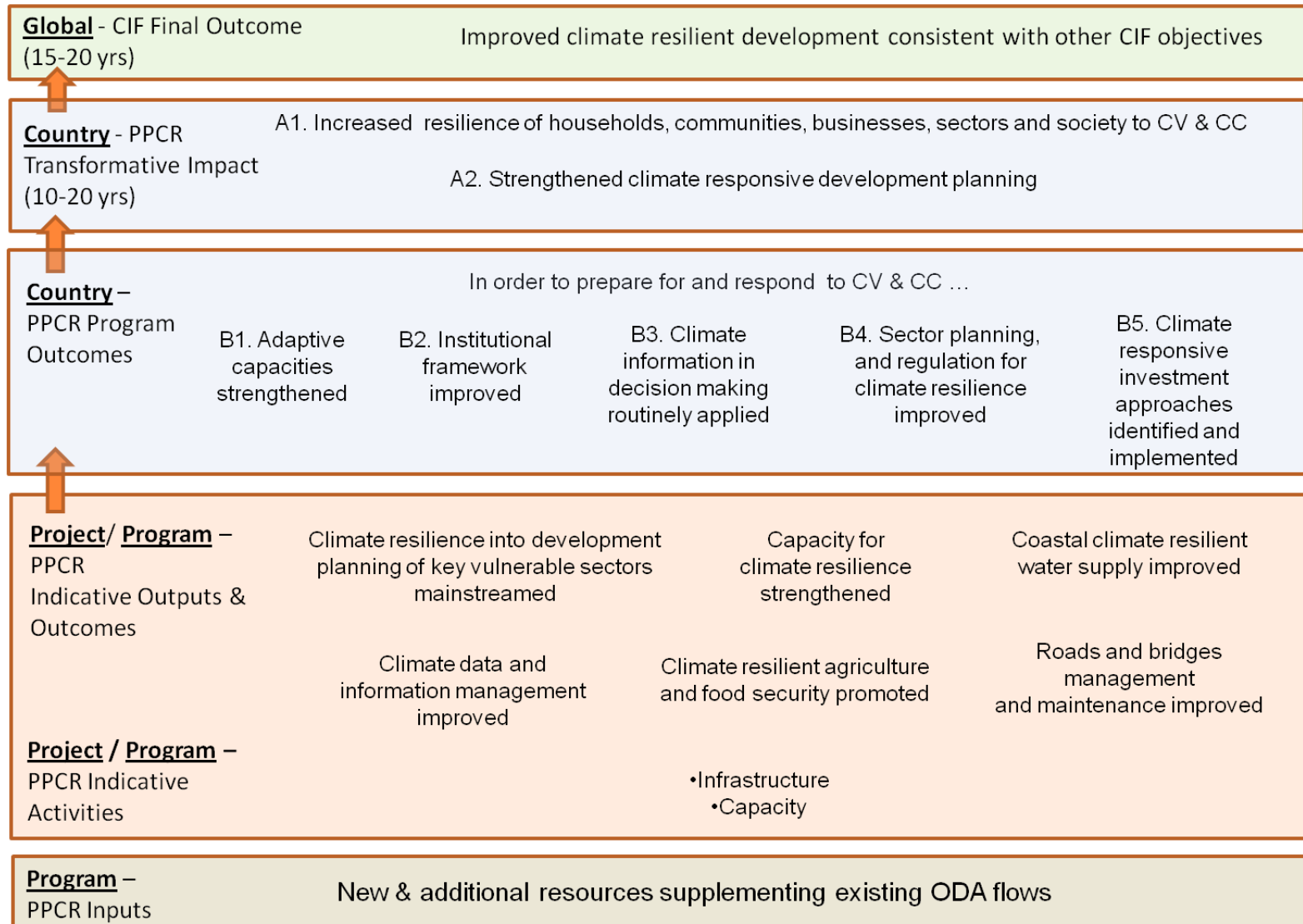
- Finalize **work plans** for monitoring and reporting (May 20, 2013)
- Establish and report on **baselines/targets** (August 31, 2013)
- Report on **results** (July 30, 2014)

Results Framework → Monitoring & Reporting

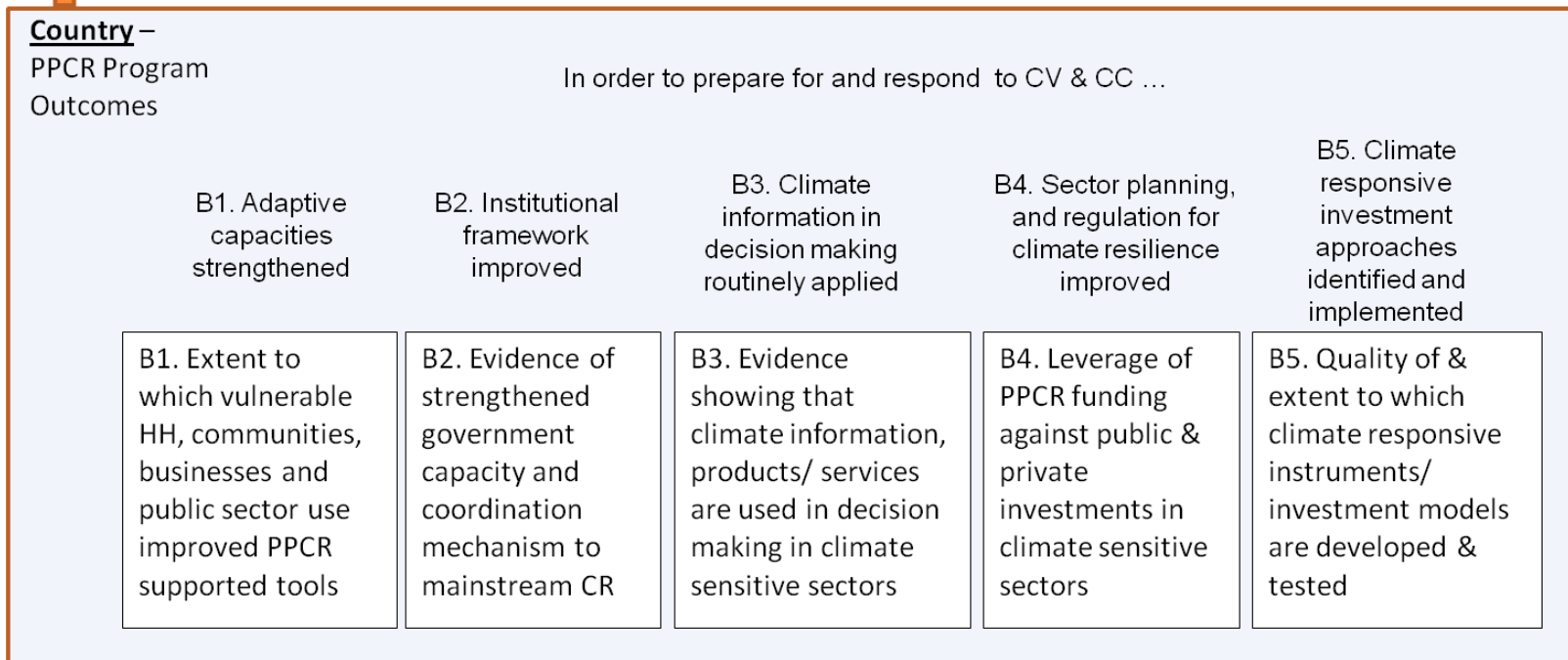
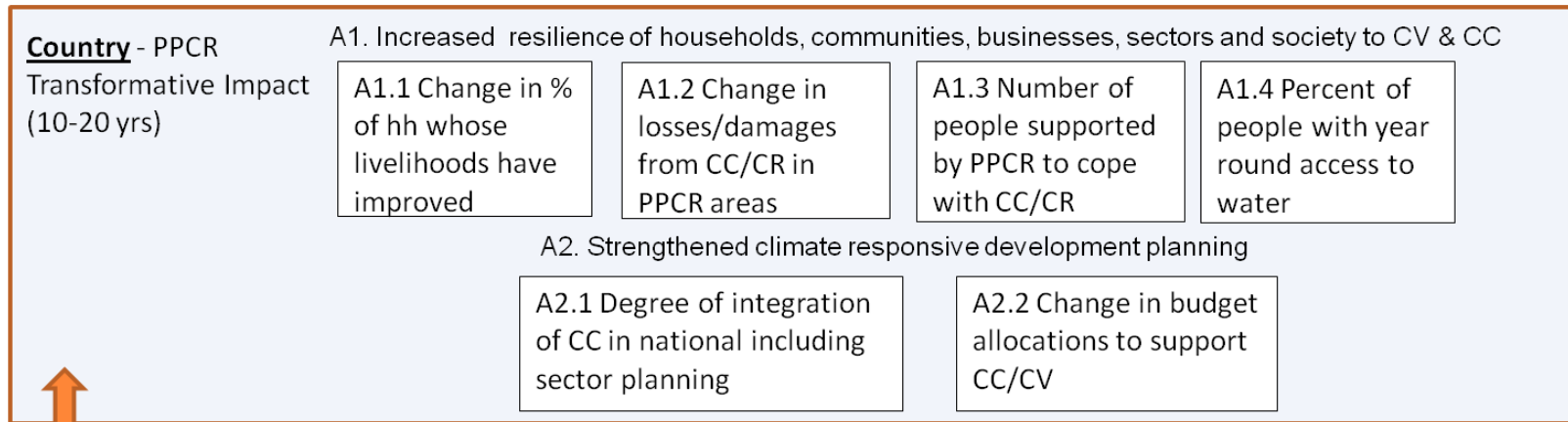
2010 Results Framework (old): 22 indicators, including project level



2012 Results Framework (new): 11 indicators, program and country level

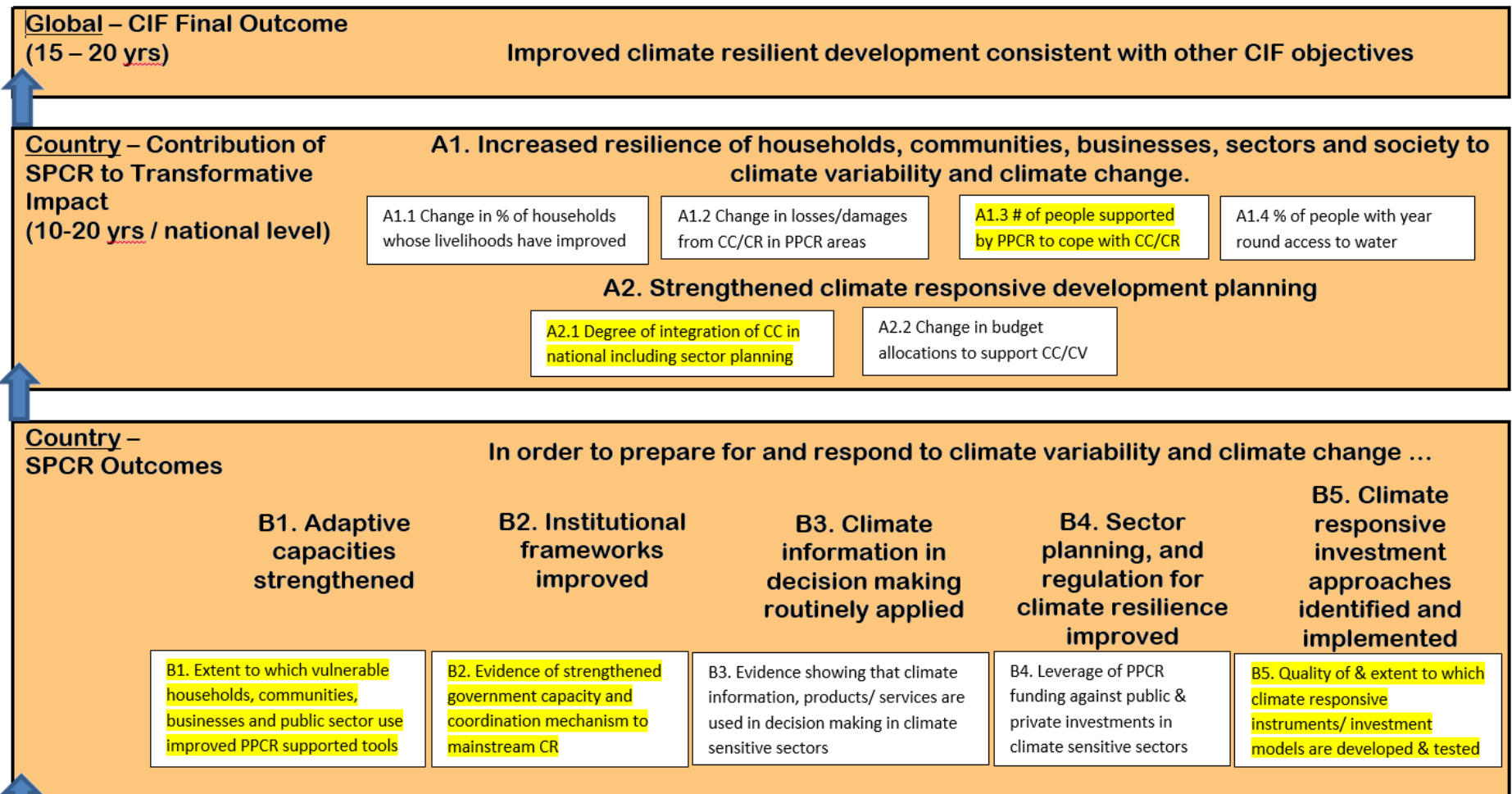


2012 Results Framework (new): 11 indicators, program and country level



2012 Results Framework (new): 5 core indicators (yellow), 6 optional

PPCR Revised logic model and results framework



Adaptation is such a complex subject

How shall we measure resilience?

4 of the 5 core indicators are qualitative, how can we measure consistently?

5 Core Indicators:

Each w/ guidance and tool for monitoring/reporting

A1.3 Number of people supported by PPCR to cope with CC/CR

A2.1 Degree of integration of CC in national including sector planning

B1. Extent to which vulnerable HH, communities, businesses and public sector use improved PPCR supported tools

B2. Evidence of strengthened government capacity and coordination mechanism to mainstream CR

B5. Quality of & extent to which climate responsive instruments/ investment models are developed & tested

CIF CORE INDICATOR GUIDANCE SHEET (DRAFT v 3.1 03/28/13)									
CIF PROGRAM		Pilot Program for CIF CORE INDICATOR GUIDANCE SHEET (DRAFT v.4.4 03/28/13)							
PPCR Performance Monitoring Tool									
PPCR Outcome:					Institutional Frameworks Improved				
PPCR Performance Indicator B2:					Evidence of strengthened government capacity and coordination mechanism to mainstream climate resilience				
Country:		Country X		Strategic Plan for Climate Resilience (SPCR)					
Reporting Period:			From: Start date			To: End date		Achievements:	
Mainstreaming		Completed		Covers all government ministries/sectors		Broad set of non-government stakeholders involved		Information available in public domain	
Capacity						Updated or Reviewed		Women included	
						PPCR Contribution to this		Use the space below to write comments, highlights and/or relevant achievements of the PPCR project in the reporting period. This should help to explain your score. If you need more space to explain further, feel free to write more on the "Instruction Sheet". Please number them.	
TECH DEF	Knowledge base	Information, studies and assessments addressing climate change, variability and/or resilience							1.
		Adequate climate change expertise is available.							2.
		Existing resilience efforts systematically inventoried							3.
	National policy	National policies expressly address climate change and resilience							4.
		Sufficient resources available to							5.
	Coordination Mechanism	Coordination mechanism operational to mainstream climate							6.
		Sufficient resources available to mainstream climate							7.
General Comments about strengthened government capacity and coordination mechanism to mainstream climate resilience:									
<ul style="list-style-type: none"> 									
Instructions to Coordinators									

Scorecards: Scoring brings a quantitative element to qualitative information

Participation:

- Scoring is done by SPCR Management unit/team and at least two representatives from government, private sector and civil society
- Wider stakeholders should be invited to critically review the scores in an already planned stakeholder coordination meeting

Baselines and targets for the PPCR Core Indicators



Baselines for the PPCR Core Indicators

Fortunately the baseline date is set at the date of the endorsement of your SPCR. This means:

Indicator **A1.3**; the number of people supported by the PPCR is zero

Indicator **B1**; the number of people using PPCR supported tools is zero

Indicator **B5**; no climate responsive instruments/investment models supported by PPCR had been started or improved

Baselines for the PPCR Core Indicators continued

The baseline date is set at the date of the endorsement of your SPCR. This means:

- Indicator **A2.1**; There was some integration of climate change in national and sector planning. Use A2.1 scorecard to recreate that situation (key informant recall + existing documents)
- Indicator **B2**; Government had some capacity to mainstream climate resilience & coordination mechanism(identified in the SPCR documents). Use B2 scorecard to recreate that situation (key informant recall + existing documents)

Baselines for the PPCR Core Indicators

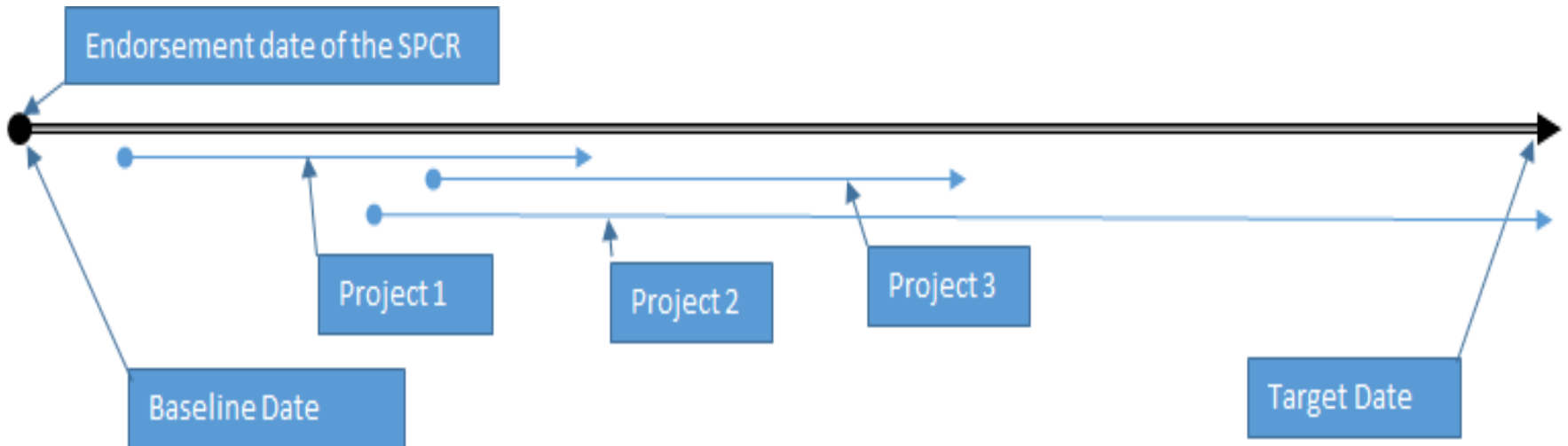
The baseline date is set: **endorsement date of your SPCR.**

This means:

- Indicator A2.1; There was some integration of climate change in national and sector planning. You will have to **use the A2.1 scorecard** to recreate that situation through key informant recall, backed up with existing documents.
- Indicator B2; Government had some capacity to mainstream climate resilience, and possibly the coordination mechanism(identified in the SPCR documents). You will have to **use the B2 scorecard** to recreate that situation through key informant recall, backed up with existing documents.

Setting the timeframe for PPCR targets

The Target dates are set as the end date of the final project.



This will change if a new PPCR project is approved

Establishing targets

Fortunately the targets for

- A1.3 Number of people supported by PPCR to cope with CC/CR
- B1 Number of households, communities, business and public service entities who use improved PPCR tools

... are already set in the approved project proposals.

Scorecard targets

Maximum score in the scorecards is 10.

No need to set all targets as 10.

- The SPCR may not aspire to having 100% integration of climate change into National Planning. It could set the target at 75%
- Will there ever be 100% capacity for a government to mainstream climate change?
- An SPCR could aspire to having 100% quality and tested climate responsive instruments and investment models.

Aspects of the score cards could be selected as less.

- PPCR's contribution to strengthened government capacity may be only 50%

Baselines and targets for the PPCR Core Indicators

- The Baseline and Target data need to be established, and reviewed in country before it is submitted to the CIF Administrative Unit by **August 31, 2013**

Work Plan:

Monitoring & reporting on the core indicators

- Outline of work
- Institutional arrangements
- Stakeholder participation
- Resources
- Benchmarks

Work Plan Guidance:

Monitoring & reporting on the core indicators

- **Why** – To define share of tasks and responsibilities, for ease of implementation
- **What** – Clarify who will do what, by when, and resulting data
- Further guidance on suggested sections, level of detail, indicators, stakeholder participation, etc.