

**Monitoring Reporting (M&R) and Learning (L)
in the Pilot Program for Climate Resilience**

**FIRST ROUND OF MONITORING AND REPORTING 2013:
ESTABLISHING BASELINES AND EXPECTED RESULTS**

Christine Roehrer

Senior Monitoring and Evaluation Specialist
Climate Investment Funds Administrative Unit
Washington D.C.

Outline

Introduction

The PPCR Journey on Monitoring and Reporting

Results Framework

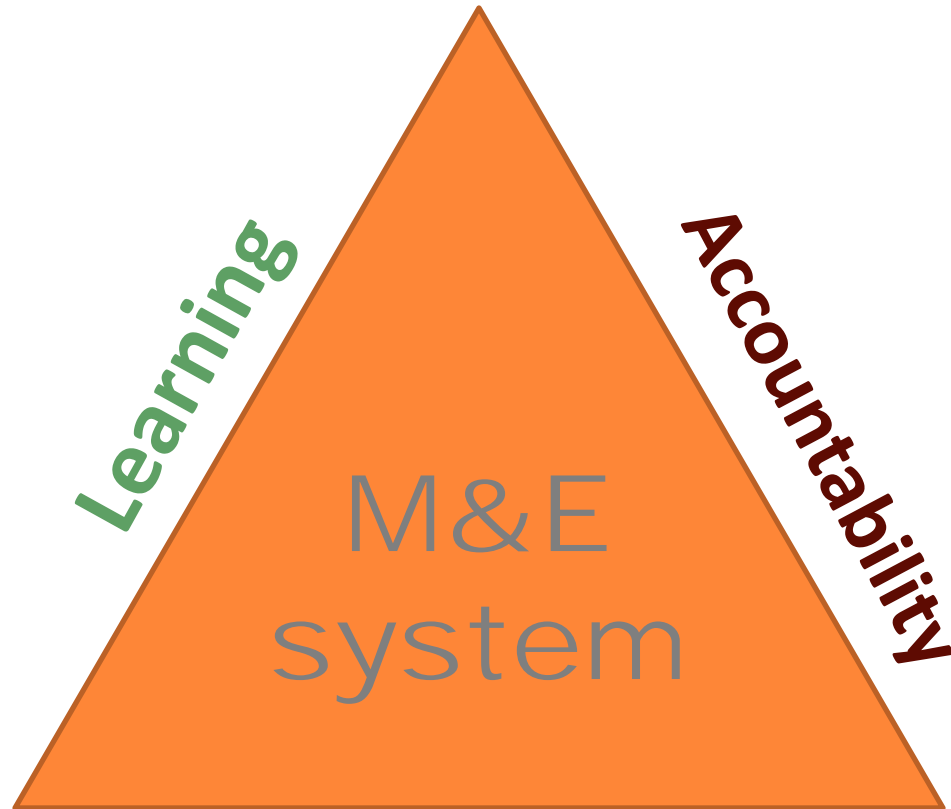
Core Indicators

Toolkit for Monitoring and Reporting

Work Plans for Monitoring and Reporting

Establishing Baselines and Expected Results in 2013

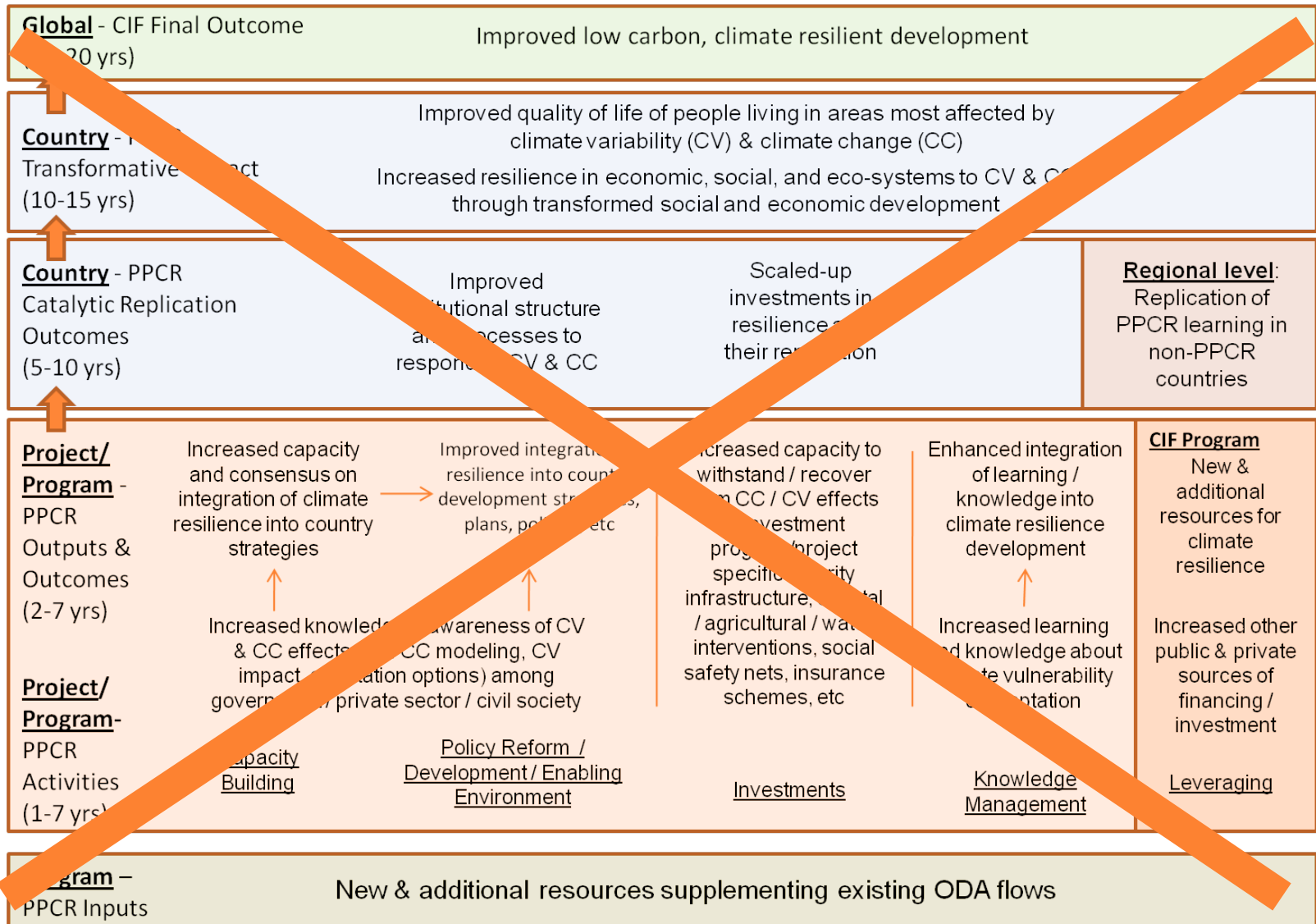
Why do we monitor and report on the PPCR ?



**Evidence – based
decision making**

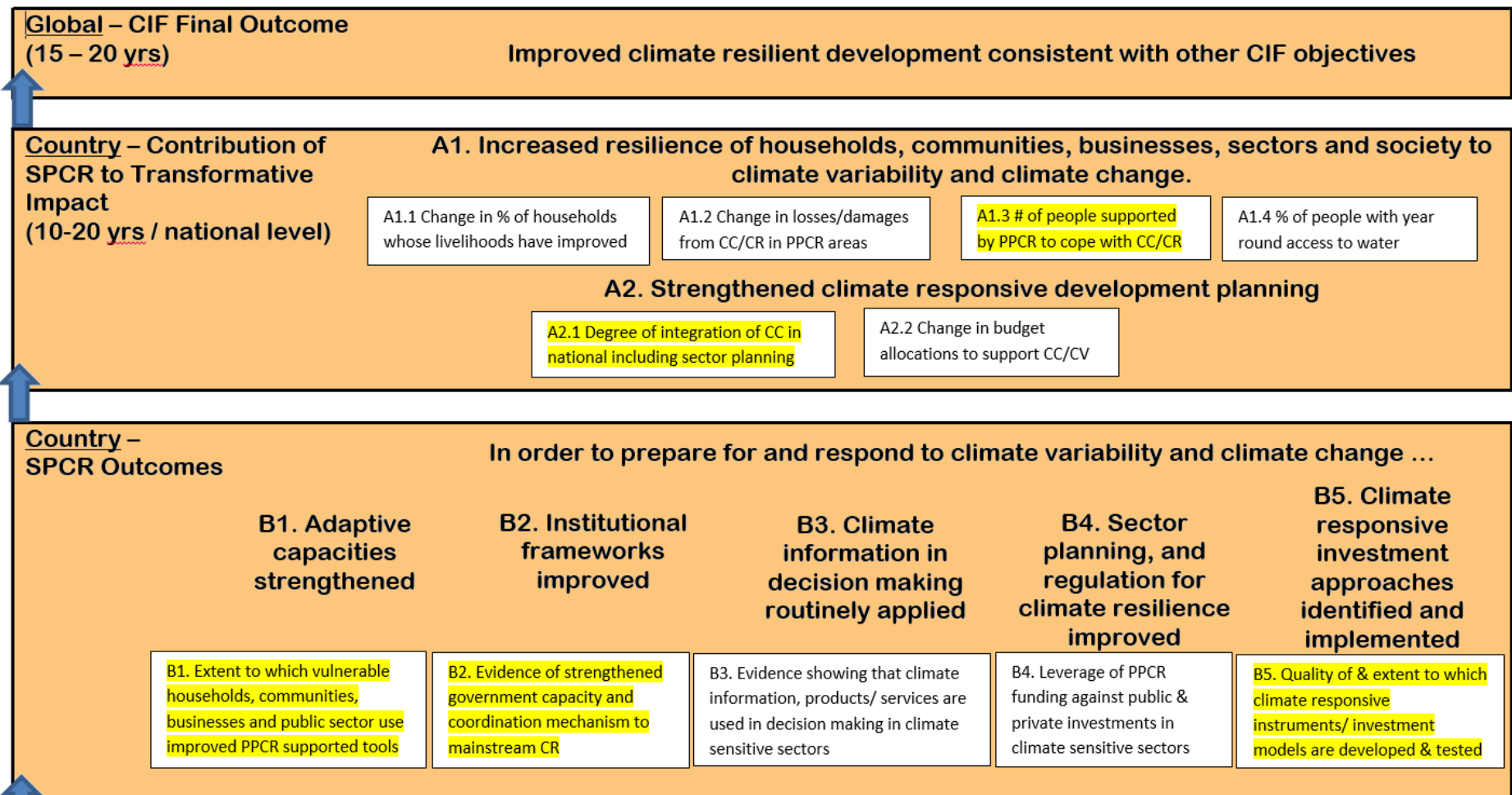
The PPCR Journey on Monitoring and Reporting

2010 Results Framework (old): 22 indicators, including project level



2012 Results Framework (new): 5 core indicators (yellow), 6 optional

PPCR Revised logic model and results framework



5 Core Indicators:

Each w/ guidance and tool for monitoring/reporting

- 1 **Degree of Integration of climate change in national, including sector, planning**
- 2 **Evidence of strengthened government capacity and coordination mechanism to mainstream climate resilience**
- 3 **Quality and extent to which climate responsive instruments/ investment models are developed and tested**
- 4 **Extent to which vulnerable households, communities, businesses and public sector services use improved PPCR supported tools, instruments, strategies and activities to respond to climate variability or climate change**
- 5 **Number of people supported by the PPCR to cope with the effects of climate change**


Toolkits for Monitoring and Reporting



CTF




SREP Monitoring and Reporting Toolkit



PPCR



PPCR Monitoring and Reporting Toolkit



July 2013

www.climateinvestmentfunds.org/cif/measuringresults

SREP

www.climateinvestmentfunds.org/cif/measuringresults

July 2013



Example: PPCR Scorecard

Monitoring and Reporting Scorecard for PPCR Core Indicator 2 Date of Report: mm/dd/yy

PPCR Core Indicator 2: Evidence of strengthened government capacity and coordination mechanism to mainstream climate resilience

Data Collection Method: Data scored at the country level

Sample Strategic Plan for Climate Resilience (SPCR)

Reporting Period: From: **July 1, 2012** To: **June 30, 2013**

| Government Capacity Complete below the sectors identified as a priority in the SPCR. Insert other priority sectors or ministries below (optional) | Are information, studies and assessments addressing climate change, variability and resilience available? | Is the necessary climate change expertise available? | Do national/sector incentives and legislative policies expressly address climate change and resilience? | Does the government/sector participate in the coordination mechanism? | Score |
|---|---|--|---|---|-------|
| | a | b | c | d | e |
| Sample Government | | | | | 0% |
| Sector 1 | | | | | 0% |
| Sector 2 | | | | | 0% |
| Sector 3 | | | | | 0% |
| Sector 4 | | | | | 0% |
| | | | | | 0% |

Score each cell with a score between 0 and 10 where 0 = No, 5 = Halfway and 10 = Yes complete

| Coordination Mechanism Name the Coordination Mechanism below | Is the coordination mechanism functional e.g., established, effective and efficient? | Does it coordinate climate resilience interventions other than those funded by PPCR. | Is there a broad set of non-governmental stakeholders involved? | Is the relevant climate resilience information in the public domain? | Are females and males participating equally? | Score |
|--|--|--|---|--|--|-------|
| | | | | | | 0% |

Score each cell with a score between 0 and 10 where 0 = No, 5 = Halfway and 10 = Yes completely

Achievements: Write comments, highlights and/or relevant achievements in the reporting period. These should help to explain your score.

1.

Work Plans for Monitoring and Reporting

In 2013 **thirteen PPCR Pilot Countries**

prepared, agreed and submitted their

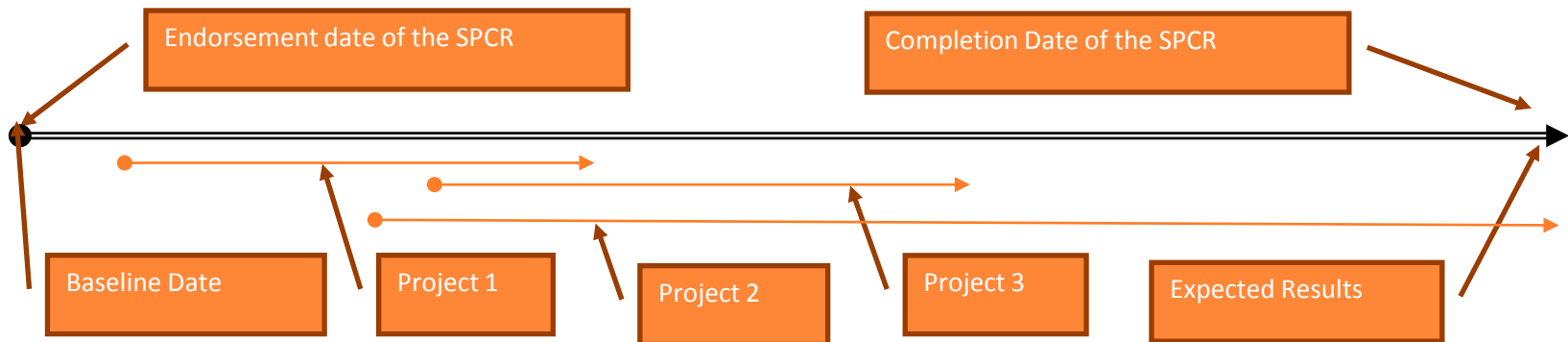
work plan for monitoring and reporting.



- 2010 First generation of results frameworks (4)
- 2012 Second generation of results frameworks (3)
- 2013 Toolkits for M&R: CTF, PPCR, SREP

**2013 First Rounds of Monitoring and Reporting:
PPCR - Baselines and expected results**

PPCR Monitoring and Reporting 2013 Establishing baselines and expected results





In 2013 **eleven PPCR Pilot Countries** submitted their baselines and expected results.

Two more PPCR Pilot Countries have shared advanced draft reports of their baselines and expected results.

PPCR Monitoring and Reporting 2013



Synthesis and examples in

CLIMATE INVESTMENT FUNDS

PPCR/SC.13/Inf.3
October 25, 2013

Meeting of the PPCR Sub-Committee
Washington D.C.
November 1, 2013

PILOT PROGRAM FOR CLIMATE RESILIENCE

**FIRST ROUND OF MONITORING AND REPORTING:
ESTABLISHING BASELINES AND EXPECTED RESULTS**

PPCR Monitoring and Reporting 2013



www.climateinvestmentfunds.org

The screenshot shows the website's navigation bar with links for Home, About Us, Funds & Programs, Themes, Country Plans & Projects, Learning & Events, Documents, News, Measuring Results, and Stakeholders. Below the navigation bar is a search box and social media buttons for Facebook and Twitter. The main content area is titled 'Measuring Results' and features a large image of a person carrying a water bucket on their head. To the right of the image is a green sidebar with the following links: [Measuring Results Home](#), [Results Monitoring and Reporting](#), [Evaluation](#), [CIF M&R Training Sessions](#), [Sharing Experiences](#), [Network of Practitioners](#), and [Additional Resources](#). Below the image is a caption: 'Pilot Program on Climate Resilience: In-country training on M&R Toolkit in Niger 19 - 23 August. (Photo: Hoel/World Bank flickr)'. At the bottom of the page, there is a horizontal menu with tabs for CIF M&R, CTF M&R, FIP M&R, PPCR M&R, and SREP M&R.

PPCR Pilot Countries Reports on Baselines and Expected Results are published.

Monitoring and Reporting (M&R) in the Pilot Program for Climate Resilience

The purpose of the Pilot Program for Climate Resilience (PPCR) is to pilot and demonstrate ways in which climate risk and resilience may be integrated into core development planning and implementation.

| | |
|---|---|
| PPCR PROGRESS AND RESULTS | PPCR CORE INDICATOR MONITORING DATA, BASELINES AND EXPECTED RESULTS |
| REVISED PPCR RESULTS FRAMEWORK AND MONITORING AND REPORTING TOOLKIT | PILOT PROGRAM FOR CLIMATE RESILIENCE HOMEPAGE |



THANK YOU!



www.climateinvestmentfunds.org/cif/measuring-results



Example: Haiti's scorecard for core indicator 1

Monitoring and Reporting Scorecard for PPCR Core Indicator 1 Baseline

Date of Report: August 28, 2013

| PPCR Core Indicator 1: Degree of integration of climate change into national planning | | | | | | |
|---|--|---|---|---|---|-------|
| Data Collection Method: Data scored at the country level | | | | | | |
| Haiti Strategic Plan for Climate Resilience (SPCR) | | | | | | |
| SPCR Endorsement Date: May 2013 | | | SPCR Completion Date: June 2019 | | | |
| Complete below the sectors identified as a priority in the SPCR. Insert other priority sectors or ministries below (optional) | Is there an approved climate change plan for the nation/ sector? | resilience strategies been embedded in the central government's/ sector's principal planning documents? | Has responsibility been assigned to institutions or persons to integrate climate resilience planning? | Have specific measures, e.g. investments and programs, to address climate resilience been identified and prioritized? | Do all planning processes routinely screen for climate risks? | Score |
| a | b | c | d | e | f | g |
| National Planning | 0 | 2 | 3 | 2 | 0 | 14% |
| Sector 1 INFRASTRUCTURE | 2 | 0 | 2 | 0 | 0 | 5% |
| Sector 2 AGRICULTURE | 2 | 0 | 2 | 0 | 0 | 5% |
| Sector 3 URBAN/COASTAL PLANNING | 0 | 0 | 2 | 2 | 0 | 10% |
| Sector 4 METEO SERVICES | 3 | 0 | 5 | 0 | 0 | 13% |

Score each cell with a score between 0 and 10 where 0 = No, 5 = Halfway and 10 = Yes completely

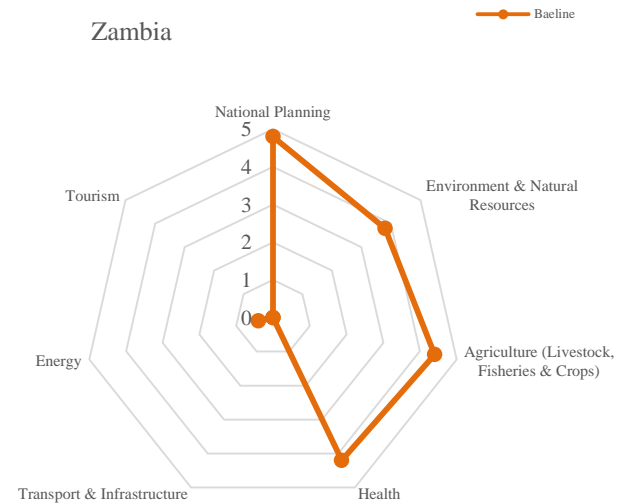
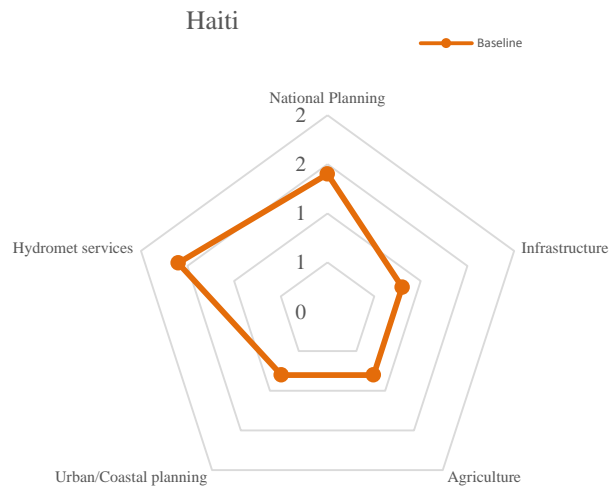
Achievements: Write comments, highlights and/or relevant achievements of the PPCR project. These should help to explain your score.

1. Infrastructures: a National Building Code exists ("Code National du Bâtiment d'Haïti", CNBH 2012), with construction guidelines for hurricane-prone areas ("guide de renforcement parasismique et paracyclonique des bâtiments")
2. Although there's no specific CC plan for agriculture, CC is acknowledged as a threat in the National Investment Plan for Agriculture (Dvp infrastructures rurales. Annexe 1)
3. No specific plan regarding CC has been approved re Meteo Services but commitment exists between the Min of Agriculture and the Min. of the Env. to upgrade hydromet services.
4. Haiti's Strategic Plan for Development ("PSDH"), envisages within its 2030 goals to "reduce the country's vulnerability to heavy rains and hurricanes".
5. There's no specific mandate to mainstream CC in development plans. However, CIAT has legal responsibility to "undertake legal, regulatory and institutional framework revision of land planning" and, therefore, to integrate CC into development plans.
6. Climate resilience as such has not been prioritized at GoH, yet, "building resilience" (in particular with regards to disaster risk management in urban areas) has become a priority
7. For the international community (DRR Political Champions) and the GoH as well.

Example: PPCR Scorecard

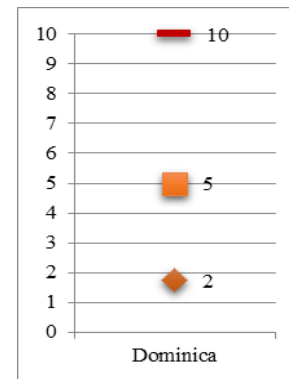

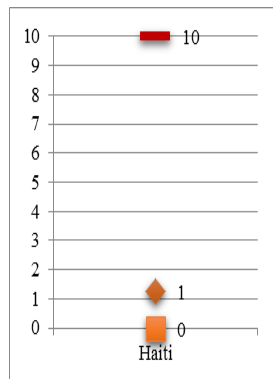
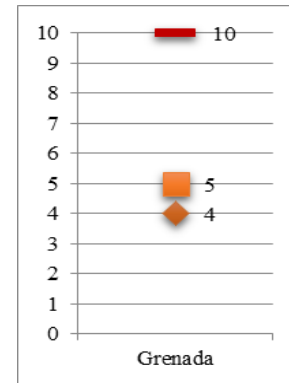
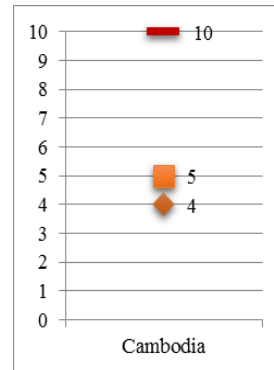
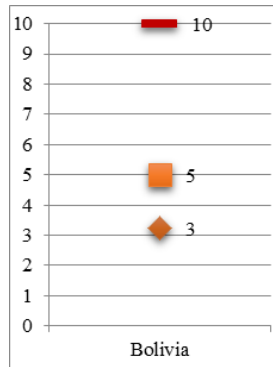


Preliminary data analysis of PPCR Indicator 1: Degree of integration of climate change into national planning, including sector planning



Example: Indicator 2

Indicator 2: Evidence of strengthened government capacity and coordination mechanism to mainstream climate resilience



Highlights and Challenges



Highlights and Challenges



Participation and motivation is key for success with Monitoring, Reporting, Evaluation and Learning



Highlights and challenges



Lessons from Developing the CIF, including PPCR Results Frameworks

Challenge:

Achieving harmonization across systems

Way forward:

Focus on a few **core indicators**

- ✓ Focus & reduce complexity
- ✓ Support country ownership
- ✓ Consider in-country capacity for M&E
- ✓ Design and budget for M&E from the start