

# CLIMATE INVESTMENT FUNDS

Joint CTF-SCF/TFC.20/Inf.2

January 14, 2019

---

Joint Meeting of the CTF and SCF Trust Fund Committee

Ouarzazate, Morocco

Thursday, January 31, 2019

## **CIF DISBURSEMENT REPORT**

## **Contents**

1	Introduction	3
2	Overview of disbursement progress (CIF overall)	4
	Annex A: CTF actual disbursements	7
	Annex B: PPCR actual disbursements	15
	Annex C: FIP actual disbursements	24
	Annex D: SREP actual disbursements	30

## 1 Introduction

1. This semi-annual Disbursement Report was prepared by the CIF Administrative Unit in collaboration with the multilateral development banks (MDBs) and covers disbursements as of June 30, 2018. The main report focuses on the disbursements for the overall CIF portfolio, while Annexes A to D show the disbursement figures of each CIF program (CTF and the three SCF programs: PPCR, FIP, and SREP)<sup>1</sup> at the country-level and project level<sup>2</sup>. Further analysis on disbursements, as well as project pipeline tracking per program, are presented in the Operations and Results Report (ORR) for each program.
2. For the purpose of this report, “disbursement” means funds transferred from MDBs to project recipients. The actual disbursement data reflect the disbursement status<sup>3</sup> of project preparation grants (PPG) and project funding. Funding for the MDB Project Implementation and Supervision (MPIS) fee is not included as part of the disbursement data. For guarantee projects, they are considered 100 percent disbursed once the guarantee product becomes effective and can be withdrawn by its recipients, regardless of actual fund transfer. Details of guarantee projects are shown in Annex A (for CTF) and Annex D (for SREP).
3. CIF disbursements maintained an upward trajectory, increasing during the last semester (January-June 2018). The CIF Administrative Unit will closely monitor and report disbursement progress every six months in various reports, such as the Semi-Annual Operational Report and Risk Report (concerning implementation risk).

---

<sup>1</sup> Clean Technology Fund (CTF) and Strategic Climate Fund (SCF) composed of, Pilot Program for Climate Resilience (PPCR), Forest Investment Program (FIP), and Scaling-up Renewable Energy Program in Low Income Countries (SREP)

<sup>2</sup> Public sector projects only (for confidentiality requirement, project-level disbursements for private sector are not disclosed)

<sup>3</sup> For SREP, the disbursement figures also include Investment Plan Preparation Grant (IPPG) as IPPG is part of the country’s funding envelope.

## 2 Overview of disbursement progress (CIF overall)

5. As of June 30, 2018, CIF cumulative disbursements amounted to USD 2.92 billion (see Table 1). Disbursement trends have been steady over the last three years, as noted in Figure 1. Disbursed amounts increased by approximately USD 450 million over the FY2018, with an increase of USD 210 million from January to end of June 2018<sup>4</sup>. The disbursement ratio (percentage disbursed from the MDB-approved amount) reached 47 percent by end of June 2018. From January to end of June 2018, CTF cumulative disbursement grew by USD 154 million, with the disbursement ratio<sup>5</sup> remaining at 51 percent (see Figure 2). SCF grew by USD 126 million and the disbursement ratio increased from 33 percent to 38 percent (compared to December 2017), as shown in Figure 3.
6. From January to end of June 2018, the three programs under SCF recorded increases in disbursement ratios from 38% to 44%, 36% to 42% and 17% to 20% for PPCR, FIP and SREP, respectively as shown in the table below.

**Table 1: Disbursement summary (as of June 30, 2018)**

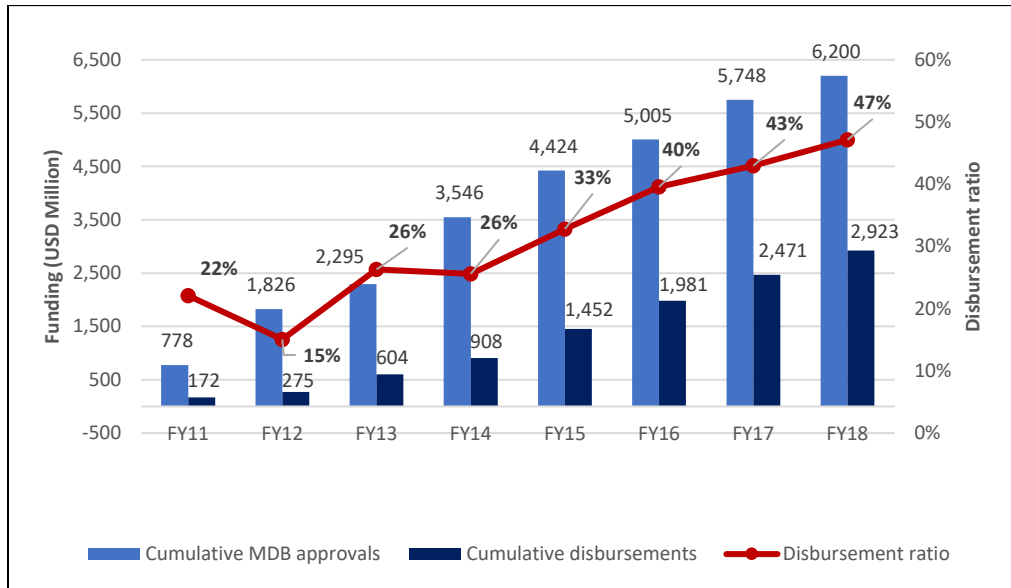
	MDB approvals		Cumulative disbursement		Disbursement ratio (% disbursed)	
	<i>As of June 2018 (USD Millions)</i>	<i>As of Dec 2017 (USD Millions)</i>	<i>As of June 2018 (USD Millions)</i>	<i>As of Dec 2017 (USD Millions)</i>	<i>As of June 2018</i>	<i>As of Dec 2017</i>
<b>CIF overall</b>	<b>6,200</b>	<b>5,948</b>	<b>2,923</b>	<b>2,713</b>	<b>47%</b>	<b>46%</b>
<b>CTF</b>	<b>4,342</b>	<b>4,189</b>	<b>2,213</b>	<b>2,130</b>	<b>51%</b>	<b>51%</b>
<b>SCF</b>	<b>1,858</b>	<b>1,759</b>	<b>710</b>	<b>584</b>	<b>38%</b>	<b>33%</b>
PPCR	1,016	962	446	369	44%	38%
FIP	434	415	183	149	42%	36%
SREP	408	382	82	66	20%	17%

Note: MDB approvals do not include MPIS. For PPCR and FIP, Investment Plan Preparation Grant (IPPG) is not included in the table.

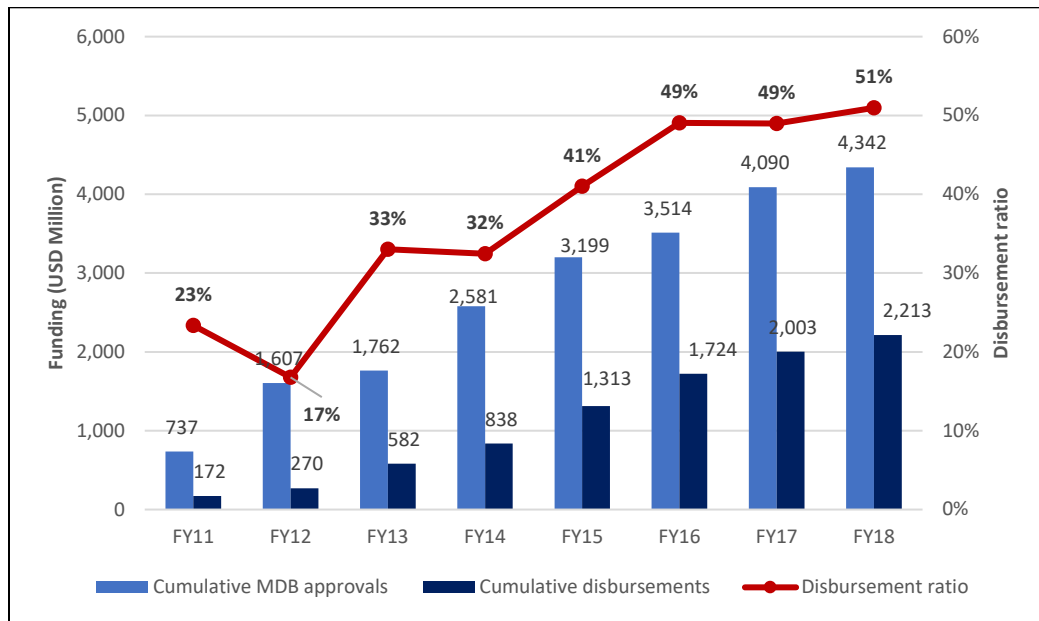
<sup>4</sup> Fiscal Year (FY) follows the World Bank fiscal year (July 1 – June 30). The second semester of FY18 ended on June 30, 2018.

<sup>5</sup> Disbursement ratio is % disbursed out of the MDB approvals.

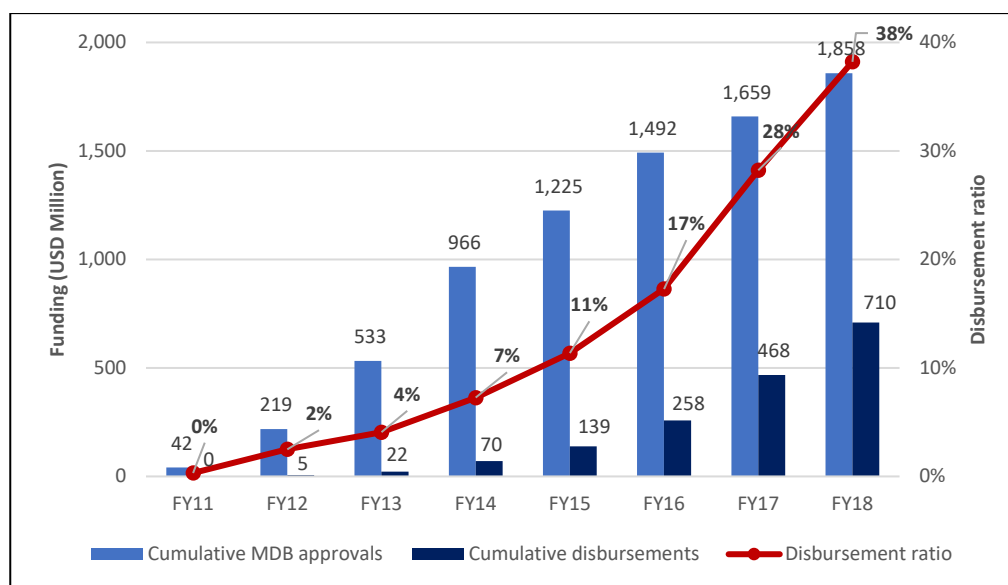
**Figure 1: Trends in CIF disbursement ratio**



**Figure 2: Trends in CTF disbursement ratio**



**Figure 3: Trends in SCF disbursement ratio**



7. As shown in Table 2, 189 out of 228 MDB-approved projects are either disbursing or have fully disbursed project funding. This does not include projects only with PPG disbursement. Disbursing projects account for 82 percent of MDB-approved projects. The difference between approved and disbursing projects is due to projects recently approved by MDB boards from January to end of June 2018. While there may be some variability among projects, it usually takes one year between MDB approval and the first disbursement.

**Table 2: Number of MDB approved projects and disbursing projects (as of June 30, 2018)**

Semester	Number of MDB approved projects		Number of disbursing projects		% share of disbursing projects	
	As of June 2018	As of Dec 2017	As of June 2018	As of Dec 2017	As of June 2018	As of Dec 2017
<b>CIF overall</b>	<b>228</b>	<b>218</b>	<b>189</b>	<b>175</b>	<b>83%</b>	<b>80%</b>
<b>CTF</b>	<b>98</b>	<b>95</b>	<b>82</b>	<b>75</b>	<b>84%</b>	<b>79%</b>
<b>SCF</b>	<b>130</b>	<b>123</b>	<b>107</b>	<b>100</b>	<b>82%</b>	<b>81%</b>
PPCR	62	60	54	54	85%	90%
FIP	34	32	30	27	88%	84%
SREP	33	31	24	19	73%	61%

## Annex A: CTF actual disbursements

**Table A.1: Disbursements by country/region (IP and DPSP)**

Investment Plan (IP)						
Country	Funding approved by TFC	Funding approved by MDBs	Cumulative disbursement as of June 30, 2018 (USD millions)	Change in disbursement Jan 1 to June 30, 2018 (USD millions)	Disbursement ratio as of June 30, 2018	Cumulative disbursement as of Dec 31, 2017 (USD millions)
Chile	163.7	66.3	52.6	-	79%	52.6
Colombia	148.5	135.0	64.6	0.3	48%	64.3
Egypt	152.0	152.0	61.6	4.1	41%	57.5
India	774.5	774.5	326.7	62.0	42%	264.6
Indonesia	397.0	323.6	273.1	0.4	84%	272.8
Kazakhstan	144.6	91.3	39.0	4.0	43%	35.0
Mexico	496.2	495.7	301.4	(0.2)	61%	301.6
Morocco	149.7	149.7	52.2	31.2	35%	21.1
Nigeria	30.6	2.2	1.4	-	65%	1.4
Philippines	136.9	136.6	5.8	-	4%	5.8
South Africa	489.0	484.7	156.4	-	32%	156.4
Thailand	106.0	106.0	90.5	0.0	85%	90.4
Turkey	338.2	281.0	255.4	2.2	91%	253.2
Ukraine	335.6	233.8	61.6	5.8	26%	55.8
Vietnam	183.8	183.8	26.5	0.8	14%	25.7
MENA-CSP	495.5	495.5	440.0	2.0	89%	438.0
<b>Total</b>	<b>4,541.6</b>	<b>4,111.6</b>	<b>2,208.6</b>	<b>112.6</b>	<b>54%</b>	<b>2,096.0</b>

Dedicated Private Sector Program (DPSP)						
Country	Funding approved by TFC	Funding approved by MDB	Cumulative disbursement as of June 30, 2018 (USD millions)	Change in disbursement Jan 1 to June 30, 2018 (USD millions)	Disbursement ratio as of June 30, 2018	Cumulative disbursement as of Dec 31, 2017 (USD millions)
Chile	20.0	-	-	-	0%	-
Colombia	19.97	19.97	0.44	0.2	2%	0.2
Dominica	9.95	9.95	-	-	0%	-
Haiti	15.93	15.93	-	-	0%	-
Honduras	19.5	19.5	19.5	-	100%	19.5
Kenya	49.7	-	-	-	0%	-

Mexico	20.0	20.0	0.8	0.8	4%	-
Nicaragua	9.5	9.5	-	-	0%	-
St. Lucia	10.0	10.0	-	-	0%	-
Turkey	63.9	63.9	0.5	0.5	1%	-
DPSP- Regional	223.0	80.0	15.6	4.1	19%	11.5
<b>Total</b>	<b>461.4</b>	<b>248.8</b>	<b>36.9</b>	<b>5.7</b>	<b>15%</b>	<b>31.2</b>

*Note: TFC approvals and MDB approvals do not include MPIS (fee) amount. In addition to the figures in the table, there are disbursements of USD 0.99 million for regional projects implemented by EBRD.*



**Table A.2: Disbursements by project (public sector) in USD millions**

CIF project ID	Country	MDB	Project title	Committee approval date	MDB approval date	Funding Approved by MDBs	Cumulative disbursement (as of June 30, 2018)	Change in disbursement (Jan 1 to June 30, 2018)	Disbursement ratio (as of June 30, 2018)	Cumulative disbursement (as of Dec 31, 2017)
<b>Project fund component (not including PPG)</b>										
XCTFCL224A	Chile	IBRD	Technical Assistance for Sustainable Geothermal Development Project	Jun-15	Oct-16	2.9	0.65	0.3	23%	0.3
XCTFCO002A	Colombia	IDB	Technological Transformation Program for Bogota's Integrated Public Transport System	Jul-13	Oct-13	40.0	39.95	-	100%	40.0
XCTFCO003A	Colombia	IDB	Strategic Public Transportation Systems (SETP) Program	Aug-11	Sep-11	20.0	5.81	-	29%	5.8
XCTFCO005A	Colombia	IDB	Energy Efficiency Program in the San Andrés, Providencia and Santa Catalina Archipelago	Dec-15	Sep-16	10.0	0.16	0.2	2%	-
XCTFCO006A	Colombia	IDB	Energy Efficiency Financing Program for the Services Sector	Jun-13	Sep-13	10.8	10.51	0.1	98%	10.4
XCTFCO506A	Colombia	IDB	Utility Scale RE-geothermal	Nov-15	Jul-16	9.5	-	-	0%	-
XCTFCO113A	Colombia	IBRD	Clean Energy Development Project	Aug-17	Oct-17	40.00	-	-	0%	-
XCTFCO615A	Colombia	IDB	Renewable Energy Financing for Non-Interconnected Zones(NIZs)	Nov-15	Feb-16	10.2	0.3	0.1	3%	0.2
XCTFDM619A	Dominica	IBRD	Geothermal Risk Mitigation	Jun-17	Nov-17	9.95	-	-	0%	-
XCTFEG009A	Egypt	AfDB	Wind Energy Scale Up Program(IPPs)-200MW Wind farm in the Gulf of Suez	Sep-17	Nov-17	48.95	-	-	0%	-

CIF project ID	Country	MDB	Project title	Committee approval date	MDB approval date	Funding Approved by MDBs	Cumulative disbursement (as of June 30, 2018)	Change in disbursement (Jan 1 to June 30, 2018)	Disbursement ratio (as of June 30, 2018)	Cumulative disbursement (as of Dec 31, 2017)
XCTFEG010A	Egypt	IBRD	Wind Power Development Project	May-10	Jun-10	150.0	60.0	4.2	40%	55.9
XCTFHT611A	Haiti	IBRD	Modern Energy Services for All	Oct-15	Oct-17	15.9	-	-	0%	-
XCTFIN209A	India	ADB	Rajasthan Renewable Energy Transmission Investment Program (Multi-tranche Financing Facility / MFF)	Jul-13	Sep-13	199.9	69.3	3.1	35%	66.2
XCTFIN227A	India	ADB	Solar Rooftop PV	May-16	Sep-16	174.8	25.2	0.2	14%	25.0
XCTFIN228A	India	ADB	Solar Park Transmission	Apr-16	Mar-17	50.0	44.5	31.1	89%	13.4
XCTFIN206A	India	IBRD	Development Policy Loan to Promote Inclusive Green Growth and Sustainable Development in Himachal Pradesh	Nov-13	May-14	100.0	100.0	-	100%	100.0
XCTFIN208A	India	IBRD	Partial Risk Sharing Facility for Energy Efficiency	Jul-14	Feb-15	25.0	25.0	-	100%	25.0
XCTFIN210A	India	IBRD	Solar Parks Infrastructure	Jan-16	Mar-17	50.0	1.5	1.5	3%	-
XCTFIN211A	India	IBRD	Solar Rooftop PV	Dec-15	May-16	125.0	61.2	26.2	49%	35.0
XCTFIN213A	India	IBRD	Innovations in Solar Power and Hybrid Technologies	Aug-17	Dec-17	21.8	-	-	0%	-
XCTFID017A	Indonesia	IBRD	Geothermal Clean Energy Investment Project	Dec-10	Jul-11	125.0	123.1	-	98%	123.1
XCTFID112A	Indonesia	IBRD	Geothermal Energy Upstream Development Project	Mar-16	Feb-17	49.0	-	-	0%	-

CIF project ID	Country	MDB	Project title	Committee approval date	MDB approval date	Funding Approved by MDBs	Cumulative disbursement (as of June 30, 2018)	Change in disbursement (Jan 1 to June 30, 2018)	Disbursement ratio (as of June 30, 2018)	Cumulative disbursement (as of Dec 31, 2017)
XCTFMX048A	Mexico	IBRD	Urban Transport Transformation Project	Oct-09	Mar-10	200.0	62.1	0.1	31%	62.0
XCTFMX049A	Mexico	IBRD	Efficient Lighting and Appliances Project	Sep-10	Nov-10	50.5	50.4	0.4	100%	50.0
XCTFMX051A	Mexico	IDB	Renewable Energy Program, Proposal III	Nov-11	Nov-11	70.5	70.5	-	100%	70.5
XCTFMX053A	Mexico	IDB	"Ecocasa" Program (Mexico Energy Efficiency Program Part II)	Aug-12	Dec-12	51.5	50.9	0.0	99%	50.8
XCTFMX055A	Mexico	IDB	Geothermal Financing and Risk Transfer Facility	Apr-14	May-14	34.3	0.8	0.2	2%	0.7
XCTFMX100A	Mexico	IDB	Support to FIRA for the Implementation of an Energy Efficiency Financing Strategy for the Food Processing Industry	Aug-14	Dec-14	1.6	0.0	-	2%	0.0
XCTFMX504A	Mexico	IDB	Geothermal Financing and Risk Transfer Facility	Apr-14	May-14	20.0	0.8	0.8	4%	-
XCTFMA057A	Morocco	AfDB	One Wind Energy Plan	Oct-11	Jun-12	125.0	51.5	31.2	41%	20.3
XCTFMB027A	Morocco	AfDB	Ouarzazate I Concentrated Solar Power Project	Jun-11	May-12	100.0	100.0	-	100%	100.0
XCTFMB030A	Morocco	AfDB	Noor II and III Concentrated Solar Power Project	Jun-14	Dec-14	119.0	119.0	-	100%	119.0
XCTFMB106A	Morocco	AfDB	Noor-Midelt Phase 1 Concentrated Solar Power Project	Jun-17	Dec-17	25.0	-	-	0%	-
XCTFMA058A	Morocco	IBRD	Clean and Efficient Energy Project	Jun-14	Apr-15	24.0	-	-	0%	-

CIF project ID	Country	MDB	Project title	Committee approval date	MDB approval date	Funding Approved by MDBs	Cumulative disbursement (as of June 30, 2018)	Change in disbursement (Jan 1 to June 30, 2018)	Disbursement ratio (as of June 30, 2018)	Cumulative disbursement (as of Dec 31, 2017)
XCTFMB026A	Morocco	IBRD	Ouarzazate I Concentrated Solar Power Project	Jun-11	Nov-11	97.0	97.0	-	100%	97.0
XCTFMB035A	Morocco	IBRD	Noor II and III Concentrated Solar Power Project	Jun-14	Sep-14	119.0	119.0	-	100%	119.0
XCTFMB106A	Morocco	AfDB	Morocco-Phase II of Midelt or Tata	Jun-17	Sep-17	25.00	-	-	0%	-
XCTFMB107A	Morocco	IBRD	Morocco-Phase II of Midelt or Tata	Jun-17	Sep-17	25.00	-	-	0%	-
XCTFNG216A	Nigeria	AfDB	Abuja Mass Transit Project	Jul-17	Dec-17	49.00	-	-	0%	-
XCTFNI618A	Nicaragua	IDB	Geothermal Exploration and Transmission Improvement Program under the PINIC	Aug-16	Sep-16	9.5	-	-	0%	-
XCTFPH059A	Philippines	ADB	Market Transformation through Introduction of Energy Efficient Electric Vehicles Project	Oct-12	Dec-12	13.1	0.2	-	2%	0.2
XCTFPH061A	Philippines	IBRD	Renewable Energy Development (PHRED)	Aug-13	May-16	44.0	-	-	0%	-
XCTFPH062A	Philippines	IBRD	Cebu Bus Rapid Transit Project	Nov-12	Sep-14	25.0	-	-	0%	-
XCTFPH063A	Philippines	IBRD	Philippines Manila BRT	Jan-16	Mar-17	23.9	-	-	0%	-
XCTFZA069A	South Africa	AfDB	Eskom Renewable Support Project - Wind	Nov-10	May-11	50.0	42.3	-	85%	42.3
XCTFZA069B	South Africa	AfDB	Eskom Renewable Support Project - CSP	Nov-10	May-11	50.0	-	-	0%	-
XCTFZA070A	South Africa	IBRD	Eskom Renewable Support Project - Wind	Nov-10	Oct-11	50.0	34.9	-	70%	34.9
XCTFZA070B	South Africa	IBRD	Eskom Renewable Support Project - CSP	Nov-10	Oct-11	200.0	-	-	0%	-

CIF project ID	Country	MDB	Project title	Committee approval date	MDB approval date	Funding Approved by MDBs	Cumulative disbursement (as of June 30, 2018)	Change in disbursement (Jan 1 to June 30, 2018)	Disbursement ratio (as of June 30, 2018)	Cumulative disbursement (as of Dec 31, 2017)
XCTFLC620A	St. Lucia	IBRD	Renewable Energy Sector Development Project	Jul-17	Apr-18	10.00	-	-		
XCTFTR077A	Turkey	IBRD	Private Sector Renewable Energy and Energy Efficiency Project	Mar-09	May-09	100.0	100.0	-	100%	100.0
XCTFTR078A	Turkey	IBRD	Renewable Energy Integration Project	Jan-14	May-14	50.0	14.9	1.9	30%	12.9
XCTFTR097A	Turkey	IBRD	Impact Assessment of Clean Technology Fund in Renewable Energy and Energy Efficiency Market in Turkey	Aug-12	Aug-12	0.1	0.1	-	100%	0.1
XCTFTR219A	Turkey	IBRD	SME Energy Efficiency Project / Renewable Energy Integration-TA	Nov-15	Dec-15	1.0	0.8	0.3	78%	0.5
XCTFTR509A	Turkey	IBRD	Geothermal Development Project	Sep-15	Nov-16	39.8	0.5	0.5	1%	0.0
XCTFUA056A	Ukraine	IBRD	District Heating Energy Efficiency Project	Jan-14	May-14	50.0	2.9	0.1	6%	2.7
XCTFUA087A	Ukraine	IBRD	Second Urban Infrastructure Project (UIP-2)	Apr-14	May-14	50.0	5.2	2.2	10%	3.0
XCTFUA088A	Ukraine	IBRD	Second Power Transmission Project	Nov-14	Dec-14	48.4	0.2	-	0%	0.2
XCTFVN091A	Vietnam	ADB	Sustainable Urban Transport for Ho Chi Minh City Mass Rapid Transit Line 2 Project	Sep-13	Feb-14	49.0	0.3	0.0	1%	0.2
XCTFVN101A	Vietnam	ADB	Ha Noi Sustainable Urban Transport Program - Project 1: Ha Noi Metro System Line 3	Oct-14	Dec-15	50.0	0.1	0.0	0%	0.1

CIF project ID	Country	MDB	Project title	Committee approval date	MDB approval date	Funding Approved by MDBs	Cumulative disbursement (as of June 30, 2018)	Change in disbursement (Jan 1 to June 30, 2018)	Disbursement ratio (as of June 30, 2018)	Cumulative disbursement (as of Dec 31, 2017)
XCTFVN104A	Vietnam	ADB	M&E TA: Mainstreaming Climate Change Mitigation into National Infrastructure	Aug-15	Dec-15	1.0	0.1	0.0	5%	0.0
XCTFVN111A	Vietnam	ADB	Ha Noi Sustainable Urban Transport Program - Project 2: Strengthening Sustainable Urban Transport for Hanoi Metro Line 3	Oct-14	Dec-14	49.0	0.2	-	0%	0.2
XCTFVN094A	Vietnam	IBRD	Distribution Efficiency Project	Jun-12	Sep-12	30.0	20.8	0.7	69%	20.1
XCTFDP612A	DPSP-Regional	IDB	Utility Scale Renewable Energy: Geothermal - Sustainable Energy Facility for the Eastern Caribbean	Sep-15	Oct-15	19.1	-	-	0%	-
XCTFMB032A	MENA Region	IBRD	Technical Assistance Program	Oct-14	Oct-14	9.5	4.7	2.0	49%	2.6
<b>TOTAL</b>						<b>3,447.3</b>	<b>1,517.5</b>	<b>107.4</b>	<b>44%</b>	<b>1,410.1</b>

## Annex B: PPCR actual disbursements

Table B.1: Disbursements by country/region (SPCR and PSSA)

Strategic Program for Climate Resilience (SPCR)						
Country	Funding approved by Sub-Committee	Funding approved by MDBs	Cumulative disbursement as of June 30, 2018 (USD millions)	Change in disbursement Jan 1 to June 30, 2018 (USD millions)	Disbursement ratio as of June 30, 2018	Cumulative disbursement as of Dec 31, 2017 (USD millions)
Bangladesh	109.7	109.7	72.81	6.0	66%	66.8
Bolivia	90.5	90.5	7.4	1.5	8%	5.9
Cambodia	91.0	91.0	32.9	7.3	36%	25.7
Dominica	21.0	21.0	4.3	-	20%	4.3
Grenada	25.0	25.0	18.7	2.9	75%	15.8
Haiti	24.5	24.5	2.5	0.6	10%	1.9
Jamaica	30.0	30.0	7.7	2.2	26%	5.5
Mozambique	91.2	91.2	42.2	6.5	46%	35.6
Nepal	85.8	85.8	38.8	6.6	45%	32.2
Niger	110.0	110.0	73.0	12.0	66%	61.1
Papua New Guinea	30.0	30.0	1.3	(0.3)	4%	1.6
Samoa	29.9	29.9	8.6	1.6	29%	7.0
Saint Lucia	27.0	27.0	8.6	2.2	32%	6.4
St. Vincent & The Grenadines	15.0	15.0	9.4	1.3	63%	8.1
Tajikistan	57.7	57.7	39.7	3.9	69%	35.8
Tonga	19.9	19.9	12.2	0.7	61%	11.5

Yemen	19.0	19.0	1.6	-	8%	1.6
Zambia	91.0	91.0	39.4	7.4	43%	32.0
Caribbean Region	10.6	10.6	2.2	0.5	21%	1.7
South Pacific Region	9.9	9.9	0.8	(3.1)	8%	3.9
<b>Total</b>	<b>988.7</b>	<b>988.7</b>	<b>424.2</b>	<b>59.7</b>	<b>43%</b>	<b>364.4</b>

Private Sector Set Aside (PSSA)						
Country	Funding approved by Sub-Committee	Funding approved by MDBs	Cumulative disbursement as of June 30, 2018 (USD millions)	Change in disbursement Jan 1 to June 30, 2018 (USD millions)	Disbursement ratio as of June 30, 2018	Cumulative disbursement as of Dec 31, 2017 (USD millions)
Bolivia	14.0	14.0	-	-	0%	-
Cambodia	5.0	5.0	-	-	0%	-
Jamaica	5.8	5.8	-	-	0%	-
Saint Lucia	1.0	1.0	-	-	0%	-
Tajikistan	15.0	15.0	5.0	2.0	33%	3.0
<b>Total</b>	<b>40.8</b>	<b>40.8</b>	<b>5.0</b>	<b>2.0</b>	<b>12%</b>	<b>3.0</b>



**Table B.2: Disbursements by project (public sector) in USD million**

CIF project ID	Country	MDB	Project title	Sub-Committee approval Date	MDB approval Date	Funding approved by MDBs	Cumulative disbursement (as of June 30, 2018)	Change in disbursement (Jan 1 to June 30, 2018)	Disbursement ratio (as of June 30, 2018)	Cumulative disbursement (as of Dec 31, 2017)
<b>Project fund component (not including PPG)</b>										
XPCRB003A	Bangladesh	ADB	Coastal Towns Infrastructure Improvement Project	Dec-13	Jun-14	40.4	19.8	3.4	49%	16.4
XPCRB004A	Bangladesh	ADB	Coastal Climate Resilient Infrastructure Project	Sep-12	Sep-12	30.0	23.9	2.2	80%	21.7
XPCRB005A	Bangladesh	ADB	Climate Change Capacity Building and Knowledge Management	Jun-11	Aug-11	0.3	0.3	-	100%	0.3
XPCRB002A	Bangladesh	IBRD	Coastal Embankment Improvement Project Phase I (CEIP-I)	Apr-13	Jun-13	25.0	20.0	-	80%	20.0
XPCRB007A	Bolivia	IDB	Multipurpose Drinking water and irrigation program for the municipalities of Batallas, Pucarani and El Alto	Oct-15	Dec-15	42.5	0.1	-	0%	0.1
XPCRB008A	Bolivia	IBRD	Climate Resilience - Integrated Basin Management Project	Oct-13	Jul-14	45.5	4.8	1.5	10%	3.3
XPCRKH009A	Cambodia	ADB	Climate resilient Rural Infrastructure in Kampong Cham Province(as part of Rural Roads Improvement Project (RRIP-II))	Sep-15	Dec-15	16.0	6.1	1.4	38%	4.7
XPCRKH010A	Cambodia	ADB	Enhancement of Flood and Drought Management in Pursat Province	Oct-12	Dec-12	9.8	3.9	0.7	40%	3.2

CIF project ID	Country	MDB	Project title	Sub-Committee approval Date	MDB approval Date	Funding approved by MDBs	Cumulative disbursement (as of June 30, 2018)	Change in disbursement (Jan 1 to June 30, 2018)	Disbursement ratio (as of June 30, 2018)	Cumulative disbursement (as of Dec 31, 2017)
XPCRKH011A	Cambodia	ADB	Promoting Climate-Resilient Agriculture in Koh Kong and Mondulkiri Provinces as part of the Greater Mekong Subregion Biodiversity Conservation Corridors Project	Sep-14	Mar-15	7.4	1.0	0.3	13%	0.7
XPCRKH012A	Cambodia	ADB	Climate Proofing of Agricultural Infrastructure and Business-focused Adaptation	Mar-13	Jun-13	9.5	4.0	2.0	42%	2.0
XPCRKH013A	Cambodia	ADB	Provincial Roads Improvement Project - Climate Proofing of Roads in Prey Veng, Svay Rieng, Kampong Chhnang and Kampong Speu Provinces	Nov-11	Dec-11	17.0	9.7	1.4	57%	8.3
XPCRKH014A	Cambodia	ADB	GMS Southern Economic Corridor Towns Development Project	Oct-12	Dec-12	9.4	1.5	0.6	16%	0.9
XPCRKH015A	Cambodia	ADB	Flood-resilient Infrastructure Development in Pursat and Kampong Chhnang Towns as part of the Integrated Urban Environmental Management in the Tonle Sap Basin Project	Oct-14	Nov-15	10.0	0.3	0.1	3%	0.2

CIF project ID	Country	MDB	Project title	Sub-Committee approval Date	MDB approval Date	Funding approved by MDBs	Cumulative disbursement (as of June 30, 2018)	Change in disbursement (Jan 1 to June 30, 2018)	Disbursement ratio (as of June 30, 2018)	Cumulative disbursement (as of Dec 31, 2017)
XPCRKH016A	Cambodia	ADB	Mainstreaming Climate Resilience into Development Planning / Technical Assistance: Mainstreaming Climate Resilience into Development Planning of Key Vulnerable Sectors	Aug-12	Oct-12	7.0	3.5	0.8	50%	2.8
XPCRKH016B	Cambodia	ADB	Technical Assistance: Mainstreaming Climate Resilience into Development Planning of Key Vulnerable Sectors	Oct-15	Jan-16	3.0	1.2	-	39%	1.2
XPCRD056A	Dominica	IBRD	Disaster Vulnerability Reduction Project (DVRP)	Mar-14	May-14	21.0	4.3	-	20%	4.3
XPCRGD045A	Grenada	IBRD	Disaster Vulnerability and Climate Risk Reduction Project / Additional Financing to the Regional Disaster Vulnerability Reduction Project (RDVRP)	May-11	Jun-11	25.0	13.7	2.9	55%	10.8
XPCRGD045B	Grenada	IBRD	Disaster Vulnerability and Climate Risk Reduction Project	Jan-15	Jun-15	-	5.0	-	0%	5.0
XPCRHT069A	Haiti	IDB	Climate Proofing of Agriculture in the Centre-Artibonite Loop	Oct-15	Dec-15	4.5	0.8	0.5	18%	0.3
XPCRHT068A	Haiti	IBRD	Centre Artibonite Regional Development Project	Jan-14	May-14	8.0	1.1	-	14%	1.1
XPCRHT070A	Haiti	IBRD	Municipal Development and	May-17	Jun-17	7.0	-	-	0%	-

CIF project ID	Country	MDB	Project title	Sub-Committee approval Date	MDB approval Date	Funding approved by MDBs	Cumulative disbursement (as of June 30, 2018)	Change in disbursement (Jan 1 to June 30, 2018)	Disbursement ratio (as of June 30, 2018)	Cumulative disbursement (as of Dec 31, 2017)
			Urban Resilience Project							
XPCRHT071A	Haiti	IBRD	Strengthening Hydro-Meteorological Services Project	Mar-15	Jun-15	5.0	0.6	0.1	12%	0.5
XPCRJM049A	Jamaica	IDB	Adaptation Program and Financing Mechanism for the Pilot Program For Climate Resilience Jamaica	Sep-14	Dec-14	17.9	5.7	1.7	32%	4.0
XPCRJM048A	Jamaica	IBRD	Improving Climate Data and Information Management Project	May-15	Jul-15	6.8	1.6	0.5	24%	1.1
XPCRJM072A	Jamaica	IBRD	Promoting Community-based Climate Resilience in the Fisheries Sector of Jamaica	Oct-17	Nov-17	4.80	-	-	0%	-
XPCRMZ020A	Mozambique	AfDB	Sustainable Land & Water Resources Management Project (SLWRMP)	Aug-12	Oct-12	15.8	11.9	1.6	75%	10.3
XPCRMZ021A	Mozambique	AfDB	Baixo Limpopo Irrigation and Climate Resilience	May-12	Sep-12	15.8	9.5	1.6	60%	7.9
XPCRMZ017A	Mozambique	IBRD	Roads & Bridges Management and Maintenance Project - APL2	Oct-13	Dec-13	15.8	10.0	0.7	63%	9.3
XPCRMZ018A	Mozambique	IBRD	Cities and Climate Change	Dec-13	Oct-14	15.8	-	-	0%	-
XPCRMZ019A	Mozambique	IBRD	Climate Resilience: Transforming Hydro-Meteorological Services	Jan-13	Apr-13	15.0	6.8	1.2	45%	5.6

CIF project ID	Country	MDB	Project title	Sub-Committee approval Date	MDB approval Date	Funding approved by MDBs	Cumulative disbursement (as of June 30, 2018)	Change in disbursement (Jan 1 to June 30, 2018)	Disbursement ratio (as of June 30, 2018)	Cumulative disbursement (as of Dec 31, 2017)
XPCRMZ024A	Mozambique	IBRD	Climate Change Technical Assistance	May-12	Jun-12	2.0	1.8	-	88%	1.8
XPCRNPO25A	Nepal	ADB	Building Climate Resilience of Watersheds in Mountain Eco-Regions	Aug-13	Sep-13	23.5	11.7	2.1	50%	9.6
XPCRNPO29A	Nepal	ADB	Mainstreaming Climate Change Risk Management in Development	Oct-11	Dec-11	7.2	5.1	-	72%	5.1
XPCRNPO26A	Nepal	IBRD	Building Resilience to Climate-Related Hazards / Building Resilience to Climate-Related Hazards-Additional Funding	Aug-12	Jan-13	31.0	17.9	4.5	58%	13.4
XPCRNE030A	Niger	AfDB	Climate Information Development and Forecasting Project (PDIPC)	May-12	Sep-12	13.0	4.4	2.4	34%	2.0
XPCRNE032A	Niger	AfDB	Water Resources Mobilization and Development Project (PROMOVARE)	Jul-12	Sep-12	22.0	10.6	4.4	48%	6.2
XPCRNE034A	Niger	IBRD	Community Action Project for Climate Resilience (CAPCR)	Nov-11	Jan-12	63.0	55.7	5.2	88%	50.5
XPCRPG067A	Papua New Guinea	ADB	Building Resilience to Climate Change in Papua New Guinea Project / Additional Financing to Building Resilience to Climate Change in Papua New Guinea	Jul-15	Oct-15	24.3	1.3	0.3	5%	1.0

CIF project ID	Country	MDB	Project title	Sub-Committee approval Date	MDB approval Date	Funding approved by MDBs	Cumulative disbursement (as of June 30, 2018)	Change in disbursement (Jan 1 to June 30, 2018)	Disbursement ratio (as of June 30, 2018)	Cumulative disbursement (as of Dec 31, 2017)
XPCRPG067B	South Pacific-Papua New Guinea	ADB	Additional Financing to Building Resilience to Climate Change in Papua New Guinea	Jul-17	Dec-17	4.8	-	-		
XPCRWS052A	Samoa	IBRD	Enhancing Climate Resilience for West Coast Road Project	Oct-12	Dec-12	14.8	2.1	0.3	14%	1.8
XPCRWS053A	Samoa	IBRD	Enhancing the Climate Resilience of Coastal Resources and Communities	Oct-13	Dec-13	14.6	6.0	1.3	41%	4.7
XPCRLC044A	St. Lucia	IBRD	Disaster Vulnerability Reduction Project	Apr-14	Jun-14	27.0	8.6	2.2	32%	6.4
XPCRVC047A	St. Vincent and the Grenadines	IBRD	Disaster Vulnerability and Climate Risk Reduction	May-11	Jun-11	15.0	8.1	-	54%	8.1
XPCRVC047B	St. Vincent and the Grenadines	IBRD	Disaster Vulnerability and Climate Risk Reduction / Additional Financing to the Regional Disaster Vulnerability Reduction Project (RDVRP)	Feb-14	May-14	-	1.3	1.3	0%	-
XPCRTJ036A	Tajikistan	ADB	Building Capacity for Climate Resilience	Apr-12	Jun-12	6.0	3.5	0.7	59%	2.8
XPCRTJ040A	Tajikistan	ADB	Building Climate Resilience in the Pyanj River Basin Project	Jun-13	Jul-13	21.6	17.2	1.9	80%	15.3
XPCRTJ037A	Tajikistan	IBRD	Improvement of Weather, Climate, and Hydrological Delivery project	Mar-11	May-11	7.0	6.8	-	98%	6.8
XPCRTJ039A	Tajikistan	IBRD	Environmental Land Management and Rural Livelihoods Project / Environmental Land	Feb-13	Mar-13	9.5	9.5	0.1	100%	9.3

CIF project ID	Country	MDB	Project title	Sub-Committee approval Date	MDB approval Date	Funding approved by MDBs	Cumulative disbursement (as of June 30, 2018)	Change in disbursement (Jan 1 to June 30, 2018)	Disbursement ratio (as of June 30, 2018)	Cumulative disbursement (as of Dec 31, 2017)
			Management and Rural Livelihoods - AF							
XPCRTJ039B	Tajikistan	IBRD	Environmental Land Management and Rural Livelihoods - AF	May-15	Jun-15	2.0	2.0	1.2	99%	0.8
XPCRTO059A	Tonga	ADB	Climate Resilience Sector Project	Oct-13	Dec-13	19.3	11.5	0.7	60%	10.8
XPCRRY054A	Yemen	IBRD	Climate Information System and PPCR Program Coordination	Mar-13	Sep-13	1.6	1.6	-	100%	1.6
XPCRZM042A	Zambia	AfDB	Strengthening Climate Resilience in the Kafue Sub-Basin	Sep-13	Oct-13	38.0	14.0	3.5	37%	10.4
XPCRZM041A	Zambia	IBRD	Strengthening Climate Resilience (PPCR Phase II) Project	Feb-13	May-13	36.0	23.1	3.9	64%	19.2
XPCRCB062A	Caribbean Regional Track	IDB	Investment Plan for the Caribbean Regional Track	Mar-15	May-15	10.4	2.0	0.5	19%	1.5
XPCRPC063A	South Pacific Regional Track	ADB	Implementation of the Strategic Program for Climate Resilience (SPCR): Pacific Region	Feb-13	Apr-13	3.2	3.2	-	100%	3.2
XPCRPC064A	South Pacific Regional Track	IBRD	Pacific Resilience Program (PREP)	May-15	Jun-15	5.8	0.4	0.1	6%	0.2
<b>TOTAL</b>						<b>43,710.2</b>	<b>400.1</b>	<b>61.8</b>	<b>1%</b>	<b>338.3</b>

## Annex C: FIP actual disbursements

Table C.1: Disbursements by country (IP, PSSA, and DGM)

Investment Plan (IP)						
Country	Funding approved by Sub-Committee	Funding approved by MDBs	Cumulative disbursement (as of June 30, 2018)	Change in disbursement (Jan 1 to June 30, 2018)	Disbursement ratio (as of June 30, 2018)	Cumulative disbursement (as of Dec 31, 2017)
Brazil	91.0	70.0	15.0	4.3	21%	10.7
Burkina Faso	30.0	30.0	8.9	0.7	30%	8.2
Cote d'Ivoire	24.0	15	-	-	0%	-
DRC	60.0	60.0	31.8	5.4	53%	26.4
Ghana	59.5	40.1	21.5	3.0	53%	18.5
Indonesia	35.7	35.7	1.2	(0.4)	3%	1.6
Lao PDR	29.8	29.8	15.5	0.9	52%	14.5
Mexico	60.0	60.0	50.9	9.3	85%	41.7
Mozambique	24.0	24.0	8.1	3.1	34%	5.0
Nepal	0.5	0.5	-	-	0%	-
Peru	50.0	1.5	0.4	(1.0)	27%	1.4
<b>Total</b>	<b>464.5</b>	<b>366.6</b>	<b>153.1</b>	<b>25.2</b>	<b>42%</b>	<b>127.9</b>



Private Sector Set Aside (PSSA)						
Country	Funding approved by Sub-Committee	Funding approved by MDBs	Cumulative disbursement (as of June 30, 2018)	Change in disbursement (Jan 1 to June 30, 2018)	Disbursement ratio (as of June 30, 2018)	Cumulative disbursement (as of Dec 31, 2017)
Brazil	3.0	3.0	-	-	0%	-
Burkina Faso	4.0	4.0	0.1	0.1	3%	-
Ghana	10.3	10.3	10.3	1.1	100%	9.2
<b>Total</b>	<b>17.3</b>	<b>17.3</b>	<b>10.4</b>	<b>1.2</b>	<b>60%</b>	<b>9.2</b>

Dedicated Grant Mechanism for Indigenous Peoples and Local Communities (DGM)						
Country	Funding approved by Sub-Committee	Funding approved by MDBs	Cumulative disbursement (as of June 30, 2018)	Change in disbursement (Jan 1 to June 30, 2018)	Disbursement ratio (as of June 30, 2018)	Cumulative disbursement (as of Dec 31, 2017)
Brazil	6.5	6.5	2.0	0.6	31%	1.4
Burkina Faso	4.5	4.5	1.9	0.4	42%	1.5
DRC	6.0	6.0	1.3	0.5	22%	0.8
Ghana	5.5	5.5	1.0	0.5	18%	0.5
Indonesia	6.5	6.5	2.4	-	37%	2.4
Mexico	6.0	6.0	0.5	0.5	9%	-
Mozambique	4.5	4.5	0.3	0.3	7%	-
Peru	5.5	5.5	2.2	-	40%	2.2
Global Component	5.0	5.0	3.1	0.3	62%	2.8
<b>Total</b>	<b>50.0</b>	<b>50.0</b>	<b>14.8</b>	<b>3.1</b>	<b>30%</b>	<b>11.7</b>

Note: IP preparation grant is not included in the figures for both DGM commitment and disbursement.

**Table C.2: Disbursements by project (public sector) in USD million**

CIF project ID	Country	MDB	Project title	Sub-Committee approval Date	MDB Approval Date	Funding approved by MDBs	Cumulative Disbursement (as of June 30, 2018)	Change in disbursement (Jan 1 to June 30, 2018)	Disbursement ratio (as of June 30, 2018)	Cumulative disbursement (as of Dec 31, 2017)
<b>Project Fund component (not including PPG)</b>										
XFIPBR012A	Brazil	IDB	Forest Information to Support Public and Private Sectors in Management Initiatives	Oct-13	Dec-13	16.5	3.5	1.7	21%	1.8
XFIPBR010A	Brazil	IBRD	Environmental Regularization of Rural Lands in the Cerrado of Brazil	Jun-14	Jul-15	32.5	0.8	-	2%	0.8
XFIPBR011A	Brazil	IBRD	Sustainable production in areas previously converted to agricultural use project (under the low carbon emission agriculture plan)	Apr-14	Jul-14	10.6	8.3	1.7	78%	6.6
XFIPBR013A	Brazil	IBRD	Development of systems to prevent forest fires and monitor vegetation cover in the Brazilian Cerrado	Jul-15	Mar-16	9.3	1.9	0.6	21%	1.3
XFIPBR026A	Brazil	IBRD	Investment Plan Coordination Project	Mar-15	Nov-17	1.0	0.3	0.3	27%	-
XFIPDG201A	Brazil	IBRD	Dedicated Grant Mechanism for Indigenous Peoples and Local Communities: Funding Proposal for the DGM Project for Brazil	Jun-14	Mar-15	6.5	2.0	0.6	30%	1.4
XFIPBF015A	Burkina Faso	AfDB	Gazetted Forests Participatory Management Project for REDD+ (PGFC/REDD+)	Oct-13	Nov-13	11.5	4.6	0.4	40%	4.3

CIF project ID	Country	MDB	Project title	Sub-Committee approval Date	MDB Approval Date	Funding approved by MDBs	Cumulative Disbursement (as of June 30, 2018)	Change in disbursement (Jan 1 to June 30, 2018)	Disbursement ratio (as of June 30, 2018)	Cumulative disbursement (as of Dec 31, 2017)
XFIPBF503A	Burkina Faso	AfDB	Climate change mitigation and poverty reduction through the development of the cashew sector in Burkina Faso (Wouol project)	Dec-16	Feb-17	4.0	0.1	0.1	3%	-
XFIPBF014A	Burkina Faso	IBRD	Decentralized Forest and Woodland Management	Oct-13	Jan-14	16.5	2.3	0.2	14%	2.0
XFIPDG202A	Burkina Faso	IBRD	Dedicated Grant Mechanism for Indigenous Peoples and Local Communities in Burkina Faso	Jun-15	Sep-15	4.5	1.9	0.4	41%	1.5
XFIPZR002A	DRC	AfDB	Integrated REDD+ Project in the Mbuji-Mayi/Kananga and Kisangani Basins	Aug-13	Sep-13	21.5	4.0	0.6	19%	3.4
XFIPDG203A	DRC	IBRD	Forest-Dependent Community Support Project	Jun-15	Mar-16	6.0	1.3	0.5	22%	0.8
XFIPZR001A	DRC	IBRD	Improved Forested Landscape Management Project (IFLMP)	Mar-14	Jun-14	36.9	26.2	4.8	71%	21.4
XFIPCI029A	Cote d'Ivoire	IBRD	Forest Investment Project	Dec-17	Jan-18	15	-	-	0%	-
XFIPGH017A	Ghana	AfDB	Engaging Local Communities in REDD+/Enhancement of Carbon Stocks	Sep-13	Jan-14	9.8	4.7	-	48%	4.7
XFIPDG204A	Ghana	IBRD	DGM for Indigenous Peoples and Local Communities	Sep-16	Apr-17	5.5	1.0	0.5	18%	0.5
XFIPGH016A	Ghana	IBRD	Enhancing Natural Forest and Agroforest Landscapes Project	Dec-14	Feb-15	29.5	16.0	3.0	54%	12.9

CIF project ID	Country	MDB	Project title	Sub-Committee approval Date	MDB Approval Date	Funding approved by MDBs	Cumulative Disbursement (as of June 30, 2018)	Change in disbursement (Jan 1 to June 30, 2018)	Disbursement ratio (as of June 30, 2018)	Cumulative disbursement (as of Dec 31, 2017)
XFIPDG209A	Global	IBRD	Dedicated Grant Mechanism for Indigenous Peoples and Local Communities: Program Framework and Funding Proposal for the DGM Project for the Global Component	Jun-14	Mar-15	4.7	2.8	0.3	60%	2.6
XFIPID019A	Indonesia	ADB	Community-Focused Investments to Address Deforestation and Forest Degradation(CFI-ADD+)	Jul-16	Sep-16	17.0	0.4	0.1	2%	0.3
XFIPDG205A	Indonesia	IBRD	Strengthening Rights and Economies of Adat and Local Communities Project	Dec-16	Mar-17	6.3	2.3	-	36%	2.3
XFIPID020A	Indonesia	IBRD	Promoting Sustainable Community-Based Natural Resource Management and Institutional Development	Oct-15	Apr-16	17.0	-	-	0%	-
XFIPID020B	Indonesia	IBRD	Promoting Sustainable Community-Based Natural Resource Management and Institutional Development	Feb-16	May-16	0.4	-	-	0%	-
XFIPLA004A	Lao PDR	ADB	Protecting Forests for Sustainable Ecosystem Services	May-16	Aug-16	12.8	0.6	(1.2)	5%	1.7
XFIPLA006A	Lao PDR	IBRD	Scaling-up Participatory Sustainable Forest Management	Apr-13	May-13	12.8	10.8	2.1	84%	8.7
XFIPMX008A	Mexico	IDB	Financing Low Carbon Strategies in Forest Landscapes	Sep-12	Nov-12	15.0	8.3	0.6	55%	7.7

CIF project ID	Country	MDB	Project title	Sub-Committee approval Date	MDB Approval Date	Funding approved by MDBs	Cumulative Disbursement (as of June 30, 2018)	Change in disbursement (Jan 1 to June 30, 2018)	Disbursement ratio (as of June 30, 2018)	Cumulative disbursement (as of Dec 31, 2017)
XFIPDG207A	Mexico	IBRD	DGM for Indigenous Peoples and Local Communities	May-17	Sep-17	6.0	0.5	0.5	9%	-
XFIPMX007A	Mexico	IBRD	Forests and Climate Change Project	Nov-11	Jan-12	42.0	40.4	8.6	96%	31.7
XFIPMZ031A	Mozambique	IBRD	Mozambique Forest Investment Project (MozFIP)	Jan-17	Mar-17	22.0	4.7	1.6	21%	3.1
XFIPDG214A	Mozambique	IBRD	DGM for Indigenous Peoples and Local Communities	Aug-17	Dec-17	4.5	0.3	0.3	7%	-
XFIPDG208A	Peru	IBRD	Dedicated Grant Mechanism in Peru	Jun-15	Sep-15	5.5	2.2	-	40%	2.2
<b>TOTAL</b>						<b>425.2</b>	<b>153.5</b>	<b>29.8</b>	<b>36%</b>	<b>123.7</b>

## Annex D: SREP actual disbursements

Table D.1: Disbursements by country (IP and PSSA)

Investment Plan (IP)						
Country	Funding approved by Sub-Committee	Funding approved by MDBs	Cumulative disbursement (as of June 30, 2018)	Change in disbursement (Jan 1 to June 30, 2018)	Disbursement ratio (as of June 30, 2018)	Cumulative disbursement (as of Dec 31, 2017)
Armenia	13.70	10.7	7.18	(1.6)	67%	8.7
Bangladesh	52.20	25	0.14	0.0	1%	0.1
Cambodia	1.70	1.7	-	-	0%	-
Ethiopia	29.70	29.7	11.03	1.2	37%	9.8
Ghana	1.50	1.5	-	-	0%	-
Haiti	19.60	19.6	-	-	0%	-
Honduras	22.92	9.4	1.68	0.6	18%	1.1
Kenya	32.90	32.5	16.50	0.5	51%	16.0
Lesotho	0.60	0.6	-	-	0%	-
Liberia	50.00	26.5	4.56	0.9	17%	3.7
Maldives	25.50	25.7	8.14	1.7	32%	6.4
Mali	39.80	20.1	5.90	1.8	29%	4.1
Mongolia	14.90	15.1	1.48	0.3	10%	1.2
Nepal	39.54	39.5	3.06	0.7	8%	2.3
Nicaragua	7.50	7.5	-	-	0%	-
Rwanda	49.7	49.7	5.6	5.4	11%	0.2
Solomon Islands	6.4	7.1	0.4	-	6%	0.4
Tanzania	40.0	15.5	8.2	2.4	53%	5.8
Uganda	4.2	4.2	-	-	0%	-
Vanuatu	13.8	13.8	0.4	0.4	3%	-

Investment Plan (IP)						
Country	Funding approved by Sub-Committee	Funding approved by MDBs	Cumulative disbursement (as of June 30, 2018)	Change in disbursement (Jan 1 to June 30, 2018)	Disbursement ratio (as of June 30, 2018)	Cumulative disbursement (as of Dec 31, 2017)
Pacific Region	1.9	1.9	0.4	0.1	23%	0.4
<b>Total</b>	<b>468.1</b>	<b>357.3</b>	<b>74.7</b>	<b>14.5</b>	<b>21%</b>	<b>60.3</b>

Private Sector Set Aside (PSSA)						
Country	Funding approved by Sub-Committee	Funding approved by MDBs	Cumulative disbursement (as of June 30, 2018)	Change in disbursement (Jan 1 to June 30, 2018)	Disbursement ratio (as of June 30, 2018)	Cumulative disbursement (as of Dec 31, 2017)
Honduras	20.5	20.50	3.40	1.2	17%	2.2
Kenya	32.0	0.40	-	-	0%	-
Mali	25.0	25.00	-	-	0%	-
Nepal	8.0	7.60	-	-	0%	-
<b>Total</b>	<b>85.5</b>	<b>53.5</b>	<b>3.4</b>	<b>1.2</b>	<b>6%</b>	<b>2.2</b>

Note: IP preparation grant is not included in the figures for both PSSA commitment and disbursement (USD 3.7 million of IPPG disbursement as of June 30, 2018). Guarantee projects are regarded as "100 percent disbursed" once the financial products become effective. This includes Honduras's Self Supply Renewable Energy Guarantee Program implemented by IDB (USD 0.38 million).

**Table D.2: Disbursements by project (public sector) in USD million**

CIF project ID	Country	MDB	Project title	Committee approval Date	MDB approval Date	Funding approved by MDBs	Cumulative disbursement (as of June 30, 2018)	Change in disbursement (Jan 1 to June 30, 2018)	Disbursement ratio (as of June 30, 2018)	Cumulative disbursement (as of Dec 31, 2017)
XSREAM034A	Armenia	IBRD	Geothermal Exploratory Drilling Project (GEDP)	Mar-15	Jun-15	8.6	6.9	0.0	80%	6.9
XSREAM035A	Armenia	IBRD	Development of Utility-Scale Solar PV	Sep-17	Mar-18	26.00	-	-	0%	-
XSREBD063A	Bangladesh	ADB	Off-Grid Solar PV-Mini Grids	Dec-17	Apr-18	5.00	-	-	0%	-
XSREBD064A	Bangladesh	ADB	Off-Grid Solar PV-Solar Irrigation	Jul-17	Nov-17	24.00	-	-	0%	-
XSREKH071A	Cambodia	ADB	Solar Energy Development (Solar Home Systems and Solar Mini-grids)	Jul-17	Sep-17	5.00	-	-	0%	-
XSREKH074A	Cambodia	ADB	Policy Support and Public Awareness	Sep-17	Dec-17	3.00	-	-	0%	-
XSREKH071A	Cambodia	ADB	Solar Energy Development (Solar Home Systems and Solar Mini-grids)	Jul-17	Sep-17	1.00	-	-	0%	-
XSREET001A	Ethiopia	IBRD	Geothermal Sector Development Project (GSDP)	Apr-14	May-14	24.5	5.9	1.2	24%	4.7
XSREET004A	Ethiopia	AfDB	Assela Wind Farm Project	Sep-17	Sep-17	18.3	-	-	0%	-
XSREGH044A	Ghana	AfDB	RE Mini-Grids and Stand Alone Solar PV Systems	Sep-17	Aug-18	16.60	-	-	0%	-



CIF project ID	Country	MDB	Project title	Committee approval Date	MDB approval Date	Funding approved by MDBs	Cumulative disbursement (as of June 30, 2018)	Change in disbursement (Jan 1 to June 30, 2018)	Disbursement ratio (as of June 30, 2018)	Cumulative disbursement (as of Dec 31, 2017)
XSREGH045A	Ghana	AfDB	Solar PV Based Net Metering with Battery Storage	Sep-17	Aug-18	11.89	-	-	0%	-
XSREHT047A	Haiti	IBRD	Renewable Energy and Access for All	Jun-17	Oct-17	8.6	-	-	0%	-
XSREHT050A	Haiti	IBRD	Renewable Energy for the Metropolitan Area	Jun-17	Dec-17	11.0	-	-	0%	-
XSREHN006A	Honduras	IDB	Strengthening the Renewable Energy Policy and Regulatory Framework Program (FOMPIER), Part I	Oct-12	Dec-12	0.0	0.0	0.0	100%	0.0
XSREHN007A	Honduras	IDB	Grid-Connected RE Development Support(ADER C)- Transmission	Aug-17	Aug-17	7.0	0.0	0.0	0%	0.0
XSREHN010A	Honduras	IDB	Sustainable Rural Energization(E RUS)	Aug-17	Aug-17	6.6	0.0	0.0	0%	0.0
XSREKE012A	Kenya	AfDB	Menengai Geothermal Development Project	Nov-11	Dec-11	25.0	16.5	0.5	66%	16.0
XSREKE014A	Kenya	IBRD	Electricity Modernization Project	Jan-15	Mar-15	7.5	-	-	0%	-
XSREKE013A	Kenya	AfDB	Menengai Geothermal Project	Aug-17	Aug-17	4.50	-	-	0%	-

CIF project ID	Country	MDB	Project title	Committee approval Date	MDB approval Date	Funding approved by MDBs	Cumulative disbursement (as of June 30, 2018)	Change in disbursement (Jan 1 to June 30, 2018)	Disbursement ratio (as of June 30, 2018)	Cumulative disbursement (as of Dec 31, 2017)
XSRELR031A	Liberia	IBRD	Renewable Energy for Electrification in North and Center Liberia Project-Mini Grids	Dec-15	Jan-16	25.0	3.8	0.9	15%	2.9
XSRELR032A	Liberia	AfDB	Renewable energy for Electrification in Eastern Liberia Project-Stand-Alone PV	Jun-17	Sep-17	23.50	-	-	0%	-
XSREMV025A	Maldives	ADB	Preparing Outer Island Sustainable Electricity Development Project / Technical Assistance: Capacity Development of the Maldives Energy Authority	Jul-14	Sep-14	12.0	5.4	1.4	45%	4.0
XSREMV025B	Maldives	ADB	Technical Assistance: Republic of the Maldives Capacity Development of the Maldives Energy Authority	Jul-14	Mar-15	12.0	0.2	0.1	2%	0.1
XSREMV024A	Maldives	IBRD	Accelerating Sustainable	Apr-14	Jun-14	11.7	0.9	0.2	8%	0.7

CIF project ID	Country	MDB	Project title	Committee approval Date	MDB approval Date	Funding approved by MDBs	Cumulative disbursement (as of June 30, 2018)	Change in disbursement (Jan 1 to June 30, 2018)	Disbursement ratio (as of June 30, 2018)	Cumulative disbursement (as of Dec 31, 2017)
			Private Investments in Renewable Energy (ASPIRE) Program							
XSREML033A	Mali	AfDB	Project for Scaling Up Renewable Energy in Mali	Sep-14	Oct-14	1.5	0.3	0.1	22%	0.2
XSREML016A	Mali	IBRD	Rural Electrification Hybrid Systems	Oct-13	Dec-13	14.9	3.5	1.6	23%	1.8
XSREML017A	Mali	AfDB	Development of Micro/Mini Hydroelectricity for Rural Electrification in mali(PDM-Hydro)	8.70	Sep-17	Sep-17	-	-	0%	-
XSREMN056A	Mongolia	IBRD	Upscaling Rural Renewable Energy - Solar PV	Feb-17	Jun-17	12.4	-	-	0%	-
XSREMN057A	Mongolia	IBRD	Capacity Building and Regulatory Support Technical Assistance	Aug-16	Aug-16	1.2	0.7	0.2	58%	0.5
XSREMN055A	Mongolia	ADB	Upscaling Rural Renewable Energy	Dec-17	Mar-18	14.6	-	-	0%	-
XSRENPO22A	Nepal	ADB	South Asia Sub-regional Economic Cooperation Power System Expansion	May-14	Nov-16	11.2	1.5	0.2	13%	1.3

CIF project ID	Country	MDB	Project title	Committee approval Date	MDB approval Date	Funding approved by MDBs	Cumulative disbursement (as of June 30, 2018)	Change in disbursement (Jan 1 to June 30, 2018)	Disbursement ratio (as of June 30, 2018)	Cumulative disbursement (as of Dec 31, 2017)
			Project: Rural Electrification Through Renewable Energy							
XSRENPO22B	Nepal	ADB	South Asia Subregional Economic Cooperation Power System Expansion Project	Mar-16	Nov-16	20.0	-	-	0%	-
XSRENPO23A	Nepal	IBRD	Biogas Extended Program	Feb-14	Aug-14	7.9	1.1	0.5	14%	0.6
XSRENPO504A	Nepal	IBRD	ABC Business Models for Off-Grid Energy Access Nepal	May-17	Jun-17	6.00	-	-	0%	-
XSRENPO504A	Nepal	IBRD	ABC Business Models for Off-Grid Energy Access Nepal	May-17	Jun-17	2.00	-	-	0%	-
XSRENI054A	Nicaragua	IDB	Nicaragua Geothermal Exploration and Transmission Improvement Program under the PINIC	Aug-16	Sep-16	7.5	-	-	0%	-
XSRENI053A	Nicaragua	IBRD	Geothermal Development Project	Aug-17	Dec-17	15.00	-	-	0%	-
XSRENI075A	Nicaragua	IDB	Integral Development of Rural Areas Project	Sep-17	Aug-17	7.50	-	-	0%	-

CIF project ID	Country	MDB	Project title	Committee approval Date	MDB approval Date	Funding approved by MDBs	Cumulative disbursement (as of June 30, 2018)	Change in disbursement (Jan 1 to June 30, 2018)	Disbursement ratio (as of June 30, 2018)	Cumulative disbursement (as of Dec 31, 2017)
XSREPC042A	Pacific Region	IBRD	Sustainable Energy Industry Development Project	May-15	Sep-15	1.9	0.4	0.1	22%	0.4
XSRRW058A	Rwanda	IBRD	Renewable Energy Fund	Apr-17	Jun-17	48.9	5.3	5.3	11%	-
XSRESB038A	Solomon Islands	ADB	Solar Power Development Project	Jun-16	Nov-16	6.2	-	-	0%	-
XSRETZ028A	Tanzania	IBRD	Renewable Energy for Rural Electrification	Apr-16	Jun-16	9.0	2.3	2.3	25%	-
XSRETZ027A	Tanzania	AfDB	Geothermal Development	Jul-17	Jul-17	24.6	-	-	0%	-
XSREVU041A	Vanuatu	ADB	Energy Access Project (Small Hydropower Project)	Nov-15	Sep-17	7.0	0.0	0.0	0%	-
XSREVU040A	Vanuatu	IBRD	Rural Electrification Project	Feb-17	May-17	6.8	0.4	0.4	6%	-
<b>TOTAL</b>						<b>43,430.7</b>	<b>48.2</b>	<b>15.0</b>	<b>0%</b>	<b>33.2</b>