

CLIMATE INVESTMENT FUNDS

Joint CTF-SCF/TFC.19/Inf.2
May 11, 2018

Joint Meeting of the CTF and SCF Trust Fund Committee
Washington D.C.
Tuesday, June 5, 2018

CIF DISBURSEMENT REPORT (As of December 31, 2017)

Contents

1. Introduction	3
2. Overview of disbursement progress (CIF overall)	3
Annex A: CTF actual disbursements	7
Annex B: PPCR actual disbursements	9
Annex C: FIP actual disbursements	11
Annex D: SREP actual disbursements	13

1. Introduction

1. This semi-annual Disbursement Report was prepared by the CIF Administrative Unit in collaboration with the Multilateral Development Banks (MDBs) and the CIF Trustee, and covers cumulative disbursements as of December 31, 2017. The main report focuses on the disbursements for the overall CIF portfolio, while Annexes A-D show the disbursement figures per CIF program¹ (CTF, PPCR, FIP, and SREP) at country-level and project-level². Further analysis on disbursements as well as project pipeline tracking per program is presented in the Semi-Annual Operational Report (SAR) for each program.
2. For the purpose of this report, “disbursement” means “funds transferred from MDBs to project recipients.” The actual disbursement data reflects the disbursement status³ of project preparation grants (PPG) and project funding. Funding for MDB Project Implementation and Supervision (MPIS) costs are not included as part of the disbursement data. For guarantee projects, they are considered “100% disbursed” once the guarantee product becomes effective and can be withdrawn by its recipients, regardless of actual fund transfer. Details of guarantee projects are shown in the Annexes for CTF and SREP.
3. Disbursements for both the Clean Technology Fund (CTF) and the Strategic Climate Fund (SCF) programs⁴ kept increasing during the last semester (July-December 2017), especially from PPCR and FIP of the SCF. The CIF Administrative Unit closely monitors and reports disbursement progress every six months in various reports, such as the Semi-Annual Operational Report and Risk Report (the section for implementation risk).

2. Overview of disbursement progress (CIF overall)

4. As of December 31 2017, the CIF cumulative disbursements amounted to USD 2.71 billion (Table 1). Disbursement trends have been steady over the last three years as noted in Figure 1. Disbursed amounts increased by USD 500 million per year (the increase for the 1st semester of fiscal year 2018⁵ was USD 243 million) while the disbursement ratio (percentage disbursed from MDB approved amount) reached 46 percent at the end of the 1st semester of FY18. In the last semester, the cumulative disbursement in the CTF grew by USD 127 million with a 2-percentage-point increase in disbursement ratio⁶ and in the SCF by USD 116 million with a 5-percentage-point increase in disbursement ratio (Figure 2 and Figure 3).

¹ Clean Technology Fund (CTF); Pilot Program for Climate Resilience (PPCR); Forest Investment Program (FIP); and Scaling-up Renewable Energy Program in low income countries (SREP)

² Public sector projects only (for confidentiality requirement, project-level disbursements for private sector are not disclosed)

³ For SREP, the disbursement figures also include Investment Plan Preparation Grant (IPPG) as IPPG is part of the country's funding envelope

⁴ SCF = Strategic Climate Fund, composed of PPCR, FIP, and SREP

⁵ Fiscal Year (FY) follows the World Bank fiscal year (July 1 – June 30). The 1st semester of FY18 ended on December 31, 2017

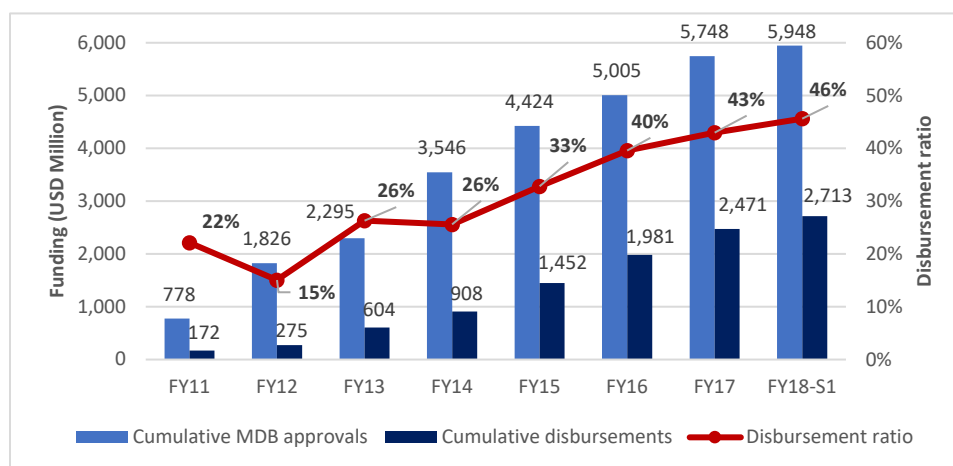
⁶ Disbursement ratio is % disbursed out of the MDB approvals

5. Among the SCF programs, PPCR and FIP's disbursement ratio increased by 7 percentage points and 6 percentage points respectively. SREP's disbursement ratio stayed the same (17%), while the disbursement amount grew by USD 16 million (its MDB approvals increased in the same proportion).

Table 1: Disbursement Summary⁷ (as of December 31, 2017)

	MDB approvals		Cumulative Disbursement		Disbursement ratio	
	as of Dec '17	as of Jun '17	as of Dec '17	as of Jun '17	as of Dec '17	as of Jun '17
CIF overall	5,948	5,748	2,713	2,471	46%	43%
CTF	4,189	4,090	2,130	2,003	51%	49%
SCF	1,759	1,659	584	468	33%	28%
PPCR	962	966	369	296	38%	31%
FIP	415	404	149	121	36%	30%
SREP	382	289	66	50	17%	17%

Figure 1: Trends in CIF disbursement ratio



⁷ CTF's MDB approvals do not include MPIS. For PPCR and FIP, Investment Plan Preparation Grant (IPPG) is not included in the table (USD 15.2 million for PPCR and USD 3.8 million for FIP as of December 2017)

Figure 2: Trends in CTF disbursement ratio

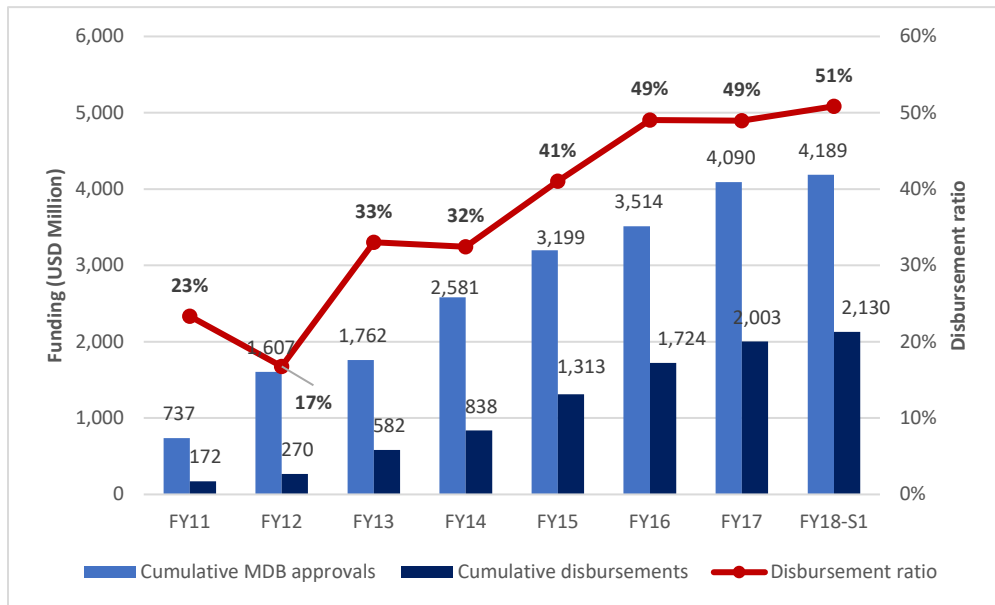
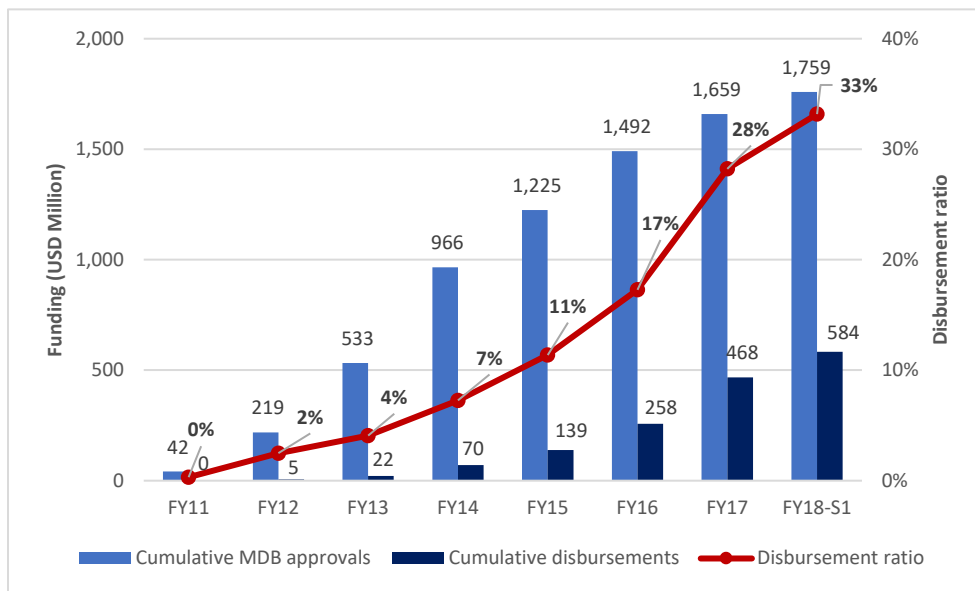


Figure 3: Trends in SCF disbursement ratio



6. Out of 218 MDB approved projects, 175 are either disbursing or have fully disbursed its project funding. This does not include projects only with PPG disbursement. Disbursing projects account for 80 percent of MDB approved projects. The difference between the approved and disbursing projects can be explained by the newly approved projects (especially, for SREP, the percentage share dropped 61% from 72% as six projects were newly approved by the MDB boards during the last semester).

Table 2: Number of MDB approved projects and disbursing projects (as of December 31st, 2017)

	Number of MDB approved projects		Number of Disbursing projects		% share of disbursing projects	
	<i>as of Dec '17</i>	<i>as of Jun '17</i>	<i>as of Dec '17</i>	<i>as of Jun '17</i>	<i>as of Dec '17</i>	<i>as of Jun '17</i>
CIF overall	218	207	175	164	80%	79%
CTF	95	93	75	71	79%	76%
SCF	123	114	100	93	81%	82%
<i>PPCR</i>	<i>60</i>	<i>60</i>	<i>54</i>	<i>53</i>	<i>90%</i>	<i>88%</i>
<i>FIP</i>	<i>32</i>	<i>29</i>	<i>27</i>	<i>22</i>	<i>84%</i>	<i>76%</i>
<i>SREP</i>	<i>31</i>	<i>25</i>	<i>19</i>	<i>18</i>	<i>61%</i>	<i>72%</i>

Annex A: CTF actual disbursements

Table A.1: Disbursements by country (IP⁸ and DPSP⁹)

IP (USD million)					
Country	Funding Approved by TFC	Funding Approved by MDBs	Cumulative Disbursement (as of Dec 31, 2017)	Change in Disbursement (July 1 to Dec 31, 2017)	Disbursement ratio (as of Dec 31, 2017)
Chile	163.5	57.9	52.6	0.3	91%
Colombia	148.6	98.0	64.3	2.8	66%
Egypt	150.0	150.0	57.5	0.3	38%
India	774.5	724.7	264.6	45.7	37%
Indonesia	397.0	323.6	272.8	30.0	84%
Kazakhstan	125.2	91.3	35.0	4.3	38%
Mexico	495.7	495.7	301.6	0.6	61%
Morocco	149.7	149.7	21.1	-	14%
Nigeria	30.6	2.2	1.4	0.2	65%
Philippines	136.5	136.5	5.8	-	4%
South Africa	482.6	476.1	156.4	0.1	33%
Thailand	90.4	90.4	90.4	(0.0)	100%
Turkey	338.2	308.7	253.2	24.6	82%
Ukraine	300.0	241.7	55.8	7.8	23%
Vietnam	183.8	183.8	25.7	7.8	14%
MENA-CSP	494.9	469.9	438.0	1.1	93%
Total	4,461.1	4,000.2	2,096.0	125.6	52%

DPSP (USD million)					
Country	Funding Approved by TFC	Funding Approved by MDB	Cumulative Disbursement (as of Dec 31, 2017)	Change in Disbursement (July 1 to Dec 31, 2017)	Disbursement ratio (as of Dec 31, 2017)
Chile	20.0	-	-	-	0%
Colombia	20.0	20.0	0.3	0.1	2%
Dominica	10.0	-	-	-	0%
Haiti	15.9	15.9	-	-	0%
Honduras	19.5	19.5	19.5	-	100%
Kenya	29.7	-	-	-	0%
Mexico	20.0	20.0	-	-	0%
Nicaragua	9.5	9.5	-	-	0%
St. Lucia	9.5	-	-	-	0%
Turkey	63.9	49.9	0.0	0.0	0%
DPSP-Regional	203.0	53.6	12.8	1.3	24%
Total	420.9	188.4	32.7	1.5	17%

Notes:

- The TFC approvals and MDB approvals above do not include MPIS (fee) amount
- On top of the figures in the table above, there is USD 0.99 million of disbursements for regional projects implemented by EBRD
- Guarantee projects are regarded as “100% disbursed” once the financial products become effective
 - Mexico’s “Energy Efficiency Program, Part 1” project implemented by IDB (USD 19.0 million)
 - DPSP-Regional’s “Energy Efficiency and Self-Supply Renewable Energy Program” project implemented by IDB (USD 2.32 million)
 - Chile’s “Energy Efficiency and Self-Supply Renewable Energy Program” project implemented by IDB (USD 2.5 million)
 - India’s “Partial Risk Sharing Facility for Energy Efficiency” project implemented by IBRD (USD 25.0 million)
 - Colombia’s “Sustainable Energy Finance Program” implemented by IFC (USD 5.4 million)
 - Philippines’s “Sustainable Energy Finance Program” implemented by IFC (USD 2.65 million)
 - Thailand’s “Sustainable Energy Finance Program” implemented by IFC (USD 4.75 million)

⁸ IP=Investment Plan

⁹ DPSP=Dedicated Private Sector Programs

Table A.2: Disbursements by project (Public Sector)

CIF Project ID	Country	MDBs	Project Title	Committee Approval Date	MDB Board Approval Date	Funding Approved by MDBs	Cumulative Disbursement (Dec 31, 2017)	Change in Disbursement (July 1 to Dec 31, 2017)	Disbursement ratio (as of Dec 31, 2017)
Project Fund component (not including PPG)									
XCTFCL224A	Chile	IBRD	Technical Assistance for Sustainable Geothermal Development Project	Jun-15	Oct-16	2.9	0.3	0.3	12%
XCTFCO002A	Colombia	IDB	Technological Transformation Program for Bogota's Integrated Public Transport System	Jul-13	Oct-13	40.0	40.0	-	100%
XCTFCO003A	Colombia	IDB	Strategic Public Transportation Systems (SETP) Program	Aug-11	Sep-11	20.0	5.8	2.6	29%
XCTFCO005A	Colombia	IDB	Energy Efficiency Program in the San Andrés, Providencia and Santa Catalina Archipelago	Dec-15	Sep-16	10.0	-	-	0%
XCTFCO006A	Colombia	IDB	Energy Efficiency Financing Program for the Services Sector	Jun-13	Sep-13	10.8	10.4	0.1	97%
XCTFCO506A	Colombia	IDB	Utility Scale RE-geothermal	Nov-15	Jul-16	9.5	-	-	0%
XCTFCO615A	Colombia	IDB	Renewable Energy Financing for Non-Interconnected Zones(NIZs)	Nov-15	Feb-16	10.2	0.2	0.1	2%
XCTFEG010A	Egypt	IBRD	Wind Power Development Project	May-10	Jun-10	150.0	55.9	0.3	37%
XCTFHT611A	Haiti	IBRD	Modern Energy Services for All	Oct-15	Oct-17	15.9	-	-	0%
XCTFIN209A	India	ADB	Rajasthan Renewable Energy Transmission Investment Program (Multi-tranche Financing Facility / MFF)	Jul-13	Sep-13	199.9	66.2	7.3	33%
XCTFIN227A	India	ADB	Solar Rooftop PV	May-16	Sep-16	174.8	25.0	25.0	14%
XCTFIN228A	India	ADB	Solar Park Transmission	Apr-16	Mar-17	50.0	13.4	13.4	27%
XCTFIN206A	India	IBRD	Development Policy Loan to Promote Inclusive Green Growth and Sustainable Development in Himachal Pradesh	Nov-13	May-14	100.0	100.0	-	100%
XCTFIN208A	India	IBRD	Partial Risk Sharing Facility for Energy Efficiency	Jul-14	Feb-15	25.0	25.0	-	100%
XCTFIN210A	India	IBRD	Solar Parks Infrastructure	Jan-16	Mar-17	50.0	-	-	0%
XCTFIN211A	India	IBRD	Solar Rooftop PV	Dec-15	May-16	125.0	35.0	-	28%
XCTFID017A	Indonesia	IBRD	Geothermal Clean Energy Investment Project	Dec-10	Jul-11	125.0	123.1	30.0	98%
XCTFID112A	Indonesia	IBRD	Geothermal Energy Upstream Development Project	Mar-16	Feb-17	49.0	-	-	0%
XCTFMX048A	Mexico	IBRD	Urban Transport Transformation Project	Oct-09	Mar-10	200.0	62.0	0.3	31%
XCTFMX049A	Mexico	IBRD	Efficient Lighting and Appliances Project	Sep-10	Nov-10	50.0	50.0	-	100%
XCTFMX051A	Mexico	IDB	Renewable Energy Program, Proposal III	Nov-11	Nov-11	70.5	70.5	-	100%
XCTFMX053A	Mexico	IDB	"Ecocasa" Program (Mexico Energy Efficiency Program Part II)	Aug-12	Dec-12	51.5	50.8	0.2	99%
XCTFMX055A	Mexico	IDB	Geothermal Financing and Risk Transfer Facility	Apr-14	May-14	34.3	0.7	0.0	2%
XCTFMX100A	Mexico	IDB	Support to FIRA for the Implementation of an Energy Efficiency Financing Strategy for the Food Processing Industry	Aug-14	Dec-14	1.6	0.0	0.0	2%
XCTFMX504A	Mexico	IDB	Geothermal Financing and Risk Transfer Facility	Apr-14	May-14	20.0	-	-	0%
XCTFMA057A	Morocco	AfDB	One Wind Energy Plan	Oct-11	Jun-12	125.0	20.3	-	16%
XCTFMB027A	Morocco	AfDB	Ouarzazate I Concentrated Solar Power Project	Jun-11	May-12	100.0	100.0	-	100%
XCTFMB030A	Morocco	AfDB	Noor II and III Concentrated Solar Power Project	Jun-14	Dec-14	119.0	119.0	-	100%
XCTFMB106A	Morocco	AfDB	Noor-Midelt Phase 1 Concentrated Solar Power Project	Jun-17	Dec-17	25.0	-	-	0%
XCTFMA058A	Morocco	IBRD	Clean and Efficient Energy Project	Jun-14	Apr-15	24.0	-	-	0%
XCTFMB026A	Morocco	IBRD	Ouarzazate I Concentrated Solar Power Project	Jun-11	Nov-11	97.0	97.0	-	100%
XCTFMB035A	Morocco	IBRD	Noor II and III Concentrated Solar Power Project	Jun-14	Sep-14	119.0	119.0	-	100%
XCTFNI618A	Nicaragua	IDB	Geothermal Exploration and Transmission Improvement Program under the PINIC	Aug-16	Sep-16	9.5	-	-	0%
XCTFPH059A	Philippines	ADB	Market Transformation through Introduction of Energy Efficient Electric Vehicles Project	Oct-12	Dec-12	13.1	0.2	-	2%
XCTFPH061A	Philippines	IBRD	Renewable Energy Development (PHRED)	Aug-13	May-16	44.0	-	-	0%
XCTFPH062A	Philippines	IBRD	Cebu Bus Rapid Transit Project	Nov-12	Sep-14	25.0	-	-	0%
XCTFPH063A	Philippines	IBRD	Philippines Manila BRT	Jan-16	Mar-17	23.9	-	-	0%
XCTFZA069A	South Africa	AfDB	Eskom Renewable Support Project - Wind	Nov-10	May-11	50.0	42.3	-	85%
XCTFZA069B	South Africa	AfDB	Eskom Renewable Support Project - CSP	Nov-10	May-11	50.0	-	-	0%
XCTFZA070A	South Africa	IBRD	Eskom Renewable Support Project - Wind	Nov-10	Oct-11	50.0	34.9	-	70%
XCTFZA070B	South Africa	IBRD	Eskom Renewable Support Project - CSP	Nov-10	Oct-11	200.0	-	-	0%
XCTFTR077A	Turkey	IBRD	Private Sector Renewable Energy and Energy Efficiency Project	Mar-09	May-09	100.0	100.0	-	100%
XCTFTR078A	Turkey	IBRD	Renewable Energy Integration Project	Jan-14	May-14	50.0	12.9	3.3	26%
XCTFTR097A	Turkey	IBRD	Impact Assessment of Clean Technology Fund in Renewable Energy and Energy Efficiency Market in Turkey	Aug-12	Aug-12	0.1	0.1	-	100%
XCTFTR219A	Turkey	IBRD	SME Energy Efficiency Project / Renewable Energy Integration-TA	Nov-15	Dec-15	1.0	0.5	0.4	49%
XCTFTR509A	Turkey	IBRD	Geothermal Development Project	Sep-15	Nov-16	39.8	0.0	0.0	0%
XCTFUA056A	Ukraine	IBRD	District Heating Energy Efficiency Project	Jan-14	May-14	50.0	2.7	1.6	5%
XCTFUA087A	Ukraine	IBRD	Second Urban Infrastructure Project (UIP-2)	Apr-14	May-14	50.0	3.0	1.7	6%
XCTFUA088A	Ukraine	IBRD	Second Power Transmission Project	Nov-14	Dec-14	48.4	0.2	-	0%
XCTFVN091A	Vietnam	ADB	Sustainable Urban Transport for Ho Chi Minh City Mass Rapid Transit Line 2 Project	Sep-13	Feb-14	49.0	0.2	0.0	1%
XCTFVN101A	Vietnam	ADB	Ha Noi Sustainable Urban Transport Program - Project 1: Ha Noi Metro System Line 3	Oct-14	Dec-15	50.0	0.1	0.0	0%
XCTFVN104A	Vietnam	ADB	M&E TA: Mainstreaming Climate Change Mitigation into National Infrastructure	Aug-15	Dec-15	1.0	0.0	0.0	3%
XCTFVN111A	Vietnam	ADB	Ha Noi Sustainable Urban Transport Program - Project 2: Strengthening Sustainable Urban Transport for Hanoi Metro Line 3	Oct-14	Dec-14	49.0	0.2	0.0	0%
XCTFVN094A	Vietnam	IBRD	Distribution Efficiency Project	Jun-12	Sep-12	30.0	20.1	7.6	67%
XCTFDP612A	DPSP-Regional	IDB	Utility Scale Renewable Energy: Geothermal - Sustainable Energy Facility for the Eastern Caribbean	Sep-15	Oct-15	19.1	-	-	0%
XCTFMB032A	MENA Region	IBRD	Technical Assistance Program	Oct-14	Oct-14	9.5	2.6	1.1	28%
TOTAL						3,217.1	1,410.1	95.5	44%

Annex B: PPCR actual disbursements

Table B.1: Disbursements by country (SPCR¹⁰ and PSSA¹¹)

SPCR (USD million)					
Country	Funding Approved by Sub-Committee	Funding Approved by MDBs	Cumulative Disbursement (as of Dec 31, 2017)	Change in Disbursement (July 1 to Dec 31, 2017)	Disbursement ratio (as of Dec 31, 2017)
Bangladesh	109.7	109.7	66.8	14.7	61%
Bolivia	90.5	90.5	5.9	1.2	7%
Cambodia	91.0	91.0	25.7	7.2	28%
Dominica	21.0	21.0	4.3	-	20%
Grenada	25.0	25.0	15.8	-	63%
Haiti	24.5	24.5	1.9	0.7	8%
Jamaica	30.0	25.2	5.5	0.4	22%
Mozambique	90.9	90.9	35.6	8.6	39%
Nepal	85.8	85.8	32.2	5.2	38%
Niger	100.4	100.4	61.1	6.1	61%
Papua New Guinea	29.7	24.9	1.6	0.5	7%
Samoa	29.9	29.9	7.0	1.1	23%
Saint Lucia	27.0	27.0	6.4	1.4	24%
St. Vincent & The Grenadines	15.0	15.0	8.1	2.4	54%
Tajikistan	57.7	57.7	35.8	7.6	62%
Tonga	19.9	19.9	11.5	3.2	58%
Yemen	1.6	1.6	1.6	-	100%
Zambia	76.4	76.4	32.0	9.8	42%
Caribbean Region	10.6	10.6	1.7	0.1	16%
South Pacific Region	9.5	9.5	3.9	0.7	41%
Total	946.0	936.4	364.4	71.0	39%

PSSA (USD million)					
Country	Funding Approved by Sub-Committee	Funding Approved by MDBs	Cumulative Disbursement (as of Dec 31, 2017)	Change in Disbursement (July 1 to Dec 31, 2017)	Disbursement ratio (as of Dec 31, 2017)
Bolivia	14.0	4.0	-	-	0%
Cambodia	-	-	-	-	0%
Jamaica	5.8	5.8	-	-	0%
Saint Lucia	0.8	0.8	-	-	0%
Tajikistan	15.0	15.0	4.5	1.5	30%
Total	35.6	25.6	4.5	1.5	18%

Notes:

1. SPCR preparation grant is not included in the figures for both commitment and disbursement

¹⁰ SPCR=Strategic Program for Climate Resilience (Investment Plan for PPCR)

¹¹ PSSA=Private Sector Set Aside

Table B.2: Disbursements by project (Public Sector)

CIF Project ID	Country	MDBs	Project Title	Committee Approval Date	MDB Board Approval Date	Funding Approved by MDBs	Cumulative Disbursement (Dec 31, 2017)	Change in Disbursement (July 1 to Dec 31, 2017)	Disbursement ratio (as of Dec 31, 2017)
Project Fund component (not including PPG)									
XPCRB0003A	Bangladesh	ADB	Coastal Towns Infrastructure Improvement Project	Dec-13	Jun-14	40.4	16.4	4.5	41%
XPCRB0004A	Bangladesh	ADB	Coastal Climate Resilient Infrastructure Project	Sep-12	Sep-12	30.0	21.7	2.5	72%
XPCRB0005A	Bangladesh	ADB	Climate Change Capacity Building and Knowledge Management	Jun-11	Aug-11	0.3	0.3	-	100%
XPCRB0002A	Bangladesh	IBRD	Coastal Embankment Improvement Project Phase I (CEIP-I)	Apr-13	Jun-13	25.0	20.0	3.0	80%
XPCRB0007A	Bolivia	IDB	Multipurpose Drinking water and irrigation program for the municipalities of Batallas, Pucarani and El Alto	Oct-15	Dec-15	42.5	0.1	0.1	0%
XPCRB0008A	Bolivia	IBRD	Climate Resilience - Integrated Basin Management Project	Oct-13	Jul-14	45.5	3.3	1.1	7%
XPCRH009A	Cambodia	ADB	Climate resilient Rural Infrastructure in Kampong Cham Province(as part of Rural Roads Improvement Project (RRIP-II))	Sep-15	Dec-15	16.0	4.7	1.9	29%
XPCRK010A	Cambodia	ADB	Enhancement of Flood and Drought Management in Pursat Province	Oct-12	Dec-12	9.8	3.2	1.5	33%
XPCRK011A	Cambodia	ADB	Promoting Climate-Resilient Agriculture in Koh Kong and Monduliri Provinces as part of the Greater Mekong Subregion Biodiversity Conservation Corridors Project	Sep-14	Mar-15	7.4	0.7	0.1	9%
XPCRK012A	Cambodia	ADB	Climate Proofing of Agricultural Infrastructure and Business-focused Adaptation	Mar-13	Jun-13	9.5	2.0	0.7	21%
XPCRK013A	Cambodia	ADB	Provincial Roads Improvement Project - Climate Proofing of Roads in Prey Veng, Svay Rieng, Kampong Chhnang and Kampong Speu Provinces	Nov-11	Dec-11	17.0	8.3	1.4	49%
XPCRK014A	Cambodia	ADB	GMS Southern Economic Corridor Towns Development Project	Oct-12	Dec-12	9.4	0.9	0.2	10%
XPCRK015A	Cambodia	ADB	Flood-resilient Infrastructure Development in Pursat and Kampong Chhnang Towns as part of the Integrated Urban Environmental Management in the Tonle Sap Basin Project	Oct-14	Nov-15	10.0	0.2	-	2%
XPCRK016A	Cambodia	ADB	Mainstreaming Climate Resilience into Development Planning / Technical Assistance: Mainstreaming Climate Resilience into Development Planning of Key Vulnerable Sectors	Aug-12	Oct-12	7.0	2.8	1.1	39%
XPCRK016B	Cambodia	ADB	Technical Assistance: Mainstreaming Climate Resilience into Development Planning of Key Vulnerable Sectors	Oct-15	Jan-16	3.0	1.2	0.5	39%
XPCRD0056A	Dominica	IBRD	Disaster Vulnerability Reduction Project (DVRP)	Mar-14	May-14	21.0	4.3	-	20%
XPCRG0045A	Grenada	IBRD	Disaster Vulnerability and Climate Risk Reduction Project / Additional Financing to the Regional Disaster Vulnerability Reduction Project (RDVRP)	May-11	Jun-11	25.0	10.8	-	43%
XPCRG0045B	Grenada	IBRD	Disaster Vulnerability and Climate Risk Reduction Project	Jan-15	Jun-15	-	5.0	-	0%
XPCRHT069A	Haiti	IDB	Climate Proofing of Agriculture in the Centre-Artibonite Loop	Oct-15	Dec-15	4.5	0.3	0.2	7%
XPCRHT068A	Haiti	IBRD	Centre Artibonite Regional Development Project	Jan-14	May-14	8.0	1.1	0.5	14%
XPCRHT070A	Haiti	IBRD	Municipal Development and Urban Resilience Project	May-17	Jun-17	7.0	-	-	0%
XPCRHT071A	Haiti	IBRD	Strengthening Hydro-Meteorological Services Project	Mar-15	Jun-15	5.0	0.5	-	10%
XPCRJM049A	Jamaica	IDB	Adaptation Program and Financing Mechanism for the Pilot Program For Climate Resilience Jamaica	Sep-14	Dec-14	17.9	4.0	0.3	23%
XPCRJM048A	Jamaica	IBRD	Improving Climate Data and Information Management Project	May-15	Jul-15	6.8	1.1	-	16%
XPCRM020A	Mozambique	AfDB	Sustainable Land & Water Resources Management Project (SLWRMP)	Aug-12	Oct-12	15.8	10.3	4.3	65%
XPCRM021A	Mozambique	AfDB	Baixo Limpopo Irrigation and Climate Resilience	May-12	Sep-12	15.8	7.9	3.8	50%
XPCRM0217A	Mozambique	IBRD	Roads & Bridges Management and Maintenance Project - APL2	Oct-13	Dec-13	15.8	9.3	-	59%
XPCRM0218A	Mozambique	IBRD	Cities and Climate Change	Dec-13	Oct-14	15.8	-	-	0%
XPCRM0219A	Mozambique	IBRD	Climate Resilience: Transforming Hydro-Meteorological Services	Jan-13	Apr-13	15.0	5.6	0.7	37%
XPCRM0204A	Mozambique	IBRD	Climate Change Technical Assistance	May-12	Jun-12	2.0	1.8	(0.2)	88%
XPCRN025A	Nepal	ADB	Building Climate Resilience of Watersheds in Mountain Eco-Regions	Aug-13	Sep-13	23.5	9.6	2.8	41%
XPCRN029A	Nepal	ADB	Mainstreaming Climate Change Risk Management in Development	Oct-11	Dec-11	7.2	5.1	-	72%
XPCRN026A	Nepal	IBRD	Building Resilience to Climate-Related Hazards / Building Resilience to Climate-Related Hazards-Additional Funding	Aug-12	Jan-13	31.0	13.4	1.7	43%
XPCRNE030A	Niger	AfDB	Climate Information Development and Forecasting Project (PDIPC)	May-12	Sep-12	13.0	2.0	0.2	15%
XPCRNE032A	Niger	AfDB	Water Resources Mobilization and Development Project (PROMOVARE)	Jul-12	Sep-12	22.0	6.2	1.8	28%
XPCRNE034A	Niger	IBRD	Community Action Project for Climate Resilience (CAPCR)	Nov-11	Jan-12	63.0	50.5	4.1	80%
XPCRP0067A	Papua New Guinea	ADB	Building Resilience to Climate Change in Papua New Guinea Project / Additional Financing to Building Resilience to Climate Change in Papua New Guinea	Jul-15	Oct-15	24.3	1.0	0.5	4%
XPCRWS052A	Samoa	IBRD	Enhancing Climate Resilience for West Coast Road Project	Oct-12	Dec-12	14.8	1.8	0.5	12%
XPCRWS053A	Samoa	IBRD	Enhancing the Climate Resilience of Coastal Resources and Communities	Oct-13	Dec-13	14.6	4.7	0.6	32%
XPCRLC044A	St. Lucia	IBRD	Disaster Vulnerability Reduction Project	Apr-14	Jun-14	27.0	6.4	1.4	24%
XPCRV0047A	St. Vincent and the Grenadines	IBRD	Disaster Vulnerability and Climate Risk Reduction	May-11	Jun-11	15.0	8.1	2.4	54%
XPCRV0047B	St. Vincent and the Grenadines	IBRD	Disaster Vulnerability and Climate Risk Reduction / Additional Financing to the Regional Disaster Vulnerability Reduction Project (RDVRP)	Feb-14	May-14	-	-	-	0%
XPCRTJ036A	Tajikistan	ADB	Building Capacity for Climate Resilience	Apr-12	Jun-12	6.0	2.8	0.3	46%
XPCRTJ040A	Tajikistan	ADB	Building Climate Resilience in the Pyanj River Basin Project	Jun-13	Jul-13	21.6	15.3	4.1	71%
XPCRTJ037A	Tajikistan	IBRD	Improvement of Weather, Climate, and Hydrological Delivery project	Mar-11	May-11	7.0	6.8	0.9	98%
XPCRTJ039A	Tajikistan	IBRD	Environmental Land Management and Rural Livelihoods Project / Environmental Land Management and Rural Livelihoods - AF	Feb-13	Mar-13	9.5	9.3	1.6	98%
XPCRTJ039B	Tajikistan	IBRD	Environmental Land Management and Rural Livelihoods - AF	May-15	Jun-15	2.0	0.8	0.6	40%
XPCRT0059A	Tonga	ADB	Climate Resilience Sector Project	Oct-13	Dec-13	19.3	10.8	3.2	56%
XPCRRY054A	Yemen	IBRD	Climate Information System and PPCR Program Coordination	Mar-13	Sep-13	1.6	1.6	-	100%
XPCRZM042A	Zambia	AfDB	Strengthening Climate Resilience in the Kafue Sub-Basin	Sep-13	Oct-13	38.0	10.4	7.0	27%
XPCRZM041A	Zambia	IBRD	Strengthening Climate Resilience (PPCR Phase II) Project	Feb-13	May-13	36.0	19.2	2.8	53%
XPCRCB062A	Caribbean Regional Track	IDB	Investment Plan for the Caribbean Regional Track	Mar-15	May-15	10.4	1.5	0.1	14%
XPCRPC063A	South Pacific Regional Track	ADB	Implementation of the Strategic Program for Climate Resilience (SPCR): Pacific Region	Feb-13	Apr-13	3.2	3.2	0.7	100%
XPCRPC064A	South Pacific Regional Track	IBRD	Pacific Resilience Program (PREP)	May-15	Jun-15	5.8	0.2	0.0	4%
TOTAL						863.6	338.3	65.5	39%

Annex C: FIP actual disbursements

Table C.1: Disbursements by country (IP, PSSA, and DGM¹²)

IP (USD million)					
Country	Funding Approved by Sub-Committee	Funding Approved by MDBs	Cumulative Disbursement (as of Dec 31, 2017)	Change in Disbursement (July 1 to Dec 31, 2017)	Disbursement ratio (as of Dec 31, 2017)
Brazil	70.1	70.1	10.7	3.2	15%
Burkina Faso	30.0	30.0	8.2	2.5	27%
Cote d'Ivoire	15.0	-	-	-	0%
DRC	60.0	60.0	26.4	5.7	44%
Ghana	40.3	40.3	18.5	1.0	46%
Indonesia	36.4	36.4	1.6	0.3	4%
Lao PDR	30.0	30.0	14.5	2.0	48%
Mexico	60.0	60.0	41.7	3.5	69%
Mozambique	24.0	24.0	5.0	3.1	21%
Nepal	0.5	0.5	-	-	0%
Peru	37.8	1.5	1.4	1.1	93%
Total	404.0	352.7	127.9	22.4	36%

PSSA (USD million)					
Country	Funding Approved by Sub-Committee	Funding Approved by MDBs	Cumulative Disbursement (as of Dec 31, 2017)	Change in Disbursement (July 1 to Dec 31, 2017)	Disbursement ratio (as of Dec 31, 2017)
Brazil	3.0	3.0	-	-	0%
Burkina Faso	4.0	4.0	-	-	0%
Ghana	10.3	10.3	9.2	-	90%
Total	17.3	17.3	9.2	-	53%

DGM (USD million)					
Country	Funding Approved by Sub-Committee	Funding Approved by MDBs	Cumulative Disbursement (as of Dec 31, 2017)	Change in Disbursement (July 1 to Dec 31, 2017)	Disbursement ratio (as of Dec 31, 2017)
Brazil	6.5	6.5	1.4	0.4	21%
Burkina Faso	4.5	4.5	1.5	-	33%
DRC	6.0	6.0	0.8	0.0	14%
Ghana	5.5	5.5	0.5	0.5	9%
Indonesia	6.5	6.5	2.4	2.3	37%
Mexico	6.0	6.0	-	-	0%
Mozambique	4.5	-	-	-	0%
Peru	5.5	5.5	2.2	1.7	40%
Global Component	5.0	5.0	2.8	0.3	57%
Total	50.0	45.5	11.7	5.2	26%

Notes:

1. IP preparation grant is not included in the figures for both commitment and disbursement

¹² DGM=Dedicated Grant Mechanism for Indigenous Peoples and Local Communities

Table C.3: Disbursements by project (Public Sector)

CIF Project ID	Country	MDBs	Project Title	Committee Approval Date	MDB Board Approval Date	Funding Approved by MDBs	Cumulative Disbursement (Dec 31, 2017)	Change in Disbursement (July 1 to Dec 31, 2017)	Disbursement ratio (as of Dec 31, 2017)
Project Fund component (not including PPG)									
XFIPBR012A	Brazil	IDB	Forest Information to Support Public and Private Sectors in Management Initiatives	Oct-13	Dec-13	16.5	1.8	-	11%
XFIPBR010A	Brazil	IBRD	Environmental Regularization of Rural Lands in the Cerrado of Brazil	Jun-14	Jul-15	32.5	0.8	0.8	2%
XFIPBR011A	Brazil	IBRD	Sustainable production in areas previously converted to agricultural use project (under the low carbon emission agriculture plan)	Apr-14	Jul-14	10.6	6.6	2.0	62%
XFIPBR013A	Brazil	IBRD	Development of systems to prevent forest fires and monitor vegetation cover in the Brazilian Cerrado	Jul-15	Mar-16	9.3	1.3	0.4	14%
XFIPBR026A	Brazil	IBRD	Investment Plan Coordination Project	Mar-15		1.0	-	-	0%
XFIPDG201A	Brazil	IBRD	Dedicated Grant Mechanism for Indigenous Peoples and Local Communities: Funding Proposal for the DGM Project for Brazil	Jun-14	Mar-15	6.5	1.4	0.4	21%
XFIPBF015A	Burkina Faso	AfDB	Gazetted Forests Participatory Management Project for REDD+ (PGFC/REDD+)	Oct-13	Nov-13	11.5	4.3	1.6	37%
XFIPBF030A	Burkina Faso	AfDB	Climate change mitigation and poverty reduction through the development of the cashew sector in Burkina Faso (Wouol project)	Dec-16	Feb-17	4.0	-	-	0%
XFIPBF014A	Burkina Faso	IBRD	Decentralized Forest and Woodland Management	Oct-13	Jan-14	16.5	2.0	0.7	12%
XFIPDG202A	Burkina Faso	IBRD	Dedicated Grant Mechanism for Indigenous Peoples and Local Communities in Burkina Faso	Jun-15	Sep-15	4.5	1.5	-	33%
XFIPZR002A	DRC	AfDB	Integrated REDD+ Project in the Mbuji-Mayi/Kananga and Kisangani Basins	Aug-13	Sep-13	21.5	3.4	0.5	16%
XFIPDG203A	DRC	IBRD	Forest-Dependent Community Support Project	Jun-15	Mar-16	6.0	0.8	0.0	14%
XFIPZR001A	DRC	IBRD	Improved Forested Landscape Management Project (IFLMP)	Mar-14	Jun-14	36.9	21.4	5.2	58%
XFIPCI029A	Cote d'Ivoire	IBRD	Forest Investment Project	Dec-17	Jan-18	15.0	-	-	0%
XFIPGH017A	Ghana	AfDB	Engaging Local Communities in REDD+/Enhancement of Carbon Stocks	Sep-13	Jan-14	9.8	4.7	1.0	48%
XFIPDG204A	Ghana	IBRD	DGM for Indigenous Peoples and Local Communities	Sep-16	Apr-17	5.5	0.5	0.5	9%
XFIPGH016A	Ghana	IBRD	Enhancing Natural Forest and Agroforest Landscapes Project	Dec-14	Feb-15	29.5	12.9	-	44%
XFIPDG209A	Global	IBRD	Dedicated Grant Mechanism for Indigenous Peoples and Local Communities: Program Framework and Funding Proposal for the DGM Project for the Global Component	Jun-14	Mar-15	4.7	2.6	0.3	54%
XFIPID019A	Indonesia	ADB	Community-Focused Investments to Address Deforestation and Forest Degradation(CFI-ADD+)	Jul-16	Sep-16	17.0	0.3	0.3	2%
XFIPDG205A	Indonesia	IBRD	Strengthening Rights and Economies of Adat and Local Communities Project	Dec-16	Mar-17	6.3	2.3	2.3	36%
XFIPID020A	Indonesia	IBRD	Promoting Sustainable Community-Based Natural Resource Management and Institutional Development	Oct-15	Apr-16	17.0	-	-	0%
XFIPID020B	Indonesia	IBRD	Promoting Sustainable Community-Based Natural Resource Management and Institutional Development	Feb-16	May-16	0.4	-	-	0%
XFIPLA004A	Lao PDR	ADB	Protecting Forests for Sustainable Ecosystem Services	May-16	Aug-16	12.8	1.7	0.7	14%
XFIPLA006A	Lao PDR	IBRD	Scaling-up Participatory Sustainable Forest Management	Apr-13	May-13	12.8	8.7	1.3	68%
XFIPMX008A	Mexico	IDB	Financing Low Carbon Strategies in Forest Landscapes	Sep-12	Nov-12	15.0	7.7	2.5	51%
XFIPDG207A	Mexico	IBRD	DGM for Indigenous Peoples and Local Communities	May-17	Sep-17	6.0	-	-	0%
XFIPMX007A	Mexico	IBRD	Forests and Climate Change Project	Nov-11	Jan-12	42.0	31.7	0.9	75%
XFIPMZ031A	Mozambique	IBRD	Mozambique Forest Investment Project (MozFIP)	Jan-17	Mar-17	22.0	3.1	3.1	14%
XFIPDG208A	Peru	IBRD	Dedicated Grant Mechanism in Peru	Jun-15	Sep-15	5.5	2.2	1.7	40%
TOTAL						398.5	123.7	26.3	31%

Annex D: SREP actual disbursements

Table D.1: Disbursements by country (IP and PSSA)

IP (USD million)					
Country	Funding Approved by Sub-Committee	Funding Approved by MDBs	Cumulative Disbursement (as of Dec 31, 2017)	Change in Disbursement (July 1 to Dec 31, 2017)	Disbursement ratio (as of Dec 31, 2017)
Armenia	13.4	10.4	8.7	0.5	84%
Bangladesh	52.2	0.7	0.1	0.0	16%
Cambodia	1.7	1.7	-	-	0%
Ethiopia	29.7	29.7	9.8	3.9	33%
Ghana	1.5	1.5	-	-	0%
Haiti	19.6	19.6	-	-	0%
Honduras	43.1	29.6	1.1	0.1	4%
Kenya	32.9	32.9	16.0	1.8	48%
Lesotho	1.5	1.5	-	-	0%
Liberia	50.0	26.5	3.7	0.2	14%
Maldives	25.5	25.5	6.4	1.1	25%
Mali	44.5	44.5	4.1	2.6	9%
Mongolia	14.9	14.9	1.2	0.9	8%
Nepal	46.9	39.3	2.3	0.2	6%
Nicaragua	7.5	7.5	-	-	0%
Rwanda	49.5	49.5	0.2	0.0	0%
Solomon Islands	6.4	6.4	0.4	-	7%
Tanzania	37.2	15.5	5.8	3.4	37%
Uganda	4.2	4.2	-	-	0%
Vanuatu	13.5	13.5	-	-	0%
Pacific Region	1.8	1.8	0.4	0.3	19%
Total	497.5	376.6	60.3	15.0	16%

PSSA (USD million)					
Country	Funding Approved by Sub-Committee	Funding Approved by MDBs	Cumulative Disbursement (as of Dec 31, 2017)	Change in Disbursement (July 1 to Dec 31, 2017)	Disbursement ratio (as of Dec 31, 2017)
Honduras	20.5	20.5	2.2	0.2	11%
Kenya	0.4	0.4	-	-	0%
Mali	25.0	25.0	-	-	0%
Nepal	7.6	-	-	-	0%
Total	53.6	45.9	2.2	0.2	5%

Notes:

1. IP preparation grant is not included in the figures for both commitment and disbursement (USD 3.4 million of IPPG disbursement as of December 31, 201)
2. Guarantee projects are regarded as “100% disbursed” once the financial products become effective
 - a. Honduras’s “Self Supply Renewable Energy Guarantee Program” project implemented by IDB (USD 0.38 million)

Table D.2: Disbursements by project (Public Sector)

CIF Project ID	Country	MDBs	Project Title	Committee Approval Date	MDB Board Approval Date	Funding Approved by MDBs	Cumulative Disbursement (Dec 31, 2017)	Change in Disbursement (July 1 to Dec 31, 2017)	Disbursement ratio (as of Dec 31, 2017)
Project Fund component (not including PPG)									
XSREAM034A	Armenia	IBRD	Geothermal Exploratory Drilling Project (GEDP)	Mar-15	Jun-15	8.6	6.9	0.2	80%
XSREET001A	Ethiopia	IBRD	Geothermal Sector Development Project (GSDP)	Apr-14	May-14	24.5	4.7	3.2	19%
XSREHT047A	Haiti	IBRD	Renewable Energy and Access for All	Jun-17	Oct-17	8.6	-	-	0%
XSREHT050A	Haiti	IBRD	Renewable Energy for the Metropolitan Area	Jun-17	Dec-17	11.0	-	-	0%
XSREHN006A	Honduras	IDB	Strengthening the Renewable Energy Policy and Regulatory Framework Program (FOMPIER), Part I	Oct-12	Dec-12	0.0	0.0	-	100%
XSREKE012A	Kenya	AfDB	Menengai Geothermal Development Project	Nov-11	Dec-11	25.0	16.0	1.8	64%
XSREKE014A	Kenya	IBRD	Electricity Modernization Project	Jan-15	Mar-15	7.5	-	-	0%
XSREL031A	Liberia	IBRD	Renewable Energy for Electrification in North and Center Liberia Project-Mini Grids	Dec-15	Jan-16	25.0	2.9	0.2	12%
XSREMV025A	Maldives	ADB	Preparing Outer Island Sustainable Electricity Development Project / Technical Assistance: Capacity Development of the Maldives Energy Authority	Jul-14	Sep-14	12.0	4.0	0.9	33%
XSREMV025B	Maldives	ADB	Technical Assistance: Republic of the Maldives Capacity Development of the Maldives Energy Authority	Jul-14	Mar-15	12.0	0.1	0.1	1%
XSREMV024A	Maldives	IBRD	Accelerating Sustainable Private Investments in Renewable Energy (ASPIRE) Program	Apr-14	Jun-14	11.7	0.7	0.1	6%
XSREML033A	Mali	AfDB	Project for Scaling Up Renewable Energy in Mali	Sep-14	Oct-14	1.5	0.2	0.0	13%
XSREML016A	Mali	IBRD	Rural Electrification Hybrid Systems	Oct-13	Dec-13	14.9	1.8	1.0	12%
XSREMN056A	Mongolia	IBRD	Upscaling Rural Renewable Energy - Solar PV	Feb-17	Jun-17	12.4	-	-	0%
XSREMN057A	Mongolia	IBRD	Capacity Building and Regulatory Support Technical Assistance	Aug-16	Aug-16	1.2	0.5	0.5	44%
XSREN022A	Nepal	ADB	South Asia Sub-regional Economic Cooperation Power System Expansion Project: Rural Electrification Through Renewable Energy	May-14	Nov-16	11.2	1.3	0.2	12%
XSREN022B	Nepal	ADB	South Asia Subregional Economic Cooperation Power System Expansion Project	Mar-16	Nov-16	20.0	-	-	0%
XSREN023A	Nepal	IBRD	Biogas Extended Program	Feb-14	Aug-14	7.9	0.6	0.0	7%
XSRENI054A	Nicaragua	IDB	Nicaragua Geothermal Exploration and Transmission Improvement Program under the PINIC	Aug-16	Sep-16	7.5	-	-	0%
XSRRW058A	Rwanda	IBRD	Renewable Energy Fund	Apr-17	Jun-17	48.9	-	-	0%
XSRESB038A	Solomon Islands	ADB	Solar Power Development Project	Jun-16	Nov-16	6.2	-	-	0%
XSRET2028A	Tanzania	IBRD	Renewable Energy for Rural Electrification	Apr-16	Jun-16	9.0	-	-	0%
XSREVU041A	Vanuatu	ADB	Energy Access Project (Small Hydropower Project)	Nov-15	Sep-17	7.0	-	-	0%
XSREVU040A	Vanuatu	IBRD	Rural Electrification Project	Feb-17	May-17	6.8	-	-	0%
XSREPC042A	Pacific Region	IBRD	Sustainable Energy Industry Development Project	May-15	Sep-15	1.9	0.4	0.3	18%
TOTAL						302.3	40.0	8.4	13%