

CLIMATE INVESTMENT FUNDS

FIP/SC.19/8
December 8, 2017

Meeting of the FIP Sub-Committee
Washington D.C.
Wednesday, December 13 – Thursday, December 14, 2017

Agenda Item 8

FIP INVESTMENT PLAN FOR CAMEROON

PROPOSED DECISION

The FIP Sub-Committee, having reviewed the Document FIP/SC.19/8, *FIP Investment Plan for Cameroon*, [endorses] the investment plan.

The Sub-Committee recognizes the extent to which the pledges by the contributing member countries to the FIP have been allocated, in line with its decision in May 2015. The Sub-Committee also notes that should resources become available following the implementation of the FIP pipeline management policy, these resources could be provided to the FIP new countries for implementation of their investment plans and the Sub-Committee will take a decision on allocation of these resources once they become available.

The Sub-Committee encourages the Government of Cameroon and the MDBs to actively seek resources from other bilateral or multilateral sources to fund further development and implementation of the projects foreseen in the investment plan.



Vendredi, 1^{er} Décembre 2017

A
**SON EXCELLENCE, MONSIEUR LE MINISTRE DE
L'ENVIRONNEMENT, DE LA NATURE ET DU
DEVELOPPEMENT DURABLE**

**Objet : LETTRE D'ENDOSSEMENT DU PLAN D'INVESTISSEMENT FORESTIER
(PIF) DU CAMEROUN PAR LES AUTORITES TRADITIONNELLES**

Excellence,

Nous, **Autorités Traditionnelles** membres du ReCTrad (*Réseau des Chefs Traditionnels pour la gestion durable de la biodiversité et des écosystèmes de forêts*), porte paroles des communautés locales, rassemblées à Sangmelima, à l'Hôtel Afamba, ce 1^{er} Décembre 2017, en marge des travaux de notre «Projet MoCheFP» entendez *Projet de Mobilisation des Chefferies Traditionnelles et des Femmes pour la Plantation d'arbres à usages multiples et des produits forestiers non ligneux (PFNL) à haute valeur dans le cadre des initiatives AFR100 et REDD+ au Cameroun,*

Endossons le Document du Plan d'Investissement Forestier (PIF) du Cameroun pour plusieurs raisons, et faisons quelques propositions pour la phase de mise en œuvre.

Les raisons de notre endossement sont les suivantes :

1. Le processus d'élaboration du PIF, sous la coordination du Ministère de l'Environnement, de la Protection de la Nature et du Développement Durable (MINEPDED) s'est fait avec l'implication de toutes les parties prenantes au niveau local, régional et national ;
2. Les populations locales et autochtones ont été préalablement informées et sensibilisées sur les objectifs du PIF à développer;
3. Les séances de consultations et de validation sur les moteurs de la déforestation et dégradation, les options stratégiques, les programmes du PIF, ainsi que les implications des différentes parties prenantes ont été conduites auprès des populations locales et autochtones ;
4. Les Programmes du PIF tels que présentés actuellement sont conformes aux résultats des consultations et prennent en compte les préoccupations des populations à la base ;
5. Les objectifs fixés dans les 03 programmes du PIF qui permettront de réduire les émissions de GES et d'améliorer les conditions de vie des communautés locales sont conformes aux orientations de développement définies dans les documents de développement stratégiques du gouvernement ;




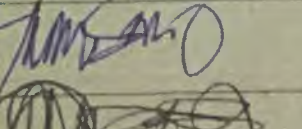


6. L'implication et la collaboration des différentes administrations sectorielles clés au développement du PIF rassurent les autorités traditionnelles quant à la mise en œuvre efficace des programmes ;
7. Les Chefs Traditionnels et les femmes leaders dans les communautés ont, entre autre initiatives en gestation, déjà engagé un vaste projet de plantation d'arbres à usages multiples et des produits forestiers non ligneux (PFNL) à haute valeur dans le cadre des initiatives AFR100 et REDD+ au Cameroun dénommé « **Projet MoCheFP** »

Dans une perspective de mise en œuvre des programmes, en guise de contribution au succès de cette noble entreprise, nous recommandons entre autres :

1. Aux partenaires techniques et financiers de poursuivre leurs appuis pour la recherche des financements et le développement des partenariats spécifiques ;
2. Au Gouvernement de maintenir et même de renforcer le rôle et la place des Chefs Traditionnels dans la gestion des programmes au niveau national et local pour une meilleure appropriation par les communautés à la base et participation effective dans les mécanismes de partage des bénéfices et gestion des plaintes et recours.

Considérant les atouts et les recommandations sus-évoqués, Nous, Gardiens de la Tradition et de nos us et coutumes, endossons ce document du PIF et nous engageons à appuyer notre Gouvernement pour un plein succès dans sa mise en œuvre.

Les responsables du ReCTrad :

Nom	Qualité	Signature
S.M. MVONDO Bruno	Coordonnateur	
S.M. TANYI Robinson	Régional Sud Ouest	
S.M. BALLA 1 ^{er}	Régional Est	
S.M. ASSOUM ENGO	Régional Sud	
S.M. NTEDE DJOMO	Régional Centre	
S.M. BOUKAR TIKIRE	Responsable Extrême Nord	
S.M. MOHAMADOU ABBO	Responsable Adamaoua	

LETTRE D'ENDOSSEMENT DU PLAN D'INVESTISSEMENT FORESTIER (PIF) DU CAMEROUN

PAR LES AUTORITES TRADITIONNELLES

Yaoundé le, 12 novembre 2017

Nous, les peuples autochtones regroupés au sein de African Indigenous Women Organisation - Central African Network (AIWO-CAN), endossons le document du Plan d'Investissement Forestier (PIF) du Cameroun pour un ensemble de raisons ci-dessous mentionnées et faisons également quelques recommandations pour la phase de mise en œuvre :

Raisons de l'endossement :

1. Le processus d'élaboration du PIF, sous la coordination du Ministère de l'Environnement, de la Protection de la Nature et du Développement Durable (MINEPDED) s'est fait avec l'implication de toutes les parties prenantes au niveau local, régional et national ;
2. Les populations locales et autochtones ont été préalablement informées et sensibilisées sur les objectifs du PIF à développer ;
3. Les séances de consultations et de validation sur les moteurs de la déforestation et dégradation, les options stratégiques, les programmes du PIF, ainsi que les implications des différentes parties prenantes ont été conduites auprès des populations locales et autochtones ;
4. Les Programmes du PIF tels que présentés actuellement sont conformes aux résultats des consultations et prennent en compte les préoccupations des populations à la base ;
5. Les objectifs fixés dans les 03 programmes du PIF qui permettront de réduire les émissions de GES et d'améliorer les conditions de vie des communautés locales et autochtones. Ils sont conformes aux orientations de développement définies dans les documents de développement stratégiques du gouvernement ;
6. L'implication et la collaboration des différentes administrations sectorielles clés au développement du PIF rassurent les autorités traditionnelles et les peuples autochtones quant à la mise en œuvre efficace ces programmes.

Dans une perspective de mise en œuvre des programmes, les peuples autochtones recommandent :

1. Aux partenaires techniques et financiers de poursuivre leurs appuis pour la recherche des financements et le développement des partenariats spécifiques afin d'améliorer leur condition de vie ;
2. Au Gouvernement de maintenir et même de renforcer le rôle et la place des peuples autochtones dans la gestion des programmes au niveau national et local pour une meilleure appropriation de celui-ci par les communautés à la base et leur participation effective dans les mécanismes de partage des bénéfices et la gestion des plaintes et recours.


Considérant les atouts et les recommandations sus-évoqués, les peuples autochtones du Cameroun endossent le document du PIF et s'engagent à appuyer le gouvernement dans sa mise en œuvre.

Les associations représentantes des peuples autochtones

Mrs Hawe BOUBA

President of the: on behalf of organizations members of the Network

African Indigenous Women Organization Central African Network (AIWO-CAN)




A handwritten signature in blue ink is written over a circular stamp. The stamp contains the text: "AFRICAN INDEPENDENT WOMEN ORGANIZATION", "CENTRAL AFRICAN NETWORK", "AIWO-CAN", "D.P. 1081 YDE", and "AMESOUN". The signature is a cursive, flowing line that starts from the left, loops around the stamp, and extends to the right.



**FOREST INVESTMENT PLAN
(CAMEROON)**



 <p>MINISTRY OF ENVIRONMENT, PROTECTION OF NATURE AND SUSTAINABLE DEVELOPMENT</p>	 <p>WORLD BANK GROUP</p> <p>Lead MDB</p>	 <p>AFRICAN DEVELOPMENT BANK GROUP</p> <p>Support MDB</p>
---	---	--

**FINAL REPORT
11 November 2017**

TABLE OF CONTENTS

LIST OF TABLES	4
LIST OF ABBREVIATIONS	5
1. NATIONAL CONTEXT AND THE FOREST SECTOR.....	20
1.1. Country Profile.....	20
1.1.1. Geography and Climate.....	20
1.1.2. Agro-Ecological zones.....	20
1.1.3. Population.....	23
1.1.4. National Economy.....	24
1.2. The forest Sector	25
1.2.1. The forest sector economic and political context	26
1.2.2. Key Drivers of Deforestation and Forest Degradation	27
1.2.3. Deforestation in the five AEZs and the 2035 vision	28
1.3. REDD+ Process in Cameroon.....	35
1.4. CAMEROON’S FOREST INVESTMENT PLAN	36
1.5 Stakeholder consultation and engagement for the elaboration of the IP	37
2. IDENTIFYING POSSIBILITIES OF REDUCING GREENHOUSE GASES (GHG) EMISSIONS	48
2.2. Cross-Sectorial Options.....	49
2.3. Sectorial Options.....	50
2.4. Specific interventions for main production sectors.....	51
2.5. Carbon Emission Mitigation Potential.....	52
3. POLICY AND REGULATORY FRAMEWORK ON CLIMATE CHANGE.....	53
3.1. International Framework.....	53
3.2. National Context: regulatory framework.....	54
3.2.1. Forest Policies and Laws	55
3.2.2. Environmental Policies and Laws	55
3.2.3. Policies and Laws on Agriculture	56
3.2.4. Policies and laws on energy	56
3.2.5. Policies and laws on mines.....	57
3.2.6. Land tenure	57
3.2.7. Regional development policies and laws	57
3.3. Orientations for improving governance framework conducive to the implementation of the investment plan	58
4. COLLABORATION BETWEEN MULTILATERAL DEVELOPMENT BANKS AND OTHER DEVELOPMENT PARTNERS	59

4.1.	Collaboration between banks and development partners.....	59
4.2.	Brief description of the involvement of multilateral banks and technical and financial partners in Cameroon.....	60
5.	IDENTIFICATION AND JUSTIFICATION OF CO-FINANCED PROGRAMMES.....	62
5.1.	Context.....	62
5.2.	Justification of the Investment Plan (IP) Interventions.....	63
5.2.1.	Programme N° 1 – Reducing emissions from deforestation and forest degradation in the Southern forested plateau of Cameroon.....	65
5.2.2.	Programme No. 2 – Resilience and adaptation to climate change in the Northern woodlands	67
5.2.3.	Programme No. 3 - Integrated management of water catchment areas in the Western highlands	70
6.	CO-BENEFITS EXPECTED FROM IP INVESTMENTS.....	76
6.1.	Alignment of Investment Programmes with the FIP Criteria	80
7.	IMPLEMENTATION POTENTIAL AND RISKS ASSESSMENT.....	85
7.1.	Ability to implement IP activities	85
7.2.	Risk Analysis	88
8.	FINANCING PLAN AND INSTRUMENTS.....	90
8.1.	Financing mechanism	91
9.	RESULTS FRAMEWORK FOR THE INVESTMENT PLAN	98
	ANNEXES	101

LIST OF FIGURES

Figure 1:	Actual and projected Greenhouse Gas (GHG) Emissions in Cameroon	16
Figure 2:	Agro-Ecological Zones of Cameroon.....	21
Figure 3:	Population density per division	24
Figure 4:	Forest cover types.....	25
Figure 5:	Cameroon forest zoning	26
Figure 6:	Periodic total deforestation in thousands of hectares	27
Figure 7:	Deforestation trend in Cameroon from 2000 to 2035.....	28
Figure 8:	Deforestation hot spots.....	28
Figure 9:	Identification of DD hotspot areas in IP 1.....	32
Figure 10:	Identification of DD hotspot areas in IP 2.....	33
Figure 11:	Identification of DD hotspot areas in IP3.....	34
Figure 12:	The participation of stakeholders during consultations.....	39
Figure 13:	Reducing Emissions from Deforestation and forest Degradation	48
Figure 14 :	Locating IP priority areas	64
Figure 15:	Programme N°1 components and transformational change	65
Figure 16 :	Locating Priority Intervention Area 2	68
Figure 17:	Location of Priority Intervention zone 3	71
Figure 18:	Projected impact of IP implementation	74

Cameroon's Forest Investment Plan

Figure 19: General framework for the Investment Plan (IP) impact analys	75
Figure 20 : Location of programme 1 area	102
Figure 21: ERPIN area landuse map.....	104
Figure 22: showing the location of investment programme 2.....	121
Figure 23: Location of programme 3	135

LIST OF TABLES

Table 1: Summary of the characteristics of Cameroon's AEZs.....	22
Table 2: Investment Programme 1 Area (ha) of DD statistics	31
Table 3: Investment Programme 2 Area (ha) of DD statistics	33
Table 4: Investment Programme 3 Area (ha) of DD statistics	34
Table 5 : Summary of the purpose and recommendations of stakeholder consultations workshops.....	40
Table 6 : Conventions and Government's year of adherence	54
Table 7 : Programme No.1: Reducing emissions in the Southern Forested Plateau	65
Table 8 : Programme No.2: Resilience and adaptation to climate change in the Northern woodlands area.....	68
Table 9 : Programme No.3: Integrated management of watersheds in highlands.....	71
Table 10: Programme No.1: Reducing Emissions in the Southern Forested Plateau	76
Table 11: Programme No.2: Resilience and adaptation to climate change in the Northern woodlands.....	77
Table 12: Investment Programme No.3: Integrated management of watersheds in western highlands	78
Table 13: Selection criteria for FIP programmes.....	81
Table 14: Description of risks at the national level and mitigation measures.....	88
Table 15 : Projects and investment plan financing mechanism (in million US dollars).....	92
Table 16: Overall cost of the investment plan in USD million.....	98
Table 17: Results based framework	98
Table 18: Results based framework	110
Table 19: Breakdown of programme cost.....	118
Table 20: Expected results	125
Table 21: Expected results	139
Table 22: Drivers of deforestation and forest degradation.....	147
Table 23: Summary of the analysis results of the drivers of deforestation and forest degradation (2000-2014).....	148
Table 24: Theory of change for the FIP in Cameroon	149

LIST OF ABBREVIATIONS

Abbreviations

AFD	French Development Agency
AFOLU	Agriculture, Forestry and Other Land Use
AGB	Above Ground Biomass
IGA	Income-Generating Activity
ANAFOR	National Forestry Development Agency
APV/ FLEGT	Voluntary Partnership Agreement / Forest Law Enforcement, Governance and Trade
AIWO-CAN	African Indigenous Women Organisation- Central African Network
ADB	African Development Bank
MDBs	Multilateral Development Banks
BUCREP	Central Bureau of Population Censuses and Surveys
CAFI	Central African Climate and Forest Initiative
CAPAM	Artisanal Mining Support Framework
CBF	Cameroon Business Forum
LCBC	Lake Chad Basin Commission
CC	Climate Change
CEDAW	Convention on the Elimination of all forms of Discrimination Against Women
CEFDHAC	Conférence sur les Écosystèmes forestiers d'Afrique Centrale
UNFCCC	United Nations Framework Convention on Climate Change
CCPM	Coordinating Circle of Partners of MINFOF and MINEPDED
CBD	Convention on Biological Diversity
CDC	Cameroon Development Corporation
NEDC	National Education Departmental Council
NDC	Nationally Determined Contributions
COP	Conference of Parties
CED	Centre for Environment and Development
SEMF	Social and Environmental Management Framework
CH ₄	Methane
NCCB	National Cocoa and Coffee Board
CIESP	Inter-Ministerial Expanded Committee on the Private Sector
CIFOR	Centre for International Forestry Research

Cameroon's Forest Investment Plan

FPIC	Free, Prior Informed Consent
CNSC	National Framework for Climate Services
CO ₂	Carbon dioxide
COMIFAC	Central African Forest Commission
COPIL	Steering Committee
INDC	Intended Nationally Determined Contributions
CRBE	Wood Energy Regional Unit
DD	Deforestation and Degradation
NPFE	Non-Permanent Forest Estate
PFE	Permanent Forest Estate
SPGE	Strategic Paper for Growth and Employment
SESA	Strategic Environmental and Social Assessment
EFI	Reduced Impact Logging
EFIR	Reduced Impact Logging
EIS	Environmental Impact Study
ENEF	National Forestry School
ERUDEF	Environment and Rural Development Foundation
FAO	Food and Agriculture Organization of the United Nations
FCPF	Forest Carbon Partnership Facility
FEICOM	Special Council Support Fund
SWOT	Strengths, Weaknesses, Opportunities and Threats
FODER	Forestry and Rural Development
FCPF	Forest Carbon Partner Facility
FSC	Forest Stewardship Council
RBM	Results-Based Management
GCF	Green Climate Fund
GHG	Greenhouse Gas
Gg	Giga
GIZ	Deutsche Gesellschaft für Internationale Zusammenarbeit
GLOBIOM	Global Biosphere Management Model

Cameroon's Forest Investment Plan

GOFC GOLD	Global Observations of Forest and Land Cover Dynamics
ICRAF	World Agroforestry Centre
IDA	International Development Association
IIASA	International Institute for Applied Systems Analysis
IITA	International Institute of Tropical Agriculture
NIC	National Institute of Cartography
NIS	National Institute of Statistics
IPCC	Intergovernmental Panel on Climate Change
IRAD	Agricultural Research and Development Institute
IRD	Institute of Research for Development
ITIE	Extractive Industries Transparency Initiative
JICA	Japan International Cooperation Agency
KFW	German Bank Group
LULUCF	Land Use, Land-Use Change, and Forestry
MBOSCUA	Mbororo Social and Cultural Development Association
CDM	Clean Development Mechanism
MIDENO	Development Mission of the North West Region
MINADER	Ministry of Agriculture and Rural Development
MINAS	Ministry of Social Affairs
MINATD	Ministry Territorial Administration and Decentralisation
MINDCAF	Ministry of State Properties, Surveys and Land Tenure
MINEE	Ministry of Energy and Water Resources
MINEPAT	Ministry of the Economy, Planning and Regional Development
MINEPDED	Ministry of Environment, Nature Protection and Sustainable Development
MINEPIA	Ministry of Livestock, Fisheries and Animal Husbandry
MINFI	Ministry of Finance
MINFOF	Ministry of Forestry and Wildlife
MINMIDT	Ministry of Industry, Mines and Technological Development
MINRESI	Ministry Scientific Research and Innovation
MINTOUL	Ministry of Tourism and Leisure
MRV	Monitoring, Reporting and Verification
BSM	Benefit-Sharing Mechanism

Cameroon's Forest Investment Plan

MRV	Monitoring, Reporting and Verification
N ₂ O	Nitrogen Dioxide
NAMAS	National Appropriate Mitigation Action
NBSAP	National Biodiversity Strategic Action Plan
NERF	Forest Reference Emission Levels
PIN	Project Idea Note
NRF	Forest Reference Level
SDGs	Sustainable Development Goals
OFAC	Observatory for Central African Forest
ITTO	International Tropical Timber Organization
OLB	Origin and Legality of Timber
MDGs	Millennium Development Goals
ONACC	National Observatory on Climate Change
NGO	Non-Governmental Organisation
UNO	United Nations Organisation
CSO	Civil Society Organisation
TFSBO	Tropical Forests Space-Based Observation
IPLC	Indigenous People and Local Communities
NAP	National Action Plan
PANERP	National Action Plan on Energy for Poverty Reduction
PAN-LCD	National Plan of Action for Desertification Control
PCFC	Economic Growth Sectors Competitiveness Project
PFN-REDD+&CC	Civil society Platform for REDD+ and Climate Change of Cameroon
NTFPs	Non-Timber Forest Products
PHRD	Policy and Human Resources Development
GDP	Gross Domestic Product
PIDMA	Agricultural Markets Investment and Development Project
IP	Investment Plan
FIP	Forest Investment Plan
PM	Prime Minister
PNACC	Climate Change Adaptation Plan
NAIP	National Agricultural Investment Plan for Cameroon

Cameroon's Forest Investment Plan

GNP	Gross National Product
NDDP	National Driving Development Programme
NGP	National Governance Programme
NEMP	National Environmental Management Plan
NAIP	National Agricultural Investment Plan
NRP	National Reforestation Programme
UNDP	United Nations Development Programme
PPMWR	Pilot Project for Management of woodfuel and Reforestation
PRODEBALT	Lake Chad Basin Sustainable Development Programme
EFSP	Environment and Forest Sectoral Programme
PRODEL	Livestock Development Project
PSMNR	Programme for Sustainable Management of Natural Resources
TFPs	Technical and Financial Partners
R- PIN	Readiness Project Idea Note
REDD	Reducing Emissions from Deforestation and forest Degradation
REDD+	Reducing Emissions from Deforestation and forest Degradation, and fostering conservation, sustainable management of forests and enhancement of forest carbon stocks
REDDAF	Framework Project REDD for Africa
REDD-PAC	REDD+ Policy Assessment Centre
REFACOF	African Women's Network for Community Management of Forest
RFA	Annual Forest Tax
CFN	Community Forestry Network
REJEFAC	Central African Forest Youth Network
REPALEAC	Réseau des Populations Autochtones et Locales pour la Gestion Durable des Ecosystèmes Forestiers d'Afrique Centrale
R-PP	Readiness Preparation Proposal
RSPO	Roundtable on Sustainable Palm Oil
RRI	Rights and Resources Initiatives
SDIAF	Sub-Division of Inventories and Forest Development
SEMRY	Company for Expanding and Modernising Rice-growing of Yagoua
SIS	Information Systems Safeguards
NSDRS	National Strategy for the Development of Rural Sector
SODECAO	Cocoa Development Corporation

Cameroon's Forest Investment Plan

SODECOTON	Cotton Development Corporation
SODEPA	Development and Exploitation of Animal Products Company
SOWEDA	South West Development Authority
REDDTS	REDD Technical Secretariat
TOR	Terms of Reference
ICT	Information and Communication Technologies
TNS	Sangha Tri-National
TRIDOM	Tri-National Dja-Odzala-Minkebe
SPU	Strategic Support Unit
FDU	Forest Development Unit
IUCN	International Union for Conservation of Nature
MIDENO	Development Mission of the North-West Region
UNEXPALM	Union of Palm Oil Operators
USFS	United States Forest Service
VLC	Verification of Legal Compliance
WCS	Wildlife Conservation Society
WRI	World Resource Institute
WWF	World Wildlife Fund
AEZ	Agro-Ecological Zone
OAZ	Optimal Action Zone
IZ	Implementation Zone

PREFACE

Cameroon is party to many International Conventions, has specifically ratified the three Rio Conventions and acts accordingly to foster their implementation. Being part of the Congo Basin rainforest, about 45% of its territory is covered by the dense equatorial forests constituting about 22 million hectares. Since the ratification of the UNFCCC, Cameroon became resolutely committed not only to combat Climate Change but also to restore degraded forest landscapes. In 2008, after the CoP13 that took place in Bali, Indonesia, Cameroon began to implement the REDD+ process in a participatory and inclusive manner. The REDD+ process in Cameroon takes into account development objectives and integrates the concerns of all the different stakeholders, including those emanating from vulnerable groups such as women and indigenous peoples.

Also, in response to the UNFCCC CoP20 Lima decision 1CP/20 requesting parties to communicate their Nationally Determined Contributions (NDC), Cameroon has positioned herself to reduce greenhouse gas emissions. She has set 32% emission reduction target by 2035 (11% unconditional and 21% conditioned to international support) considering the 2010 emission levels as the base line in the agriculture, forestry, livestock, industry, waste, energy and housing sectors.

This Forest Investment Plan is part of the initiatives that shall contribute in reducing emissions in the land use and forestry sector. The Investment Plan (IP) has been developed in a participatory and collaborative way, involving a multitude of actors from Government agencies, Civil society organizations, Technical and Financial Partners, Private sector, Women and Indigenous Peoples Organizations. The objectives of the IP is to: enhance carbon stocks by promoting sustainable forest management practices in wet and dry land forests; encourage low-carbon agriculture; restore degraded agro-sylvo-pastoral landscapes; enhance investments in wood energy; popularize green energies; promote sustainable mining, ameliorate land use planning and governance and promote eco-tourism.

The IP presents the forestry sector of Cameroon, various actors and management policies as well as projection of trends. The analysis of the drivers of deforestation and forest degradation, including strategic options by experts and stakeholder consultations brought us to the selection of 3 important investment programmes. These programmes include:

- IP 1: Reduction of emissions from deforestation and forest degradation in the Southern forested plateau;
- IP 2: Resilience and Adaptation to Climate Change in the Northern Woodlands;
- IP 3: Integrated Watershed Management in the Western Highlands.

The implementation of these programmes shall be coordinated by the REDD+ Steering Committee, while each sector Ministry shall implement the activities under its competence. The success of Cameroon IP would eventually require the total mobilization of all actors and coordination of efforts in resource mobilization.

The role of Sector ministries need not be overemphasized as they are responsible in the realization of the engagement that the President of the Republic of Cameroon took in the Ratification of the Paris Agreement. It remains for Cameroon to mobilize the necessary resources to achieve the commitments made by the Head of State at COP 21 which is to fight against climate change.

Cameroon therefore hopes that with the help of the international community, she shall succeed in achieving the implementation of the identified programmes, upscale the results of ongoing initiatives and eventually reduce emissions from deforestation and forest degradation.

The Minister of Environment, Protection of Nature and Sustainable Development



Hele Pierre

ACKNOWLEDGEMENTS

The finalization of Cameroon's Forest Investment Plan would not have been possible without the collaboration of all stakeholders. From the first joint missions of the Multilateral Development Banks (MDBs) in 2016 to the various consultations in the five agro-ecological zones, actors at the national and local level have constantly contributed to the improvement of the Investment Plan (IP). We would therefore like to thank all those who took part in the joint missions of the MDBs, the launching workshop and the regional and national consultation workshops. The various workshops constituted the brainchild for the production of the IP since the participants by their expertise, oriented the choice of the programmes.

Specifically, I would like to extend our gratitude to all the personnel of the REDD+ Technical Secretariat, the FIP focal point, the Director of ONACC, who provided direct and end-to-end guidance in the elaboration of the document. They have all participated and use their initiatives in the orientation of the proposed investment programmes.

Much thanks also go to the Sector Ministries such as MINEPAT, MINFOF, MINEPIA, MINADER, MINAS, MINIMIDT, MINDCAF, MINEE, the REDD+ Steering Committee and the Prime Minister's office, etc. for their valuable inputs.

Cameroon is also grateful for the bountiful efforts of the Multilateral Development Banks (MDBs), the Financial support of the Forest Investment Programme (FIP) and the Central Africa Forest Initiative (CAFI), the Technical and Financial Partners, the Civil society in general, not forgetting gender sensitive organizations and representatives of Indigenous Peoples as well as the private sector. We also welcome the efforts of the consultants who assisted Cameroon in the preparation of this valuable document.

Although it is really difficult to cite every structure and persons that have assisted in the elaboration of the IP, permit me to welcome you all to put hands on deck during the implementation phase of the programmes. Together, we can do great things for our country.

The REDD+ National Coordinator



Cameroon's Forest Investment Plan

1. Funding request	FIP: USD 24 million	
2. Other funding sources	GoC: USD 30 million Others - CAFI: USD 120 (via the WB, AFD) million GCF/ KFW/GEF/JICA/EU: USD 66 million AfDB : USD 25.177 million WB: USD 30 million AFD: USD 20 million	
3. Total Funding required for the implementation of Cameroon's Forest Investment Plan	USD 315.177 million	
4. 3 REDD+ National Coordinator	Dr WASSOUNI AMADOU <i>Tel: +237 699751484</i> <i>E-mail: wassouni.amadou@yahoo.fr</i>	
5. National Focal Point	Dr HAMAN UNUSA <i>Tel: +237699490110/+237679388747</i> <i>E-Mail: hamanunusa@yahoo.fr</i> <i>/unusahaman71@gmail.com</i>	
6. National Implementing Agency	Ministry of Environment, Protection of Nature and Sustainable Development (MINEPDED)	
7. Other Co-implementing Agencies	Ministry of Forestry and Wildlife (MINFOF), Ministry of the Economy, Planning and Regional Development (MINEPAT), Ministry of Agriculture and Rural Development (MINADER); Ministry of Livestock, Fisheries and Animal Industries (MINEPIA); Prime Minister's Office	
8. Involved MDBs	IBRD/World Bank African Development Bank	
9. MDB Focal Points	IBRD/World Bank <u>FIP Focal Point</u> <u>Task Team Leader</u>	African Development Bank <u>Focal Point</u> <u>Task Team Leader</u>

INTRODUCTION

DESCRIPTION OF THE INVESTMENT PLAN

NATIONAL CONTEXT

Cameroon's annual average economic growth rate stood at 5.7% for the period 2013-2015. The Growth and Employment Strategy Document (DSCE) indicates a projected growth objective of 6.1% by 2020. Regarding employment, 90.5% of the active population works in the informal sector. The formal agricultural sector covers 53% while the informal agricultural sector is 37.5%. This includes 5.8% of the public sector and 3.7% in the formal sector respectively. Government's objective as fixed in the DSCE is to reduce poverty to a socially acceptable level, become a middle-income and newly industrialised country, and strengthen the democratic process and national unity.

Forests in Cameroon are divided into Permanent Forest Estate (PFE) and Non-Permanent Forest Estate (NPFE). The forest sector provides a regular contribution of 4% to the GDP and accounts for about 22,000 direct employment in the formal wood sector of industrial forestry. With regards to the wood processing sector, it generates about 150,000 jobs, representing 14% in the formal sector and 86% in the informal sector.

Vulnerability to Climate Change

In Cameroon, the vulnerability of rural populations is heightened by climatic variability. Cameroonian farmers still depend on the seasonal rhythms for their agricultural activities. This vulnerability is exacerbated by the major disruptions that were noted during recent long dry seasons that reduced agricultural yields. This phenomenon is coupled with the dry climate of the northern parts of the country. The frequent occurrence of extreme climatic phenomena, false starts of the rainy seasons, recent floods, and recurrent droughts show that climate change has ceased to be an exclusively scientific concern but has become a real and serious threat to our society. The most vulnerable zones in Cameroon are: the Sudano-Sahelian Agro-Ecological Zone- (AEZ) and the coastal monomodal rainfall AEZ. The most vulnerable sectors according to the second national communication of climate change are (i) agriculture including livestock production, and (ii) water, sanitation and health.

The State's objective is to reduce vulnerability and reinforce resilience capabilities in the various sectors of the economy. Within each of these sectors men and women are affected differently by the impacts of climate due to their attachments to those sectors and their use of different resources to meet their families' livelihood needs. In particular, women suffer from limited access and control of productive resources, especially land; they are often restricted from full and effective participation in consultations or decision-making process related to the natural resources upon which they depend; women have limited access and/or control of information, technology and tools; lack access/or control of income-generating forest activities; and receive unequal benefits from natural resource-related activities due to gender blind benefit sharing schemes. Reducing vulnerability is dependent on overcoming these

gender related disparities. Additionally, women have vast knowledge and skills to contribute to sustainable resource management that, if harnessed, could contribute to addressing the countries vexing environmental challenges.

CAMEROON'S POLICY FRAMEWORK AND FOREST RESOURCES

Status of Forest in Cameroon

The Cameroon Permanent Forest Estate, which is dedicated to the conservation of biodiversity and sustainable forests management is meant to remain as conserved forests while the Non-permanent Estate may be assigned for other exploitation purposes. Cameroon has many forest types, namely: mangroves, forests mosaics, dense rainforests, degraded forests, woodlands and savannahs. The principal objective of the forestry policy is to maintain at least 30% of the national territory as Permanent Forest Estate, especially to protect the national biodiversity consisting of forests, whose purpose and management systems are defined by the development plans. Cameroon is also engaged in the Voluntary Partnership Agreement for the Enforcement of forestry laws, Governance and Trade (APV-FLEGT). The VPA-FLEGT was signed between the Cameroonian government and the European Union on the 06th of October 2010 and ratified on the 09th of August 2011.

GREEN HOUSE GAS EMISSION TRENDS

In recent years, GHG surveys were more directed towards absorption rather than emissions. Cameroon is a carbon sink and therefore classified among non-emitter countries. Absorptions stood at 76,582 Gg of CO₂ compared to emissions of 2,990 Gg of CO₂, including 473 Gg of CH₄ and 54 Gg of N₂O as direct emissions, and, 4824 Gg of CO₂, 192 Gg of COVNM, 109 Gg of NO_x and 8 Gg of SO_x indirect emissions. The inclusion of the LULUCF increased emissions to 29,599 GgCO₂Eq and absorptions to 76,582 Gg CO₂Eq¹ as indicated in figure 1. The sectors responsible for the highest emissions are: energy, industry, agriculture, LULUCF and waste. In addition, it will be essential to deal with the following sectors: agriculture, livestock, fishing and aquaculture, forestry, silviculture and wildlife, energy, mining, industry, public works, urban development and tourism in the development of mitigation measures.

¹ The Nationally Determined Contributions (NDC) of Cameroon, 2016.

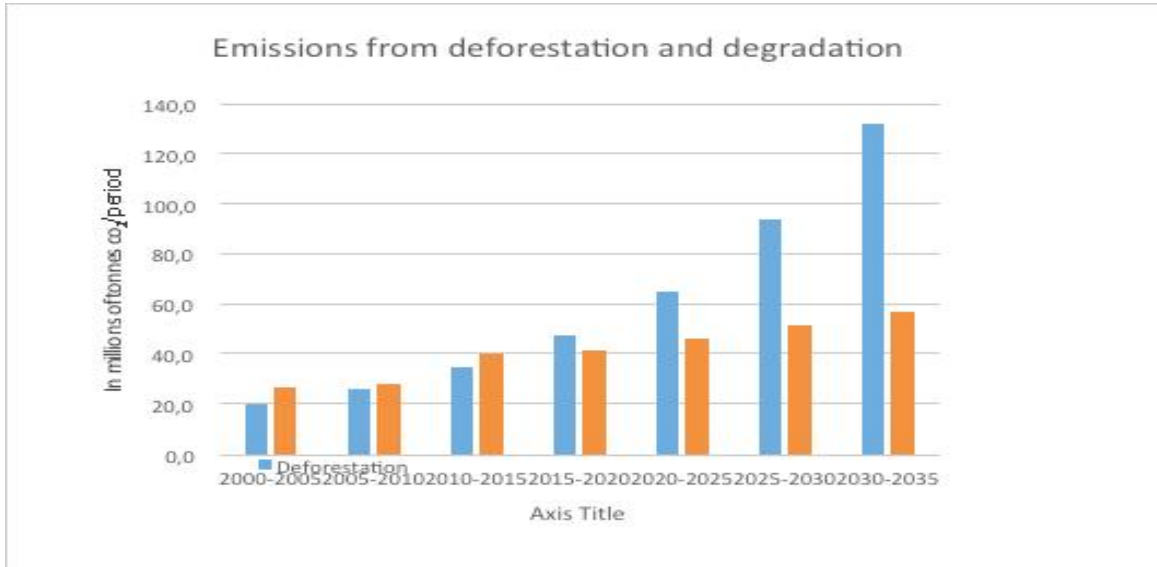


Figure 1: Actual and projected Greenhouse Gas (GHG) Emissions in Cameroon

Source: MINEPDED, 2017

DRIVERS OF DEFORESTATION AND DEGRADATION AND STRATEGIC OPTIONS

The deforestation rate in Cameroon is relatively low despite a strong growth in the agricultural and infrastructure sector. However, the annual rate of deforestation and forest degradation is gradually increasing, moving from 0.03% to 0.08 and 0.06 to 0.07% respectively between 2001 to 2015. Between 2001 and 2015, Cameroon experienced about 752,000 ha of forest loss. The average annual deforestation rate is 0.16% for every 15 years and has increased during the last five years. Deforestation is mainly due to conversion of forest land into agricultural land, exploitation of timber resources for the consumption of fuel wood, illegal logging and major infrastructure projects such as seaports, hydro-electric dams and roads. However, underlying drivers should also be included such as access to markets, mainly defined by the presence of roads and their maintenance conditions, inadequate awareness of the environmental effects of human activities, poor governance, lack of consideration of the different roles, needs and priorities of men and women regarding forest resources and management and inadequate public resources, legal instruments and their implementation on the field, poor and rapidly growing population, and a lack of coordinated land development and land security especially for rural women and Indigenous populations.

CHALLENGES AND INVESTMENT PROGRAMME INTERVENTION ZONES

The sectors of intervention for the Cameroon's Forest Investment Programme include forestry, agriculture, livestock and energy with the cross-cutting concern of gender and social equity. Investments in the wood energy sector entails projects on alternative energies, energy efficiency and promotion of wood energy plantations. Sustainable forest management in this case consist of reinforcing the implementation of development plans, transforming and further increasing the value of forests resources and community forestry. In the livestock sector, it is imperative to strengthen development and sustainable management of pastures

enriched with fodder plants and secure them in relation with the regional development framework that harbours migratory herders. In the agricultural sector, developing the production of low-carbon impact agriculture and agricultural intensification projects implemented within the framework of large cropping systems such as cocoa and palm oil plantations, as well as through value chains that take into consideration small-scale farmers.

The cross-cutting sector of gender and social equity will focus on ensuring that the different needs and priorities of men and women of different demographic groups are identified and addressed in all sectors of the FIP, i.e forestry, agriculture, livestock and energy. A capacity building programme to strengthen technical, institutional, organizational and operational capacities will be developed to ensure that women and men are included in all programs in ways that allow their full and effective participation, and also to develop monitoring and evaluation indicators to measure the achievement of targets. Programs selected will reflect the concrete implementation of the gender and social equity dimension, operationalized by programs and projects responsive to the unique needs of men and women of varying socio-economic groups, which will be developed in each sector; Similarly, each sector will have the human resources specializing in gender and social equity to ensure quality and proximity support.

Cameroon's Investment Plan (IP) shall be implemented in sites chosen among the five agro-ecological zones. This mostly concerns zones with high anthropogenic pressure on the forest and that were identified on the basis of historical analysis of deforestation and ongoing and planned sectorial projects and programmes. However, four main themes were identified: forests management, green agriculture, livestock and wood energy with Gender and Governance as cross-cutting themes.

Programme Intervention Zone 1 covers the bimodal and mono-modal agro-ecological zone. On the coastal area, it has a multitude of anthropogenic pressure and it is also a highly urbanized zone. The main components of this programme include: low-carbon impact agriculture and sustainable forest management.

Programme Intervention Zone 2 covers the Sudano-sahelian and Guinean savannah zones. These are dry zones that are mostly affected by pressures such as fuel wood harvesting, bush fires, extensive cattle rearing and farming. Key components in this programme comprise alternative sources of energy, sustainable mining, pasture improvement reforestation and landscape restoration.

Programme Intervention Zone 3 spans across the Western highlands. The main component of this programme includes landscape restoration, particularly within the major water catchment areas.

Co-benefits

The implementation of projects identified within the Investment Plan will help to improve the livelihood of local communities, indigenous peoples, women, young people and other vulnerable groups (people with disabilities, the elderly, etc.). It will also have considerable impact on other stakeholders such as the State, private sector, research institutions and civil

society organisations involved in the management of forests resources. The co-benefits will have a threefold dimension: environmental, economic and social. However, the co-benefits generated will help improve the living conditions of communities, local populations **including rural women** and indigenous peoples through income-generating activities **and strengthening of inclusive decision-making and leadership**. Environmental co-benefits arising from the implementation of planned activities will help improve the living environment of communities, local populations **including rural women** and indigenous peoples.

Expected results

The implementation of the programmes will reduce GHG emissions and improve the living conditions of populations through the promotion of synergies between adaptation and mitigation efforts, increase of carbon stocks and restoration of degraded landscapes. Moreover, a transformational effect and a change in the development paradigm is also expected. These programmes will result in global low-carbon impact agriculture, sustainable forests management, restoration of landscapes and promotion of sustainable forestry with little negative impact on the environment, efficient supply in wood energy in major cities, restoration of agro-silvo-pastoral landscapes and promotion of sustainable ecotourism. **These programs will be implemented through processes that identify and address factors of marginalization and vulnerability, strengthen inclusive leadership, decision-making and benefit distribution, while harnessing the strengths and contributions of all members of society to address critical forest conservation challenges.** These outcomes will be met through three programmes:

- **Investment Programme 1:** Reducing emissions from deforestation and forest degradation in the southern forested plateau of Cameroon
- **Investment Programme 2:** Resilience and adaptation to climate change in the Northern woodlands (high Savannahs) and Sudano-sahelian zone
- **Investment Programme 3:** Integrated management of catchment areas in the Western highlands.

Implementation of the Investment Plan (IP)

Though all stakeholders will be involved in the implementation of the IP activities, many State entities will play a role in the overall implementation and coordination. The REDD+ steering committee is in charge of the major orientations and decisions taken in the REDD+ process as well as the implementation of the IP. MINEPDED shall be the lead national implementing Agency of the IP. The IP's specific activities shall be implemented by various ministries in accordance with their respective mandates. For instance, MINFOF shall ensure the implementation of forest related activities, **MINPROFF for the coordination of gender related activities, MINAS for the protection of vulnerable groups, MINIMIDT for the mining sector, MINEPIA for pastoral landscapes restoration and MINADER will** be in charge of agricultural activities and rural development. A Multi-sectorial coordination team will be necessary to ensure good synergy. Programmes will be implemented by specialised government sectors concerned with collaboration from the private sector, **the civil society**

Platform for REDD+&CC and support by Technical and Financial Partners (TFPs). The successful implementation of the IP will depend on a real synergy between national entities and TFPs.

IP Development and Implementation Partners

Apart from MINEPDED, which ensures overall coordination and implementation of programmes, the REDD+ Steering Committee also has a diverse representation, involving many state institutions, the civil society and the private sector. Nationally, the REDD+ national coordination works through its Technical Secretariat (TS), with the help of specialised bodies such as the National Climate Change Observatory (ONACC), the National Meteorological Department (DMN), the Institute of Agronomic Research (IRAD) and others. The technical and financial assistance MDBs through projects on governance, livelihood support and infrastructure development have increased the technical and institutional level of various stakeholders. Several categories of stakeholders shall be involved in the implementation of the IP, including **REDD+&CC Platform and the Indigenous People Platform**, TFPs (WB, AfDB, AFD, JICA, CIFOR, KfW, Transparency International, WWF, IUCN, GIZ etc.), private sector, **and other** national entities.

1. NATIONAL CONTEXT AND THE FOREST SECTOR

1.1. Country Profile

1.1.1. Geography and Climate

Located on the Gulf of Guinea, Cameroon is the crossroad between Central Africa and West Africa. The geographical location of Cameroon accounts for its varied landscapes, climates and communities that has earned it the name “Africa in miniature”. Cameroon’s land area is 475,412 km²; it shares boundaries in the North-west with Nigeria (1,720 km), in the North-east with Chad (1,122 km), in the East with Central African Republic (822 km), and in the South with Congo (520 km), Gabon (298 km) and Equatorial Guinea (183 km). It has a 364 km of jagged coastline along the Atlantic Ocean.

Cameroon’s relief is sub-divided in various types: block mountains like the Fako and the Adamawa, mountainous plateaux in the west, and marginal swell bead of basement complex like the Mindif and Mandara. The latter are a characteristic and component of tropical basements.

In general, the relief of the country is very varied; it is made up of mountains, highlands and plains, divided into three major sets:

- Volcanic mountains located on the dorsal of the West Cameroon, stretching from South-West to the Adamawa.
- In the South-East of the mountainous diagonal, the vast highland overlooks the littoral plain.
- In the North of the Adamawa, the volcanic relief of the Mandara Mountains overlooks the Benoue Valley and Logone plains.

The climate is characterised by its diversity due to the influence of the sea, relief, and latitudinal extension of its territory. Thus, it can be divided into three major climatic zones, presented as follows:

- The humid equatorial zone: located between latitude 2° and 6° north. It has an annual average temperature of 25° C with an annual range fluctuating around 3° C. Rainfall varies between 1500 mm in Yaoundé and 3000 mm in Douala.
- The Sudanese zone is located between latitude 7° and 10° north. It is characterised by an annual average rainfall of 1000 mm distributed over two seasons. The dry season lasts about 5 to 6 months, and the average annual temperature is 27° C.
- The Sudano-sahelian zone is located between latitude 10° and 13° north. It is characterised by a relatively low rainfall with an annual average of 700mm, distributed over two seasons, with the dry season covering half of the year. The average annual temperature is 29° C.

1.1.2. Agro-Ecological zones

Cameroon has 5 major agro-ecological zones (Fig 2) that globally correspond to the 5 natural regions of the country. They include; the Sudano-Sahelian, the Guinea Savannahs, the Western Highlands, the Bimodal and the Mono-modal rainfall zones.

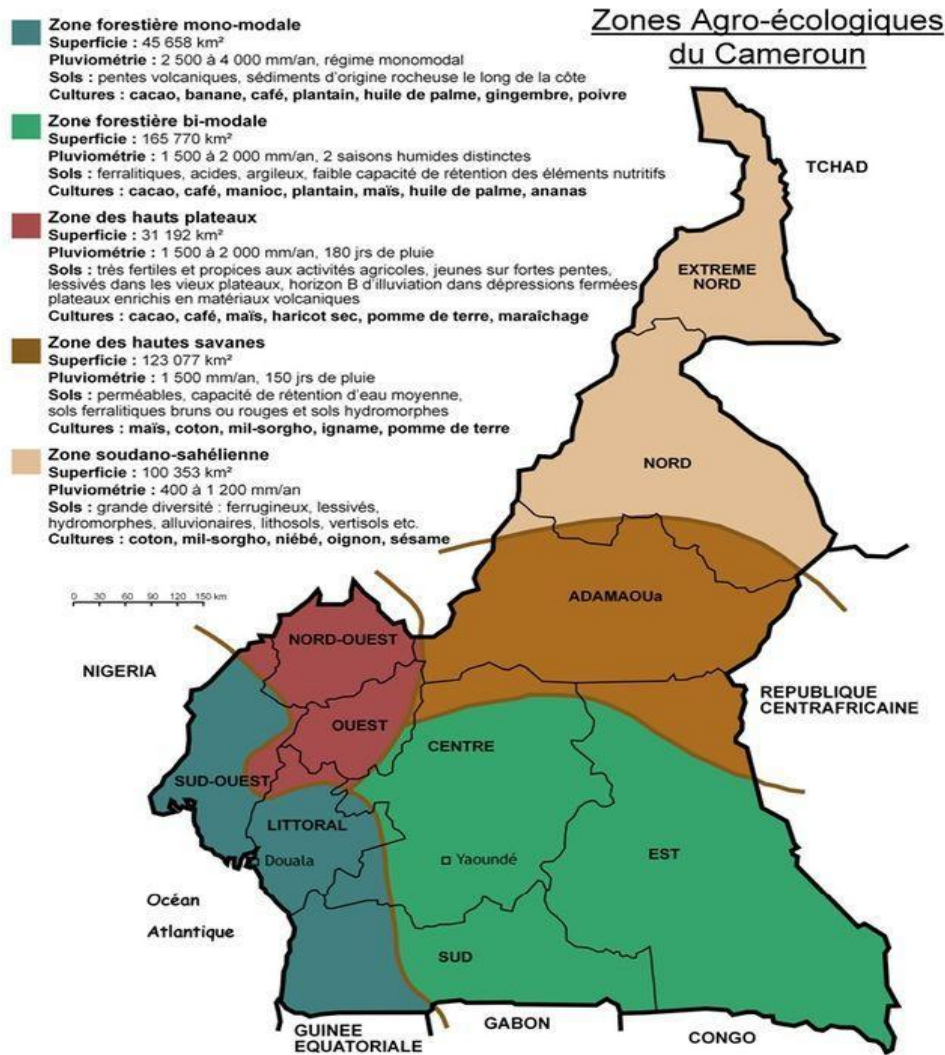


Figure 2: Agro-Ecological Zones of Cameroon

Each agro-ecological zone has specific bio-physical and climatic characteristics as described below.

- The **Sudano-Sahelian** agro-ecological zone, which is comprised of the northern lowlands units slanting towards the high landscape like the Benoue basin and Tinguelin massif, Diamare plain and Chad plain (Logone plain with its *yaérés*) that meet in the West with the Mandara mountains (the highest peak in the region - 1442m). The Sudano-sahelian zone covers the North and Far North administrative regions and is characterised by dry tropical climate with long dry season. The soil and plant types are very diverse; largely dominated by grassy and wooded savannahs. Agriculture, livestock and fishing (favoured by the creation of Maga dam) are the main activities of communities. Agriculture is mainly based on the practice of cash crops (cotton, rice) and food crops (cereals, beans, yam). It is ecologically the most fragile zone.
- **High Guinean savannahs** correspond to the Adamawa plateau, a peculiar intermediary unit and a unique natural barrier separating the country into two major blocks: a humid south and a dry north. The precipitation is relatively abundant

without being excessive and leads to the development of a savannah landscape with long grasses that are periodically burned for pastoralism.

- **Western Highlands** consist of Bamileke highlands and their massifs (Mount Bamboutos) and Grassfields highlands and their mountains (Mount Oku). These highlands are characterised by diverse microclimates as a result of the highly contrasting topography: moderate temperatures due to the high altitudes, presence of adjacent catchments creating tropical rainfall that is clearly characterised by changing humid conditions with increasing altitude.
- **The bimodal rainfall** agro-ecological zone, also known as Cameroon Southern Plateau or forest zone is a vast morphological unit stretching 700km, with the western (Mbam Minkom, 1295m) and northern (Yoko, Linté) borders apparently high. The entire zone is dominated by bimodal climate regime that maintains a dense humid forest, which has been fragmented by human activities (logging, mining etc.) The prevailing economic activity of this zone is agriculture. Crops are very diverse including food crops (banana, plantain, cassava, cocoyams, maize), as well as cash and industrial crops (cocoa, coffee, sugar cane, palm oil, rubber).
- The **monomodal rainfall** agro-ecological zone is the coastal plain or littoral lowlands that cannot be isolated from surrounding mountains, as they are located at less than 150km from the coast thus influencing both the relief and surrounding climate. Mount Cameroon is part of the coastal landscape. It is not the rainfall type or relief that constitutes the unity of this zone, but its predominant hyper-humid nature. This zone is close borders the Atlantic Ocean (400 Km of coastline) and records the highest precipitation in the entire country (11,000mm of rainfall in Debunsha, the world's 3rd rainiest station in tropical wetlands).

Table 1 below summarises the various characteristics of the Agro-Ecological Zones.

Table 1: Summary of the characteristics of Cameroon's AEZs

Agro-Ecological Zone and altitude	Rainfall and temperature	Type of vegetation	Characteristics of soils	Crops
Sudano-sahelian	400 to 1200 mm/per year. Average annual temperature: 28-35°C.	Spiny steppes, flooded marshy prairies (<i>yaérés</i>), shrubby, woody and grassy savannahs; wooded and shrubby savannahs; grassy savannahs	Leached ferruginous soils, hydromorphic soils, alluvial soils, lithosols, vertisols, indurated soils	Sorghum, cowpea, millet, maize, rice, market gardening, water melon, vegetables, cotton.
High Guinean Savannahs	1500 mm/per year with 150 days of rain and 5 months of dry season /per year. Average annual	Mountain forest, formations of high Sudanian savannahs, open forests	Rough mineral soils on slopes and volcanic rocks, leached ferrallitic soils, andosols and hydromorphic soils, alluvial soils.	Peanut, rice, maize, cassava, sweet potato, yam, cocoyam

Cameroon's Forest Investment Plan

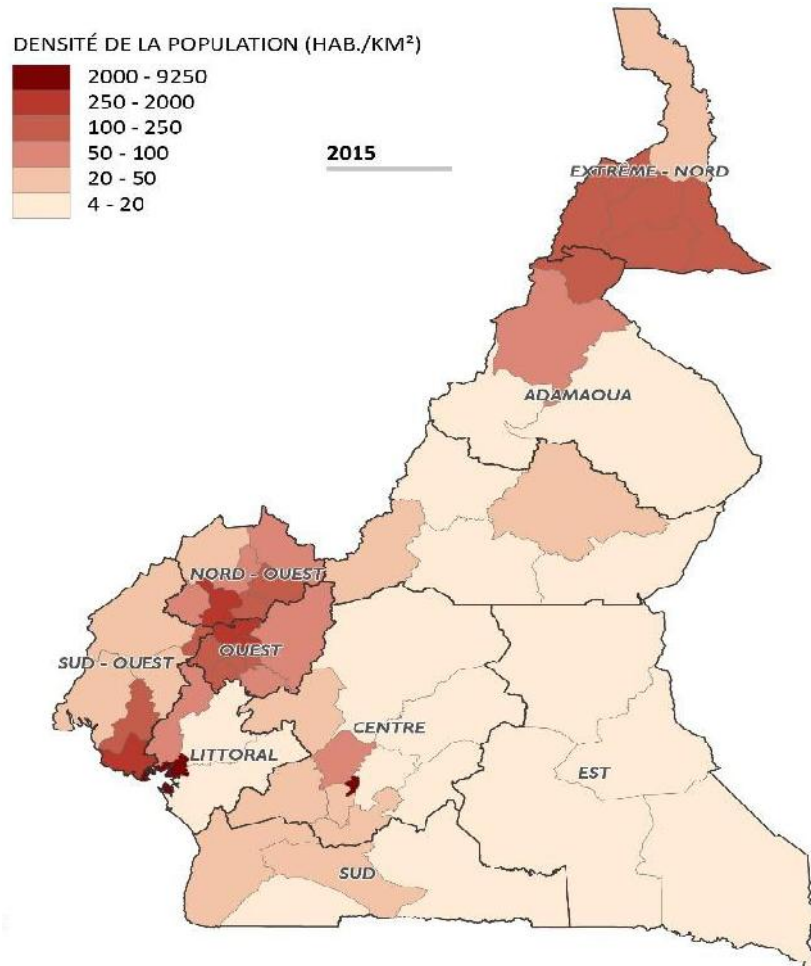
	temperature: 25-28°C			
Highlands	1500-2000 mm/per year with 180 rainy days and 4-5 months of dry season. Average annual temperature: 22-25°C	Mountain and sub-montane forest, high savannahs, marshy prairies	Very fertile soils and conducive to agriculture Unsaturated ferrallitic soils, reworked soils, indurated ferrallitic soils, virgin soils (inceptisols) on steep slopes -Highly leached soils (ovisols) in old highlands, chromic and melanic andosols	Maize, rice, cocoyam tubers, cassava and cocoyam for marketing, palm oil, citrus fruits, robusta and arabica coffee, teapot, cocoa tree, spices
Cameroon Southern Plateau or bimodal rainfall forest zone.	1500 -2000 mm/per year 2 distinct rainy season and 03 months of dry season. Average annual temperature: 24-26°C	-Guinean wet dense forest -Guinean forest with caesalpiniaceous and ulmaceous plants, mixed evergreen forest, semi-deciduous forest	Yellow ferrallitic soils on basement; red ferrallitic soils on basement with poor holding capacity Tough or indurated soils (ferrasols, oxisols), alluvial and colluvial soils	Sugar cane, plantain, cassava, palm oil, peanut, cocoyam, yam, vegetable, spices, robusta coffee, tobacco, rubber, cacao tree.
Monomodal rainfall coastal zone	2500-9000 mm/per year Monomodal regime and 3 months of dry season. Average annual temperature: from 25-27°C with 15-24°C in Mt Cameroon	Littoral evergreen forests; Mangroves; Marshy forests, Mountain and sub-montane forest.	Very fertile Nitosols, lithosols, alluvial and colluvial soils on slope, fluvisols, aquisols, hydromorphic soils, melanic and chromic andosols, undeveloped soils, undeveloped mineral soils, lithosols in Mount Cameroon,	Cocoa, coffee, palm oil, market gardening, rubber, teapot, pepper, pineapple, plantain

1.1.3. Population

According to the Central Bureau of Population Censuses and Surveys (BUCREP), the population of Cameroon moved from about 7.7 million in 1979 to 22.7 million inhabitants in 2016 and will reach 26.5 million by 2020. This rapid growth is the result of high population growth rate coupled with immigration from neighbouring countries and internal migration recently aggravated by conflicts and insecurity. The population is mostly youthful (more than 50% of the population is less than 17 years; and 3.5% above 65 years old). Apart from cities where population density is high, many administrative divisions especially in the Far North are comparatively highly populated: Mayo-Tsanaga (159 inh/km²), Mayo-Sava (127.47 inh/km²), Diamaré (137.64 hbts/km²). Other populated administrative divisions include: Mifi (749.89 inh/km²), Bamboutos (249.72 inh/km²), Menoua (207.08 inh/km² (96 inh/km²) in the West administrative region; Mezam (300.36 inh/km²), Bui (139.99 inh/km²) and Ngo-Ketunjia (152.81 inh/km²) in the Northwest. The Mfoundi

administrative division, which hosts the political capital Yaoundé recorded the highest increase in population density moving from 2,120 to 9,906 inhabitants/km² between 1987 and 2015, figure 3.

According to average estimates and projections of the United Nations, Cameroon will have a population of 37 million inhabitants by 2035, which is an absolute increase in population by approximately 20 million between 2005 and 2035. The total projected increase will be distributed between the urban (20 million) and rural areas (17 million).



Source: MINEPAT- STUDI International - SNADDT 2016

Figure 3: Population density per division

1.1.4. National Economy

The annual average economic growth rate stands at 5.7% for the period 2013-2015. The Growth and Employment Strategy Document (DSCE) indicates a 6.1 % annual economic growth rate by 2020. Recent studies on the economy of Cameroon reveal that the country is largely exposed to adverse external factors. Oil sector revenues have dropped from 4.8 % of GDP in 2013, to 4.3 % of GDP in 2014 and to 2.5 % of GDP in 2015, in parallel with the sharp drop in international oil prices; this had a negative impact on economic growth and public investments likely to boost the country's economic growth. As regards employment, 90.5% of the working population deals in the informal sector. The formal agricultural sector represents 53% while the informal agricultural sector is 37.5%; but it also covers 5.8% of the

public sector and 3.7% of the formal sector respectively. Government’s objective is to reduce poverty to a socially acceptable level, become a middle-income and newly industrialised country, strengthen the democratic process and national unity.

According to the National Institute of Statistics (NIS), the primary sector remains the key driving force of the national economy both for its contribution to the GDP (45% in 2009) and its impact on other sectors. Growth was driven by export-based industrial agriculture. During the last decade, rubber and cotton exports kept increasing while that of cocoa was experiencing the contrary (DSCE, 2009).

1.2. The forest Sector

Cameroon has many types of forest, namely: mangroves, forest mosaics, dense humid forests, dryland forests and wooded savannahs. The total surface area is a function of the forest definition. According to the Law n° 94/01 of January 1994 on forestry, wildlife and fisheries regime in Cameroon, “are considered as forests, lands with vegetation cover, which is dominated by trees, shrubs and other species likely to provide products that are not agricultural”. The second draft of the REDD+ national strategy published in April 2017 states that: “are considered as forests, lands with vegetation formation of trees and shrubs covering a minimum surface area of 0.5 ha comprising vegetation wherein trees and shrubs have a minimum coverage of 10%, and may reach maturity at a minimum height of 3m. There is an exception for economic-based mono-specific agro-industrial plantations, which require agricultural management techniques. Are also considered forests, former forest areas which suffer from natural fragmentation thus leading to a reduction of vegetation cover to below 10%, and that can possibly regain their past status”. An analysis of forest cover based on this full definition of forests indicates that about 66% of Cameroon’s land area is covered with forests (figure 4).


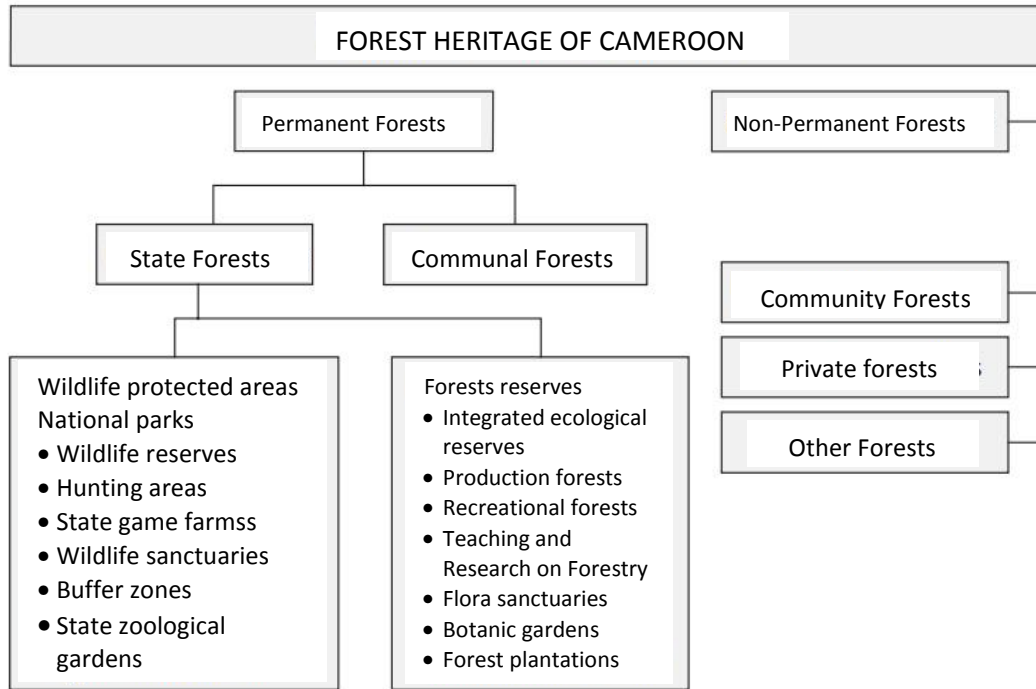


Figure 4: Forest cover types

Forests in Cameroon are divided into Permanent Forest Estate and Non-permanent Forest Estate as presented in figure 5 below. The objective of the forest policy is to maintain 30% of the national territory surface area as Permanent Forest Estate, representing national biodiversity and comprising forests, whose purpose and management systems are determined by the development plans. **Currently about 20% of cameroon's national territory is under permanent forest.**



Source: Topa et al, 2010

Figure 5: Cameroon forest zoning

1.2.1. The forest sector economic and political context

Globally, the contribution of the forest sector to national economy is 4% and it creates direct permanent jobs in the industrial wood sector. These formal jobs are mostly related to industrial forestry and in wood processing plants. By and large, this sector generates 150,000 jobs, that is 14% in the formal sector and 86% in the informal one (Eba'a Atyi 2013). It is the second most important sector of national economy behind the oil sector.

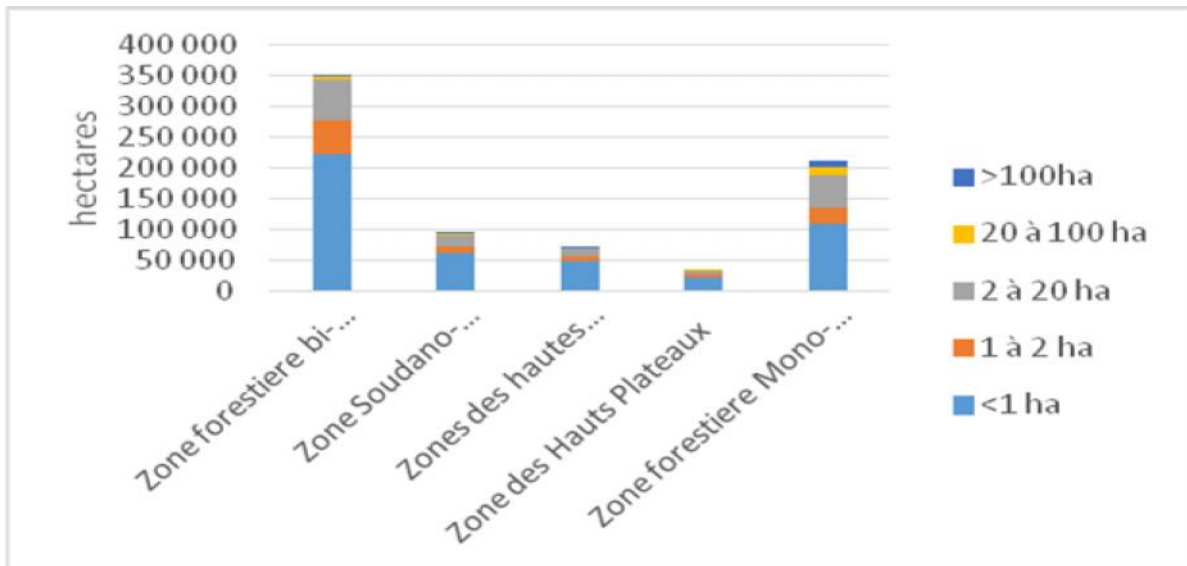
After the Rio Conference of 1992, Cameroon drafted a general policy document on forestry in 1993, and adopted Law N°. 94/01 of 20 January 1994 relating to forestry, wildlife and fisheries. Amongst the innovations of this Law, there is the decentralization of forest management through community and communal forestry and sharing of forest and wildlife resources benefits, and sustainable management of concessions, attributed following a competitive procedure. Cameroon has undertaken reforms in its forest sector and implemented the Forest-Environment Sectorial Programme (FESP), which is financed by international donors through a Basket Fund.

Cameroon is also engaged in the Voluntary Partnership Agreement (VPA) to implement Forestry Law Enforcement Governance and Trade (APV-FLEGT) with the European Union,

signed on the 06th of October 2010 and ratified on the 09th of August 2011. Likewise, several forest industries are engaged in voluntary certification processes: Forest Stewardship Council (FSC), Timber Origin and Legality (OLB), Verification of Legal Compliance (VLC), Verification of Legal Origin (VLO) and there is a positive attitude towards environmental certification of agricultural plantations as evidenced by the involvement of many companies in the Rainforest Alliance agricultural certification process.

1.2.2. Key Drivers of Deforestation and Forest Degradation

The rate of deforestation in Cameroon is relatively low despite a strong projected growth in the agricultural and infrastructure sectors. The annual rate of deforestation and forest degradation is gradually increasing, moving from 0.03% to 0.08% and 0.06% to 0.07% respectively (De Wasseige, 2008). An in-depth analysis of deforestation drivers in the 5 AEZ and the spatial extent of corresponding drivers indicate that **smallholder** agriculture (<1 hectare) accounts for more than 50% of total deforestation in each AEZ (See Figure 6 below).



Source MINEPDED (2017)

Figure 6: Periodic total deforestation in thousands of hectares

Although the historic deforestation and degradation rates are low, they are likely to increase in the future years due to the expansion of agricultural lands and agro-industries development policies, extension of infrastructure, population increase and migrations exacerbated by refugees from neighboring countries, extraction of minerals, access to regional and world markets etc. Figure 7 below presents the historic and projected trends of deforestation.

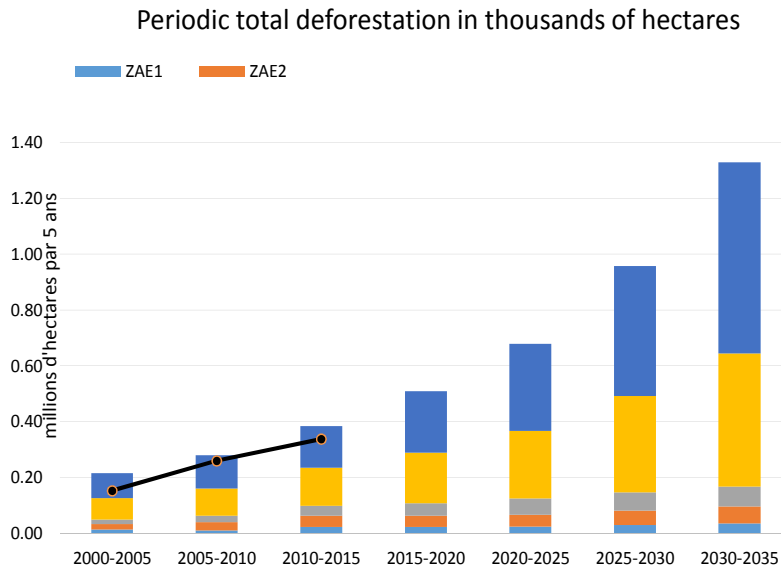


Figure 7: Deforestation trend in Cameroon from 2000 to 2035

1.2.3. Deforestation in the five AEZs and the 2035 vision

There exist high pressure on the forest resulting from high rate of fuel wood harvesting to supply large cities (Yaoundé, Maroua, Garoua, Douala) for cooking, fish smoking, bakeries and brick-burning. The large scale deforestation hot spot areas are indicated in figure 8.

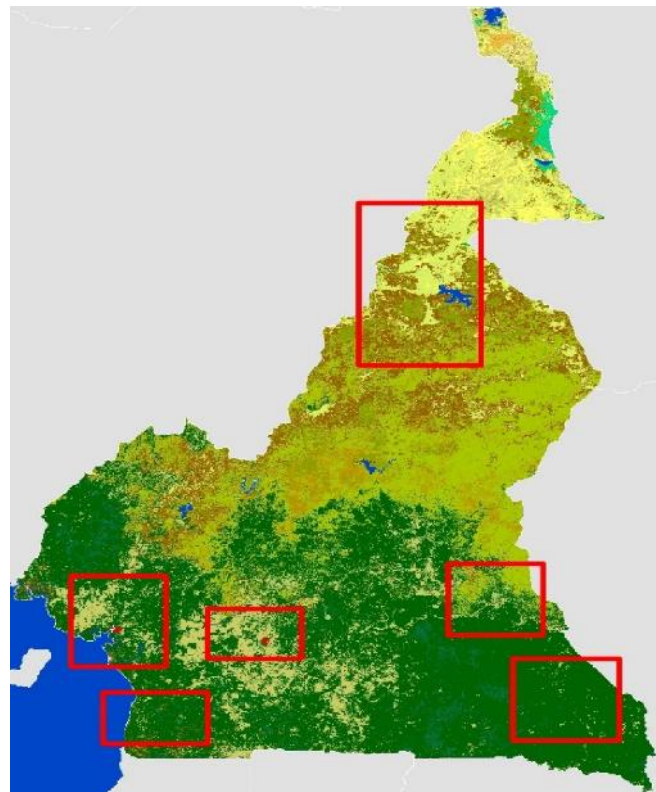


Figure 8: Deforestation hot spots

These various forest and mineral extractions coupled with cattle breeding and expansion of cocoa production contribute to forest degradation. The establishment of refugees camps and displaced persons increase the wood and charcoal demand in border areas. Investments in the supply of alternative energy sources, income-generating activities, **fuelwood** plantations are opportunities to reduce pressure on dryland forests.

The agro-industry, notably the development of oil palm plantations, rubber, banana, and pineapple as well as slash and burn agriculture, including small farmers and increasingly elites agriculture are main DD drivers. Measures put in place to reduce pressure on the forest and avoid the conquest of new lands include the promotion of good agricultural practices and use of new technologies, restoration of old plantations, introduction of improved seeds, agricultural certification, agricultural intensification, increase in yields etc. Degradation is caused by selective logging and extensive livestock, as well as selective extraction of natural resources to meet up with rural and urban needs. The investment projects that will help curb this large-scale degradation shall be based on the introduction of fodder plants, integrated management of livestock and agriculture, forest certification strengthening and promotion of low-impact logging.

The main indirect or underlying causes that account for forest loss and degradation differ according to the drivers and agents responsible. The absence of land use plans and inappropriate land tenure systems are indirect drivers that require ample attention. Figure 8 is an illustration of high pressure zones identified on the basis of satellite images and historic data as well as superposition of ongoing and planned sectorial projects.

1.2.3.1. Detailed deforestation trends in the IP programme zones

The estimation of forest cover loss in the 3 programme zones has been done between year 2000 to 2015 based on 'Global Forest Change' methodology developed in 2012 by Global Land Analysis and Discovery Laboratory (GLAD) from the University of Maryland led by Dr. Matthew HANSEN. The assessment of cover changes was done nationally and the statistics for the 3 FIP areas were extracted. However, it did not distinguish between deforestation and forest degradation, but instead considered losses of vegetation cover based on the definition of forest set for REDD+. In a nutshell, the definition provides the minimum mapping unit (0.5 ha), the minimum cover (10 %) and 3m as tree height.

Landsat (30 m resolution) data set were used in the framework of these study. All processing and preprocessing steps are well documented by Hansen et al, 2013. Stratified random sampling method (Tyukavina et al 2013, Stephen V. Stehman 2014, and Olofsson et al 2014) was carried out according to the following steps: Definition of Strata; Random collection of points and automatic extraction of their coordinates; Generation of validation interface; Validation itself and Statistical calculations, including accuracy assessment and non-biased estimation of forest area by forest type and area lost by year and by driver. Thus, accuracy and adjusted disturbance areas were generated using the equations provided by Tyukavina et al 2013, Stephen V. Stehman 2014, and Olofsson et al 2014.

The methodology used to achieve this comprehensive mapping is that developed by the

Cameroon's Forest Investment Plan

GLAD Laboratory at the University of Maryland. This automated methodology consists of a hierarchical supervised classification using the "Decision Tree" algorithm. The program is written in the computer language "PERL" and "EASI" and runs with the PCI Geomatica software. The overall estimated surface area affected by deforestation and forest degradation is between 9.00.000 ha to 1.200.000 ha for the three zones of the IP.

Tables 2, 3 and 4 provide forest loss statistics for each programme.

The figures 9, 10 and 11 illustrated below shows degraded areas in each of the 3 programmes areas.

Cameroon's Forest Investment Plan

Table 2: Investment Programme 1 Area (ha) of DD statistics

Land cover type	Lekie	Mefou et Akamba	Mefou et Akono	Mfoundi	Nyong et Kélé	Nyong et Mfoumou	Nyong et So'o	Haut Nyong	Sanaga Maritime	Dja et Lobo	Mvila	Océan	Vallée du Ntem
Non- Forest	953.76	5870.38	595.24	187.37	510.93	56818.59	19241.15	308745.97	6805.01	198489.95	49474.96	1711.05	24961.04
Water bodies	28185.20	27021.42	5172.31	12919.22	7622.43	44975.31	13153.80	29538.03	20345.56	16154.02	9394.15	7453.96	4985.55
Flooded primary forest	1820.84	48.58	265.18	21.96	2380.88	398.08	976.41	5457.84	28973.09	1280.76	251.64	5383.02	3669.22
Primary forest	0.00	0.00	0.00	0.00	0.00	0.00	0.00	0.00	0.00	0.00	0.00	0.00	0.00
Flooded secondary forest	79515.65	132851.86	39052.91	1498.35	434710.12	308680.78	130032.43	2886667.05	594057.48	1436693.01	555186.13	911614.68	558497.20
Secondary forest	179604.86	136736.45	80156.72	7256.87	147964.44	166578.61	175468.10	306720.70	146566.93	289081.57	229157.33	129951.56	108485.68
Mangrove	0.00	0.00	0.00	0.00	0.00	0.00	0.00	0.00	0.00	0.00	0.00	0.00	0.00
Plantation	0.00	0.00	0.00	0.00	0.00	0.00	0.00	0.00	43177.43	0.00	0.00	1445.71	0.00
Forest Gross loss	629.36	1487.72	422.33	193.87	7.34	6896.74	6701.88	9493.23	429.52	7599.25	4718.31	101.07	2579.19

Total surface area affected by DD = 296599.62 ha in IP1 zone

Cameroon's Forest Investment Plan

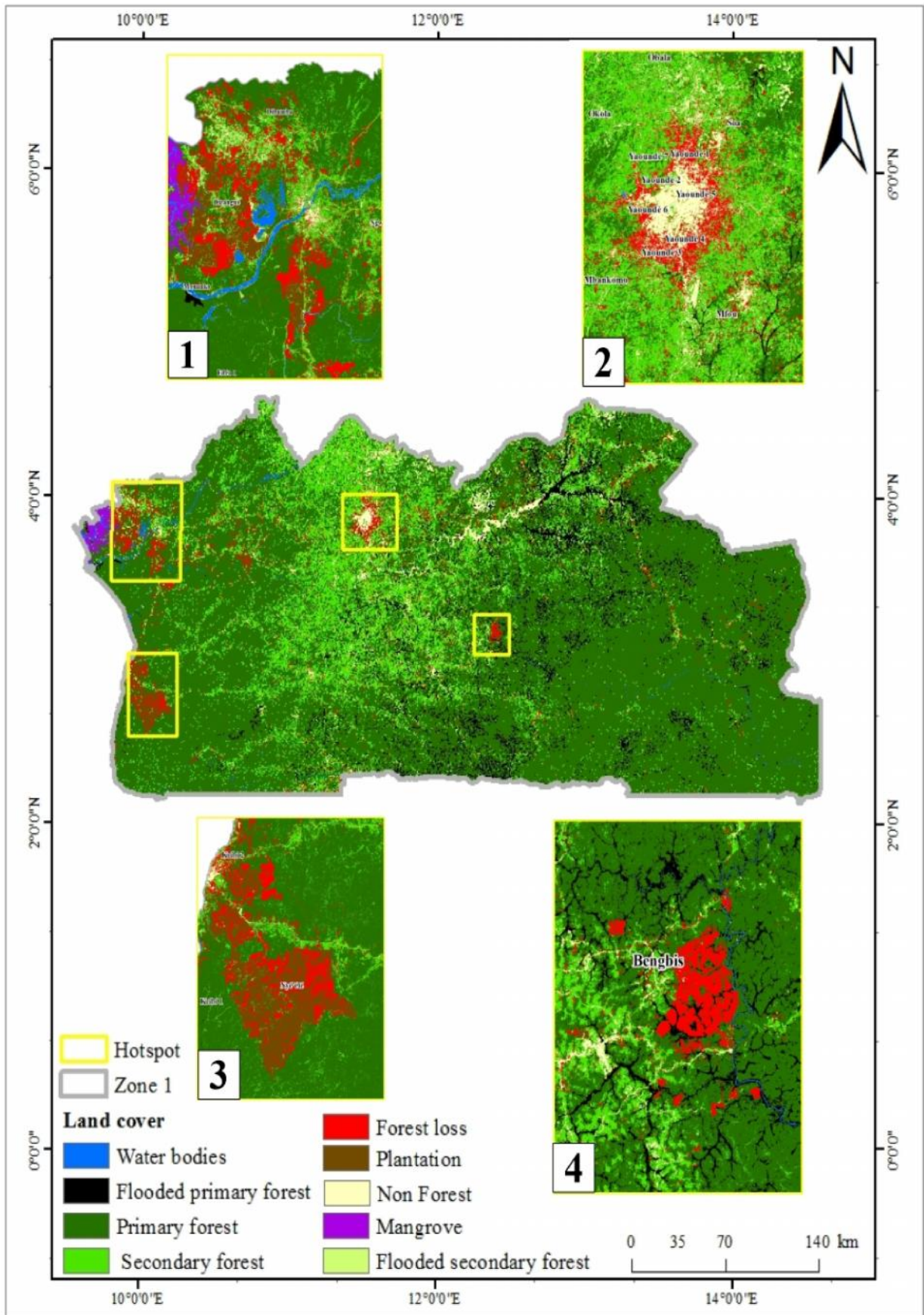


Figure 9: Identification of DD hot spot areas in IP 1

Table 3: Investment Programme 2 Area (ha) of DD statistics

Classes	Mbéré	Vina	Mayo_Danay	Mayo_Ka ni	Mayo_Tsanag a	Bénoué	Mayo_Lout i	Mayo_Re y
Non- forest	392539	617166	463083	476941	401061	868344	347927	1146990
Water Bodies	452.09 1	2991.27	38554.7	756.597	451.25	52468.6	3286.98	52005.3
Primary Forest	161852	103450	8.79853	1.07113	405.803	2493.35	1048.94	128514
Secondary Forest	831933	915106	5204.98	16242.3	48462.4	331947	61331.5	2043140
Flooded Primary Forest	604.42 1	902.805	154.701	0	0	80.8699	3.59592	850.091
Flooded Secondary Forest	16082. 1	19455.5	22828.8	827.75	0.0765089	3689.57	152.712	11970.9
Mangrove	0	0	0	0	0	0	0	0
Plantation	0	0	0	0	0	0	0	0
Forest Gross Loss	22446. 7	36235.2	3914.89	8409.1	3369.53	119292	6163.71	294921

Total surface area affected by DD = 494 752.13 ha in IP1 zone

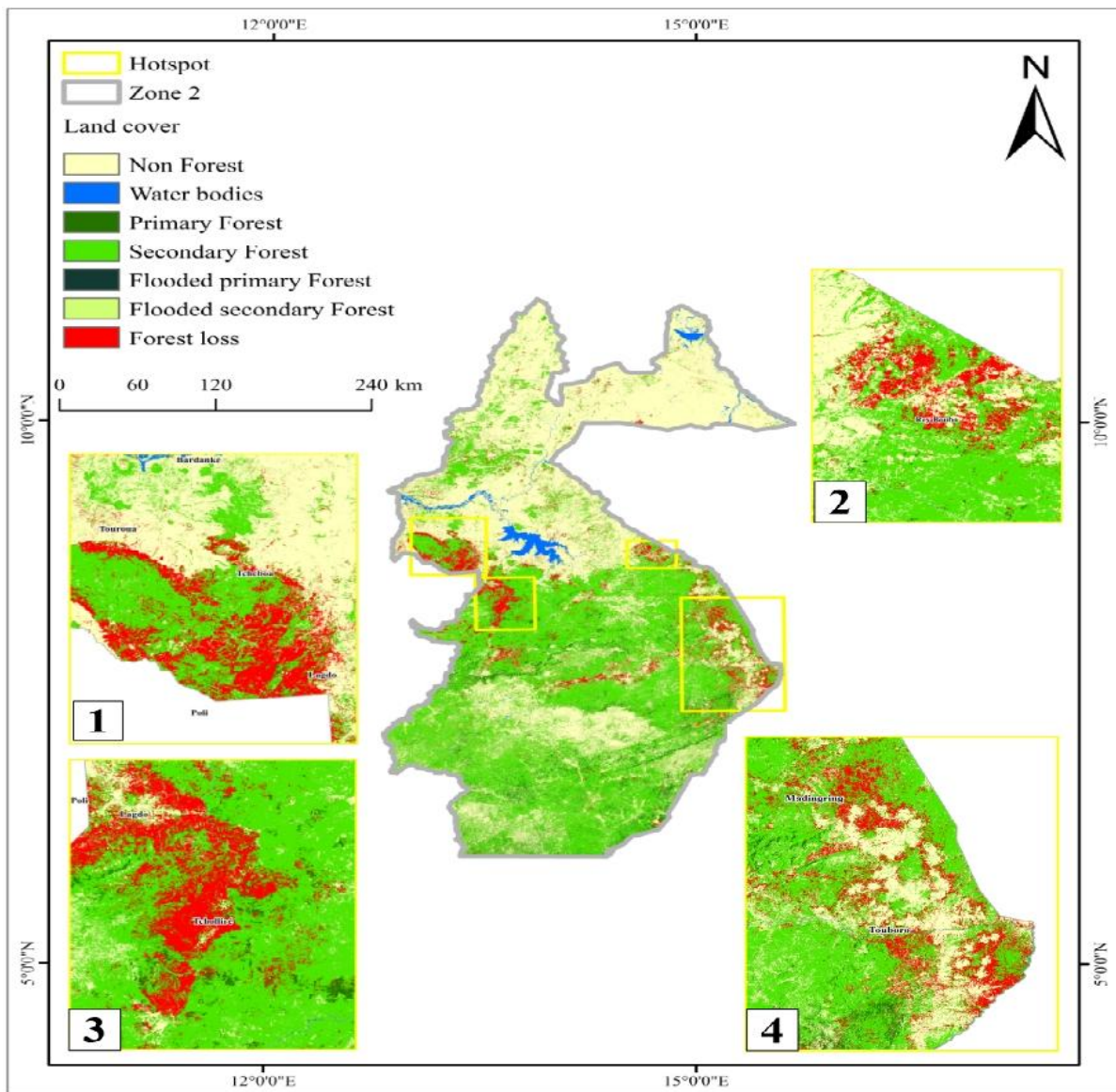


Figure 10: Identification of DD hot spot areas in IP 2

Table 4: Investment Programme 3 Area (ha) of DD statistics

Classes	Boyo	Bui	Donga Mantung	Menchum	Mezam	Ngo Ketunja	Noun
Non- forest	78298.60	141439.00	180846.00	146632.00	78463.90	52243.10	312524.00
Water Bodies	118.67	142.84	829.82	1290.78	210.32	7858.54	15746.90
Primary Forest	29066.50	23650.40	108780.00	138126.00	27861.40	9128.74	93409.70
Secondary Forest	55436.30	53511.60	136881.00	164646.00	74055.80	34733.60	310033.00
Flooded Primary Forest	46.36	97.47	1708.60	464.95	50.04	2.14	5034.59
Flooded Secondary Forest	262.12	90.59	528.75	589.50	141.08	5.43	5023.19
Mangrove	0.00	0.00	0.00	0.00	0.00	0.00	0.00
Plantation	0.00	32.59	787.97	0.00	0.00	115.76	190.89
Forest Gross Loss	1491.62	2437.88	4587.78	2691.74	3413.91	2032.84	21215.20

Total surface area affected by DD = 37870.97 ha in IP1 zone

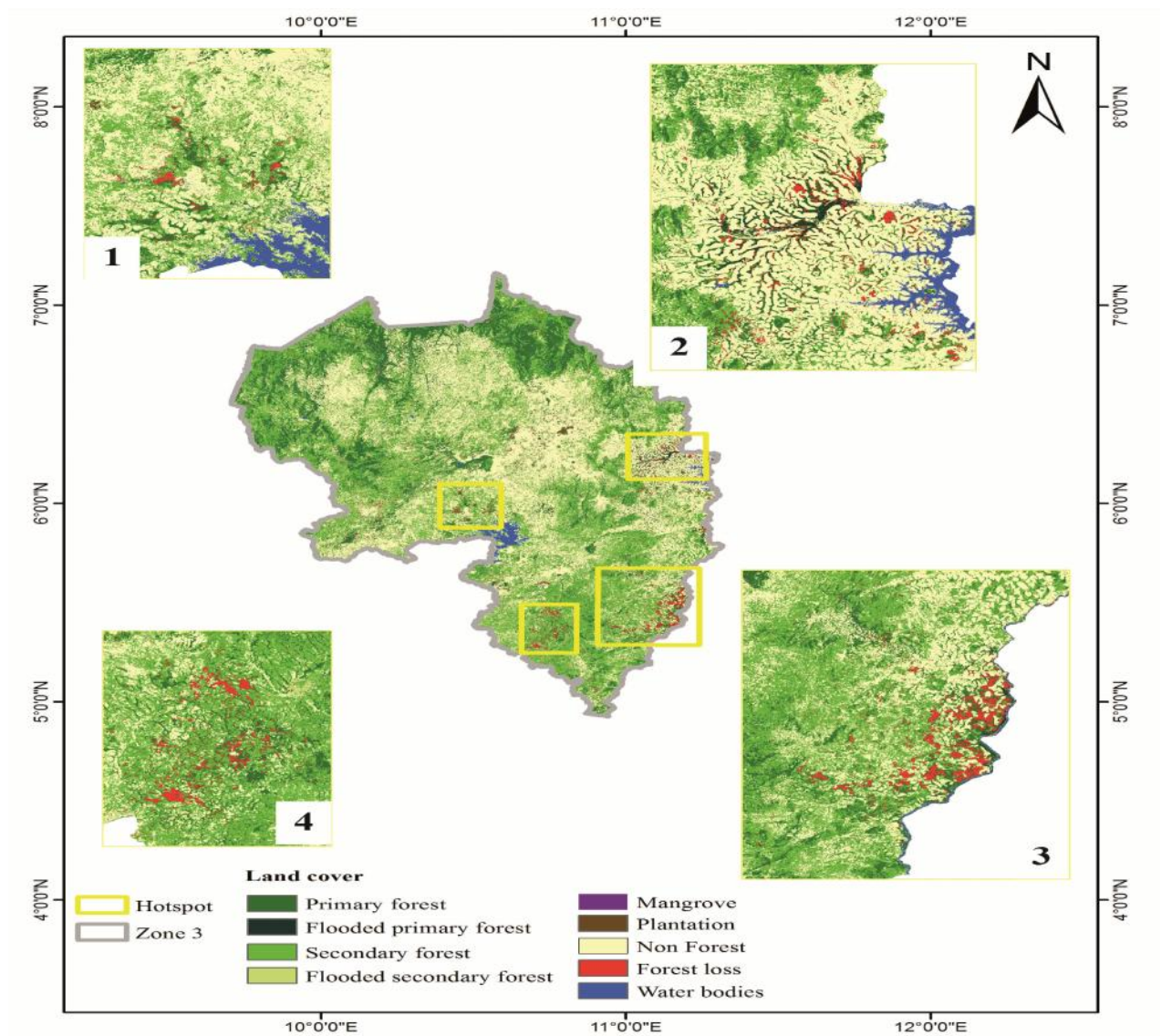


Figure 11: Identification of DD hot spot areas in IP3

1.3. REDD+ Process in Cameroon

Due to its great forest potential, Cameroon is a key player in international climate change negotiations and strategy development. Its rainforests alone cover approximately 46.3 % of the national territory and account for 11 % of Congo Basin forests. Cameroon therefore has the third largest forest range in the Congo Basin, after DRC and Gabon. As it is the case with other countries of the Congo Basin, Cameroon is grappling with the adverse effects of climate change and with the increasing pressure on forests. To tackle these major challenges, the Government is committed through its Nationally Determined Contribution (NDC) to reduce emissions by 32% by 2035 from its projected baseline of 2010 emissions. The forest sector is expected to contribute significantly to the realization of this objective. The contribution of the forest sector will be achieved through the country's engagement in the REDD+ process. Government's efforts are simultaneously addressing the three phases of REDD+. Cameroon's Readiness Preparation Proposal (R-PP), which was approved by the FCPF Participants Committee in 2013 estimates that the sum of US\$28.911 million is needed to formulate the national REDD+ strategy and roughly US\$60 million to implement pilot projects in all agro-ecological zones.

For the Readiness Phase, Cameroon is currently receiving direct financial support from two sources: FCPF (estimated at USD 3.6 million) and German Development Bank (KfW) through the Basket Fund of the Forest-Environment Sectorial Programme (FESP) estimated at USD 2.8 million for climate change and REDD+. In March 2017 the country was granted an additional USD 5 million by FCPF to continue the REDD+ process readiness. Other technical and financial partners are providing support through the implementation of activities jointly identified with the REDD+ Technical Secretariat (TS), in conformity with the R-PP and emerging issues related to national strategy.

With regards to the Investment and Demonstration Phase, the country has been admitted into the Forest Investment Program (FIP) and the Central African Forest Initiative (CAFI), making it possible to prepare an investment plan for these initiatives. This plan will serve as the basis to mobilize investments to address the drivers of deforestation and forest degradation within and outside the forest sector. To ensure coherence and synergies between developments in FIP, CAFI and the national strategy, the development of the FIP and CAFI investment plan is placed under the supervision of the National REDD+ Coordinator. This allows for the efficient use of human and financial resources and provides a direct link between the FCPF funded readiness phase and the investment funds, which will lay the groundwork for carbon payments through the Carbon Fund.

In terms of Performance-based payments (Phase 3), the Government submitted an Emission Reduction Project Idea Note (ER-PIN) to the Carbon Fund. The ER-PIN was approved in June 2016 and the development of the ER Programme Document is under way.

1.4. CAMEROON'S FOREST INVESTMENT PLAN

Cameroon's FIP is framed on ongoing reflections to implement the REDD+ national strategy. The main objective of the REDD+ national strategy is elaborate measures to reduce greenhouse gas emissions (GHG) emanating from deforestation and forest degradation, increase removals via conservation, increase in forest carbon, and sustainable management of forests within the framework of sustainable development. This is in line with FIP's goal in sourcing the necessary investments required to address the underlying and direct drivers of deforestation and forest degradation within and outside the forest sector. Cameroon's investment plan proposes a transformative change towards low-carbon impact development in the various land sectors.

The investment approach proposed in this document is based on integrated REDD+ programmes, comprising cross-cutting and sectorial interventions to increase productivity and sustainability of specific production chains. Intervention programmes are at sub-national level and aim to address specific drivers of deforestation and forest degradation in the five agro-ecological regions. The intervention programmes proposed in the various AEZ have as target to reduce emissions from deforestation and forest degradation (in AEZ 4 and 5), develop climate resilient landscapes and adapt to climate change (in AEZ 1 and 2), and protect watersheds (in AEZ 3).

The objectives of the IP are to stabilise GHG emissions, reinforce resilience to climate change, strengthen sustainable development and improve livelihoods shall be attained through the participation of all stakeholders, while providing space for gender as well as respect of local communities and indigenous peoples' rights. The Forest Investment Plan for Cameroon shall be implemented in compliance with principles related to the implementation of the REDD+ national strategy namely:

- The implementation scale will be nationwide, projects/programmes will be developed at the sub-national level in order to better identify and take into account local circumstances without losing the REDD+ national vision;
- REDD+ benefits shall take into account reduction of emissions, absorptions, and non-carbon benefits;
- The respect of indigenous peoples and local communities' rights and gender consideration at full scale, particularly women and the youths;
- The acknowledgement and integration of traditional values and practices in drafting and implementing REDD+ activities;
- Actions based on understanding nature and extent of dependence on the forests, especially within vulnerable groups particularly women and IPs;
- The fair and transparent distribution of advantages and responsibilities, both vertically and horizontally, while paying particular attention to vulnerable groups;
- Financing appropriate actions and policies to reduce deforestation and forest degradation, and promote the conservation and increase of forest land from REDD+ funds;
- The guarantee of rights and access to information regarding the process and outcomes

of REDD+, including information on the positive and negative impact on the environment and local communities' livelihoods;

- The guarantee of the involvement of every stakeholder (sectorial administrations, civil society organisations, private sector, indigenous peoples, gender oriented and other target groups) at every phase and level of the process;
- The Investment plan should be in line with the investment potential provided by the carbon market;
- The setting up of an efficient legal and political framework for managing natural resources necessary to support REDD+ (forestry, agriculture, mines, energy etc.).

The Forest Investment Plan for Cameroon is a pilot and management instrument. It is in line with the various Government political instruments and investment priorities particularly: Growth and Employment Strategy Document (DSCE), Rural Sector Development Strategy (SDSR), investment priorities to achieve Cameroon's 2035 vision regarding infrastructure development and the modernization of production facilities in the rural sector; DSCE's investment priorities, laying emphasis on (i) the development of extensive agriculture in various regions of the country based on their agro-ecological specificities in order to improve yield and substantially increase production and (ii) opening up production zones/basins to enable the full development of plantations and peasant farming; investment priorities of the rural sector development adopted in 2005; Investment priorities of the Strategy for the Forest and Wildlife Sub-Sector (2010 - 2020); priorities of the agricultural investment plan in three thematic areas (PNIA); Nationally Determined Contributions (NDC) investment priorities in thematic areas of Agriculture / Fishing / Livestock / Forestry.

The expected key result (transformational impact at the national level) is that of curbing deforestation and forest degradation, through the funding and implementation of initiatives that lead to: (i) GHG emissions reduction due to deforestation and forest degradation and better promotion of their natural productivity, (ii) reduction of biodiversity loss and strengthening of the forest ecosystem's resilience to climate change and variability; (iii) poverty reduction by increasing revenue and living standards of forest-dependent populations and (iv) acquisition of new forest knowledge and capacity building of local stakeholders.

The key effects of the IP catalytic multiplication at the national level are: improving the livelihood of forests-dependent communities, improving global environments conducive to sustainable forest management and giving access to the forest sector to predictable and adequate financial resources.

1.5 Stakeholder consultation and engagement for the elaboration of the IP

Stakeholders were consulted during the key phases of the elaboration of the IP. The elaboration process began with the Scoping mission of the MDBs that took place in September 2015. During the scoping mission, various stakeholders were consulted and discussions were engaged for participation and information sharing.

The preparation of the Forest Investment Plan (IP) in Cameroon is the result of a

a participatory process that involved all stakeholders directly or indirectly concerned in the management of forest resources. Since the IP is considered as the second phase of the REDD+ process, stakeholder consultations were conducted in accordance with the guidelines and methodologies identified in the process, as contained in the REDD+ stakeholder consultation plan. Different levels of consultation were identified to address all concerns at the local, regional and national levels. As a prerequisite for all consultation activities, stakeholder mapping was conducted to ensure that all stakeholder groups were taken into account. In order to make an effective contribution to the consultation process, information on the purpose, venue, dates and expected outcomes of the meetings was sent to the identified stakeholders using the information documents (Terms of reference, invitation letters, the IP draft document and other necessary working documents) elaborated and transmitted to the participants, through the emails, the official mails, the decentralized and local structures (administrations, civil society organizations, the decentralized territorial collectivities, traditional chieftaincies, etc.).

As indicated in Annex 5 of the list of stakeholders consulted, consultations were held with the following categories of actors:

- **Sectoral administrations** consisting of the Ministry of Environment, Protection of Nature and Sustainable Development (MINEPDED), Ministry of Forestry and Wildlife (MINFOF), Ministry of Agriculture and Rural Development (MINADER), Ministry of the Economy, Planning and Regional Development (MINEPAT), Ministry of Water Resources and Energy (MINEE), Ministry of Industry, Mines and Technological Development (MINIMIDT), Ministry Scientific Research and Innovation (MINRESI), MINAS, MINDCAF, ANAFOR, ONACC, MINEPIA, Prime Minister's office etc.
- **Technical and financial partners** with the WB, AFDB, GIZ, WWF, PNDP, FODER, IUCN, Rainforest Alliance, US Forest Service, JICA, CBFF, FAO);
- **Civil society organizations;** CED, OPED, Platform of CSOs on REDD+ and climate change, ADEME, ADDES, ADD, ADF, CAFT, ONED, the Forest and People platform, the CEFDHAC etc.
- **Indigenous Peoples and Local Communities** with AIWO-CAN, ASBAK, REPALEAC, Ebone Planter, RECTRAD, MBOSCUDA, OKANI etc.
- **Research institutes represented** with IRAD, University of Ngaoundere, University of Dschang, FASA Ebolowa, ICRAF, CIFOR, University of Yaoundé 1;
- Local elected representatives with parliamentarians, representatives of mayors and traditional chiefs;
- **The private sector** with structures such as CDC, MAISCAM, UCCAO, SODECOTON, SEMRY, HEVECAM etc.,
- **The media:** STV, Canal 2, 7 News, CRTV, Cameroon-online, CELCOM / MINEPDED, SIKKA TV, The Sun, etc.
- Representatives of gender sensitive organisations like REFACOF, AIWO-CAN, etc;

Over ten (10) workshops were organized at the national level and in the 05 agro-ecological zones of Cameroon, and approximately 700 actors were consulted. The main stakeholders who participated in these consultations were: civil society (17%), local communities (6%), central and decentralised sectorial public administrations (53%), local and elected authorities (4%), representatives of indigenous populations (4%), private sector (2%) and resource persons (3%), projects and research/training institutions (3%) as shown in figure 12. Out of over 700 participants, at least 30% were women thus enabling substantial consideration of gender issues and specific dimensions of their vulnerability.

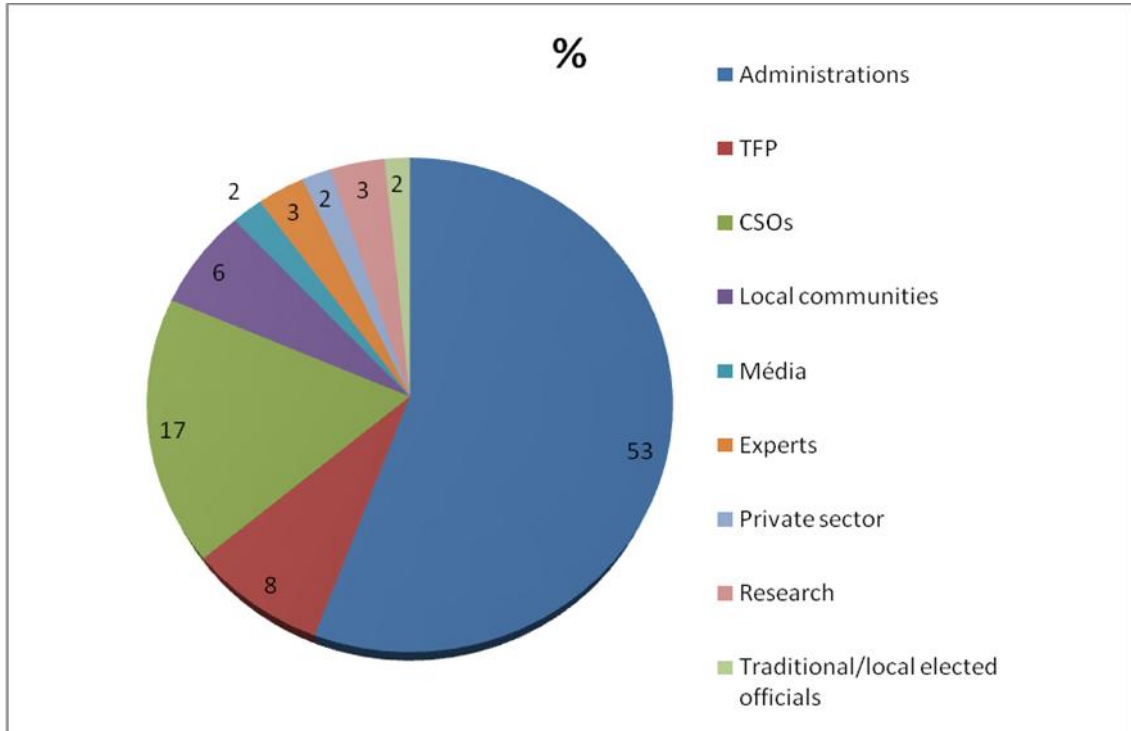


Figure 12: The participation of stakeholders during consultations

During these meetings and in addition to being informed on the evolution of the development of the IP, the actors agreed on some essential elements to be taken into account in the document. The table below shows the dates and locations of the meetings, the purpose/objectives of the meetings, the recommendations made by the participants and their inclusion in the IP as shown in table 5.

Table 1 : Summary of the purpose and recommendations of stakeholder consultations workshops

Cameroon's Forest Investment Plan

Table 5 : Summary of the purpose and recommendations of stakeholder consultations workshops

Date and place	Objectives	Recommendations	Integration of recommendations
<p>1. First joint mission with the MDBs held from the 02 to 07 October 2016</p>	<ul style="list-style-type: none"> - Identify the investment areas and priorities for the IP and analyze their relevance ; - Examine the preliminary list of projects envisaged on the basis of the proposed investment priorities; -Examine the consistency and adequacy of proposed investment priorities with other major initiatives - Discuss the modalities for mobilizing the private sector and possible mechanisms for the implementation of the IP; -Define the modalities and the planning of the preparation of the priority projects. 	<ul style="list-style-type: none"> - Ensure the consistency of the FIP Investment Plan with the national REDD+ strategy; - Take into account the lessons learned from the existing /past initiatives in the domain of natural resources management in Cameroon; - Mobilize the private sector in the designing and in the implementation phase; - Ensure coherence between the institutional set-up of the National REDD+ Strategy and the Investment Plan-IP; - Ensure that specific needs related to gender equality issues, indigenous peoples and refugees are taken into account; - Enhance endogenous knowledge in the selection of investments programmes; - Improvement Strategy of the fuel wood value chain in the Far North of Cameroon etc.) or under preparation (AFR 100, Landscape Restoration through Bonn Challenge...) and funding opportunities other than FIP; discuss modalities for mobilising the private sector to participate in the implementation of programmes, as well as possible mechanisms for the management of FIP funds; define modalities and preparation work plan for identified priority projects. 	<ul style="list-style-type: none"> - The FIP is consistent with the strategy in terms of identified drivers and strategic options; - Existing initiatives have been identified and taken into account in the IP; -The coherence between the institutional set-up of the National REDD+ Strategy and that of the Investment Plan is established; -Vulnerable groups (young people, women, IPs and LP) are amongst the actors consulted.

Cameroon's Forest Investment Plan

<p>2. Evaluation meeting on the progress of the preparation of the IP: Tuesday 12 January 2017 in the World Bank Office, Bastos, Yaoundé</p>	<p>Evaluation of the status of the development of the investment plan and planning of the next activities</p>	<p>For the Consultant</p> <ul style="list-style-type: none"> - Start from the options proposed and make clear choices in relation to the options to be addressed by the IP and which can be financed; -Prioritize in-depth analyzes in the investment plan document; <p>For the REDD+ TS</p> <ul style="list-style-type: none"> - Facilitate the workshop on strategic options, and come out with proposals in terms of programs and projects; - Provide the necessary technical support to the consultant team for the evolution of the process; -organizing consultative meetings in the AEZs; - improve communication on the progress. 	<ul style="list-style-type: none"> -Programs identification was based on the REDD + strategic options report; -Workshops on strategic options were organized at the national and regional level with the support of the REDD+ TS;
<p>3. Technical workshop to validate the REDD+ strategic options and identification of the investment programmes for the IP: 15 February 2017 in Hotel le Relais saint André of Mbalmayo</p>	<ul style="list-style-type: none"> -Reflections on the methodology of analysis of the drivers of the deforestation and proposition of strategic options; -Identification of potential partners and areas of implementation; -Identify potential barriers and co-benefits that may result from identified activities; -Provide guidance and amend the programs and projects to 	<ul style="list-style-type: none"> - Carry out in-depth study on the drivers of deforestation in the 05 AEZs; - Identify specific strategic options targeted in each AEZ; - Consider in the IP the strengthening of sustainable management of forest resources, energy efficiency and intensification of agricultural systems and control of the impact of infrastructure and mining on the environment. 	<ul style="list-style-type: none"> - The in-depth study of the drivers of DD was carried out and the strategic options in all AEZ were identified; - The programs selected for the IP took into account the aspects of sustainable management of forest resources, energy efficiency and intensification of agricultural systems and control of the impact of infrastructure and mining on the environment.

Cameroon's Forest Investment Plan

	be developed for the investment plan.		
4. Consultation workshop for the IP in the Sudano-Sahelian zone in Garoua: from 10 to 11 April 2017 at the Hotel la Benoué in Garoua.	<ul style="list-style-type: none"> - Enhance the analysis of the drivers of deforestation and forest degradation and the related strategic options; -Contribute in the formulation and prioritization of programs and projects resulting from priority options; -Review the needs for the implementation of projects and programs and forms of collaboration between stakeholders; -Assess the potential co-benefits of the IP; -Identify the risks associated with the implementation of the investment plan. 	<ul style="list-style-type: none"> - take into account the results of the ESA project of SODECOTON, SEMRY and the Diocesan Development Committee; - Get closer to the GIZ to complement the information from the document of the wood energy sector; - Make available to the participants the address of the consultant for additional information; - Take into account aspects of research in the work to be done. 	<ul style="list-style-type: none"> - The results of the ESA project of SODECOTON, SEMRY and the Diocesan Development and GIZ Committee were taken into account for the development of Program 2 on resilience and adaptation to climate change in the Sudano-Sahelian zone; - Research institutes are partners in the implementation of the IP; -Draft copies of the IP were made available to all stakeholders for eventual amendments
5. Consultation workshop on the IP for stakeholders in the agro-ecological zone of the high plateaux: From 10 to 11 April 2017 in	Same	<ul style="list-style-type: none"> -Deepen the analyses of the land issue in the area; - Introduce the cultural and tourism dimension in landscape restoration projects; -Take into account the monitoring aspects in all REDD+ projects; -Improve the approach to managing farmer/herder conflicts 	<ul style="list-style-type: none"> -Program 3 of the IP addresses watershed management and takes into account land restoration and forest management issues; -The institutional framework

Cameroon's Forest Investment Plan

the conference room of the Golden Center Hotel		<p>by setting up consultation frameworks;</p> <ul style="list-style-type: none"> -In the case of Eucalyptus plantations, identify land unsuitable for agriculture and choose less hydrophilic varieties; 	<p>includes a monitoring and evaluation unit and conflict management units at national and local levels.</p>
6. Stakeholder consultation workshop on the IP in the forest zone with bimodal rainfall: from 19 to 20 April 2017 in Ebolowa	Same	<ul style="list-style-type: none"> -Include the rejuvenation of old cocoa trees with targeted interventions to improve the productivity of cocoa; -Promote crop associations or twinning, in the context of improving the productivity of speculation such as oil palm and cocoa; -Assist cocoa producers and other agricultural speculations in access to land and land tenure security; -Effective consideration of gender in biodiversity conservation and forest regeneration. 	<ul style="list-style-type: none"> -Programs 1 address issues of sustainable forest management and agricultural intensification and value chain development for cocoa and some food crops (made primarily by women) such as cassava, maize plantain; - Actions to improve access to land are also proposed.
7. Stakeholder Consultation Workshop on IP in the Monomodal Rainforest Area: April 12-13, 2017 in Douala	Same	<ul style="list-style-type: none"> - Proposition of alternatives to activities that destroy forests, in order to divert the attention of local residents; - Take into account the recommendations and action plans formulated in the mangrove strategy paper and the master plan for mangrove management; -Integrate the valorisation of waste from logging; -Pay particular attention to the agricultural sector, particularly on small producers and agro-industries; - Improve reflection on the occupation of fragile ecosystems by agro-industries. 	<ul style="list-style-type: none"> -Program 1 includes PES schemes and encourages the creation of conservation and ecotourism areas, improved processing of wood products and their management. -Actions for regional planning are also included
8. Stakeholder consultation workshop for the	Same	<ul style="list-style-type: none"> - Give particular importance to the issue of artisanal mining in the area; - Deepen the reflections on the problem of wood energy and 	<ul style="list-style-type: none"> -Component 3 of Program 2 focuses on mines;

Cameroon's Forest Investment Plan

<p>IP in the Guinea April 12-13, 2017 at the Adamaoua Hotel in Ngaoundéré</p>		<p>emphasize awareness issues in the light of cultural constraints; -Encourage the creation of community forests; -Support the structuring of actors in the agro-sylvo-pastoral field and the mapping of spaces.</p>	<p>-Awareness raising is a priority in this program, given the cultural constraints associated with the use of wood energy and the structuring of actors for community initiatives</p>
<p>Second MDB Joint Mission May 15-26, 2017</p>	<p>To support Cameroon in its preparation of the Investment Plan and to discuss with all stakeholders the identified investment priorities and the final list of projects for which financing is envisaged. Specifically, they were to:</p> <ul style="list-style-type: none"> - Discuss and validate the proposed FIP Investment Plan proposed by the Government; - Conduct more in-depth discussions with all stakeholders; - Ensure the complementarity and synergy between the IP of the FIP in line with the national REDD + strategy of Cameroon; - Establish and / or strengthen the fundraising strategy; - Agree on a final action plan 	<p>For administrations</p> <ul style="list-style-type: none"> -Integrate the costs of implementing activities; -Define the innovative nature of the proposed programs and projects, their emission reduction potential and the resulting co-benefits; -Involve the private sector throughout the process; -Promote gender mainstreaming; -Justify the proposed actions by statistical data; - consider the improvement of the living conditions of the populations; -Build the capacity of indigenous peoples and local populations; -Capitalize on existing initiatives at the level of the actors (administrations, civil society, TFPs, etc.); the consideration of wildlife in sustainable forest management; -Take into consideration the transition zones to anticipate the management of conflicts between farmers and herders; -Strengthen inters sectoral cooperation; - Ensure coherence of the IP with the National Determined 	<p>-An identification of three (03) programs was made on the basis of identified high pressure areas, existing initiatives and NDC guidance;</p> <p>-Each program was developed with a budget,</p> <p>For each program the potential co-benefits, the implementing partners were identified;</p> <p>The programs include capacity-building activities for indigenous peoples and local populations through sensitization activities, support for structuring, support for the development</p>

Cameroon's Forest Investment Plan

	<p>to finalize the IP before submission to the FIP subcommittee.</p>	<p>Contributions (NDC):</p> <ul style="list-style-type: none"> -Promote legality in the marketing of timber; For technical and financial partners - Taking into account future trends in deforestation and forest degradation to better identify areas of high pressure; -Integration of a program of sectoral reforms (low carbon, land, land use planning, etc.) into the IP; - Ensure that capacity building is taken into account in all programs and projects identified in the IP; - Clarify the strategic "mining / infrastructure" option in the IP; - Involve the private sector (SODECAO, HEVECAM, Palm oil, SODECOTON, etc.) in the REDD + process; -Encourage coherence of government initiatives (Secure Forest Permanent Project, Cameroon South-East Emissions Reduction Program, Timber Value Chain, etc.) with the various programs and projects proposed in the IP. For civil society organizations -Take into account the sustainability of the reforestation initiatives already initiated by the actors; -Consider gender aspects in the investment plan; -Capitalize on community forestry experiences; -Promote small business, rural and community entrepreneurship; -Consider decentralization into account in the investment plan and in the institutional framework; -Consider mangrove issues and the integration of affected areas into IP areas. For local communities and Indigenous Peoples 	<p>of value chains and incentives not only for activities but also for facilitating access to land for vulnerable groups such as women and IPs</p>
--	--	--	--

Cameroon's Forest Investment Plan

		<ul style="list-style-type: none"> - Take into account issues of conflict management between farmers and livestock herders; - Valorise endogenous knowledge and the preservation of cultural sites; - Sensitize traditional leaders on land tenure rights of indigenous peoples and especially women; - Promote the management of human-animal conflicts (damage caused by elephants around protected areas); - Include religious leaders as opinion leaders in the process; - Capitalize on existing experiences in the exploitation and processing of non-timber forest products; - Integrate beekeeping and agro-forestry into proposed programs and projects; - Integrate research dimension into proposed programs and projects; - Include women in the sharing of benefits; - Sedentarization of indigenous peoples through the development of low-carbon agriculture; - Strengthening local governance to limit illegal logging and incivility; - Rehabilitation of the zones of exploitation after use (mines, forest exploitation, etc). 	
<p>9. Validation workshop of the IP from July 4 to 5, 2017 at the Ebolowa Ranch hotel.</p>	<p>Consolidate and validate the IP in a concerted manner. Specifically, they were to:</p> <ul style="list-style-type: none"> - Present the Cameroon PIF document to all stakeholders; - Review and consolidate 	<ul style="list-style-type: none"> - Base analyses on the use of data; - Clarify the role of ONACC; - Make land issues clearer; - Improve the indicators proposed in the document; - Add cross-cutting gender issues; 	<ul style="list-style-type: none"> - Additional information on statistical data and indicators has been provided; - ONACC is responsible for monitoring emission reductions according to IPCC and UNFCCC

Cameroon's Forest Investment Plan

	<p>proposed programs / projects, co-benefits, and financing plan, forms of collaboration between stakeholders in the implementation of the said IP;</p> <p>-Initiate reflections on the financing of IP</p>	<p>-Further information on the risk assessments section should be included;</p> <p>-Consolidate the analyses of the proposed programmes.</p>	<p>guidelines;</p> <p>-A specific focus on improving access to land for vulnerable groups was proposed in Program 1;</p> <p>-The Gender Working Group of the REDD+ Platform and Climate Change was mobilized with its experts to ensure gender mainstreaming in the IP</p>
<p>10. 7th Session of the REDD + Steering Committee held on September 27, 2017</p>	<p>Presentation of the IP to COPIL members</p>	<p>Ensure ownership of the IP beyond the Steering Committee to other stakeholders.</p>	<p>The document will be posted on the MINEPDED and REDD+ TS websites for all stakeholders and will be shared at meetings with the inter-sectoral working group, TFPs and CSOs.</p>

Following these stakeholder consultations, the various stakeholders recommended three priority programmes for the Cameroon's Forest Investment Plan, namely:

Intervention Programme N^o. 1: Reducing emissions related to deforestation and forest degradation in the Southern humid forested plateau;

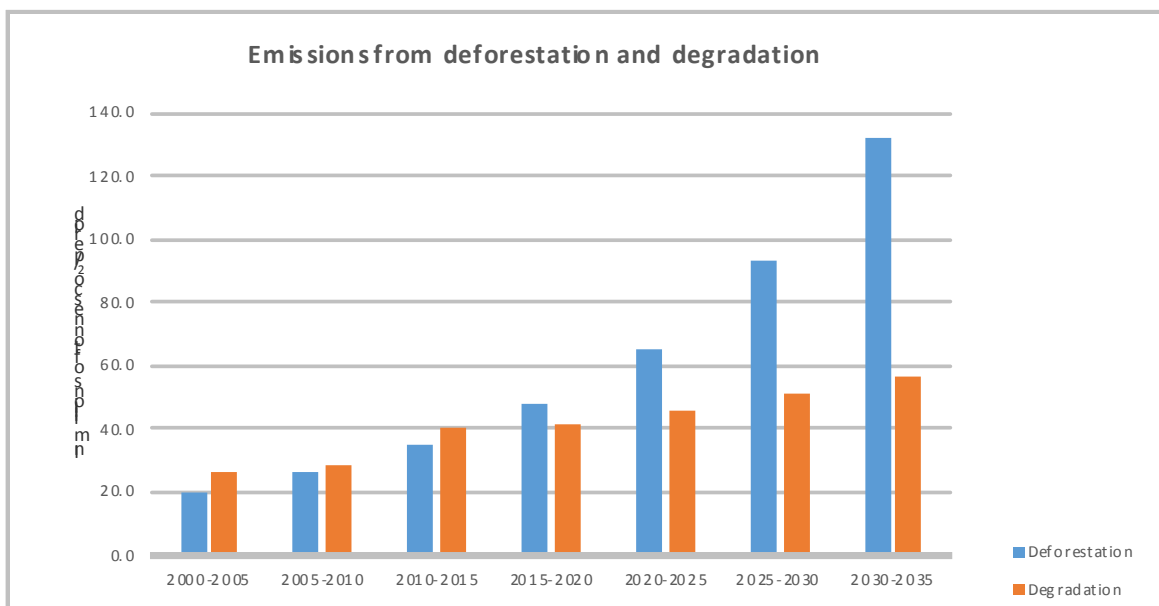
Intervention Programme N^o. 2: Resilience and adaptation to climate change in the Wooded lands of Northern Cameroon;

Intervention Programme N^o. 3: Integrated management of catchment areas in the Western highlands.

These programs will be implemented through processes that identify and address factors of marginalization and vulnerability, strengthen inclusive leadership, decision-making and benefit sharing, while harnessing the strengths and contributions of all members of the society to address critical forest conservation challenges.

2. IDENTIFYING POSSIBILITIES OF REDUCING GREENHOUSE GASES (GHG) EMISSIONS

Cameroon’s second national communication of 2015 indicated that most GHG were dominated by absorption compared to emission (MINEPDED, 2015). Cameroon is a carbon sink and therefore is classified among non-emitter countries. Absorptions stood at 76,582 Gg of CO₂ compared to emissions of 2,990 Gg of CO₂, including 473 Gg of CH₄ and 54 Gg of N₂O as direct emissions, and 4824 Gg of CO₂, 192 Gg of COVNM, 109 Gg of NO_x and 8 Gg of SO_x indirect emissions (MINEPDED, 2015). Cameroon had an absorption capacity of about 46.983 Gg CO₂Eq in 2000. Indeed, GHG emissions (excluding LULUCF) are estimated at 29.571 GgEq CO₂. The inclusion of LULUCF sector will increase emissions to 29.599 GgCO₂Eq and absorptions to 76.582 Gg CO₂eq (-76.582 Gg CO₂) Eq, corresponding to a net absorption of 46,983 Gg CO₂eq (-46 983 Gg CO₂Eq) as shown in figure 13.



Sources: MINEPDED (2017)

Figure 13: Reducing Emissions from Deforestation and forest Degradation

2.1 - Opportunities for reducing emissions caused by deforestation and forest degradation

By 2030, if Cameroon remain in a context of 'Business as usual', forest emissions will double to 164,600 GgCO₂. By 2035, forests emissions reference level will be 85 million CO₂ per year for AEZ 5 and 41 million tonnes of CO₂ per year. Projections show that in the future, AEZ 1 and 2 will experience an exponential increase in their CO₂ emissions. This implies that efforts must be made to reduce this contribution in the forest sector that will increase with the advent of development projects, large-scale investments, fuel wood demand and grants of agro-industrial concessions, mining and forestry. These efforts have to be made through the implementation of REDD+ strategic options.

REDD+ strategic options are made up of a series of interventions (packages) that should be implemented in a harmonised way in order to improve the management of lands and forests and develop agricultural and forest value chains. Two categories of strategic options are proposed in relation to the R-PP: cross-sectorial strategic options (political and institutional) and sectorial strategic options (Investment options). In addition to these 2 preceding strategic options, it is important to develop specific interventions for production sectors identified as main DD drivers.

The idea is to work based on 'REDD+ Integrated Programmes' including several cross-sectorial and sectorial interventions in order to increase productivity and sustainability of production sectors. There are various levels of interventions: national, sub-national (jurisdictional) through districts or district groupings and local levels to commit individual land and forest users.

2.2. Cross-Sectorial Options

Cross-sectorial options concern governance issues, improvement of land management, strengthening tenure security, **increasing gender and social equity**, Payment of Environmental Services (PES) and financing its implementation. It also addresses the underlying causes of deforestation and forest degradation.

- Governance and national implementation: it aims at achieving coherence (alignment) between economic development policies and sectorial strategies and the REDD+ strategy; framing incentives to encourage private sector in 'zero deforestation' practices; improving stakeholders' participation in decision-making relating to land use. The on-going reforms of the Forest Code and Land Law offer unique opportunities to strengthen the legal framework and therefore create optimal conditions for implementing REDD+ while developing national economy.
- Improved land management and reinforcement of land tenure will be implemented at the national, regional and district levels. At the national level, it intends to strengthen and promote a national political framework and ensure an optimal planning of land use in forest landscapes. At the regional level, it aims at an optimal planning of land use in forests landscapes. Lastly at the district level, it entails supporting districts in planning a decentralised development of land and forest landscapes.
- **Gender and social equity aims at ensuring that the needs and priorities of men and**

women of different socio-economic groups are identified and addressed throughout the conception, implementation and monitoring and evaluation phases. The gender and social equity focus aims to achieve balanced decision-making, leadership and benefit distribution, while harnessing the strengths and contributions of all members of society to address critical forest conservation challenges.

- The Payment of Environmental Services targets the jurisdictional level, collective lands, family and individual holdings. Its objective will be to encourage /compensate forest conservation and carbon stocks in districts, village lands, family and individual farms.
- Financing of the implementation: the bulk of REDD+ funds coming from sponsors like Forest Carbon Partnership Facility is referred to as catalytic funding to implement REDD+ framework conditions or provide performance-based payments. As regards the latter, it is important to understand that these payments come after the initial investment that reduces DD. It is therefore vital to raise funds that will fill up the financial gap between the catalytic phase and that of performance-based payments. Thus, the private sector is well placed to fill up the gap and invest, for example by increasing agricultural productivity before performance-based payments (in terms of reducing deforestation) are made. In this context, the definition of private sector is broad; it includes small and large-scale agricultural producers, buyers of raw materials (for example Cargill or CDC) and banks, or private investors.

2.3. Sectorial Options

Investment options are grouped according to sectors (infrastructure, mining, agriculture and forestry) with a great impact on the forest; either in the Permanent Forest Estate or in the Non-Permanent Forest Estate. As concerns productive sectors (agriculture, forestry), strategic options described include many value chains. Each value chain and its respective production system require interventions or well-defined investments.

- Interventions in the infrastructure sector implemented both at the national and sub-national level, aim to integrate environmental criteria in a bid to reduce impacts on the forest during infrastructure development.
- The mining sector will also be implemented at the national and sub-national levels and its objective will consist in reducing mining investment footprints and investors will conceive systems of compensation in mining projects in order to mitigate unavoidable damages (zero net loss/ zero emissions).
- In the agricultural sector, interventions will be made in large, medium and small-scale holdings and at the national, sub-national and rural levels. The objective here is to raise productivity in a sustainable way by increasing yield, reducing cost, and increasing profit for farmers who invest in sustainable intensification while avoiding deforestation by increasing yields within the same space.
- Interventions in the forest sector will target the national level in order to improve governance, traceability and control of the sector (FLEGT), make Small and Medium Forest Enterprises (SMFE) activities sustainable and formalise the informal sector, modernize processing abilities, organize and make the wood energy sub-sector profitable.

In addition to preceding interventions in Cameroon, there are many development units in which the approach to forest landscapes may serve as measurement to increase land productivity by integrating agro-forestry. The objective is to increase the forest sector's economic value by diversifying the sector and establishing a synergy with other sectors towards multiple-use forest landscapes, expand sustainable management to Non-Permanent Forest Estate in a 'multiple-use productive forest landscape' approach with a rational and integrated landscape planning, restore forest landscapes and increase the production of primary and secondary forest products outside forest plantations.

2.4. Specific interventions for main production sectors

Specific sectorial interventions are proposed in a bid to better understand the motivations of agents, as well as markets, but also to provide details that will help tackle the issue from the source in order to reduce deforestation and forest degradation trends.

- Wood Energy: formalising the wood energy sector, promoting sustainable production of wood energy, efficient wood processing and use of wood waste, and reducing demand in fuel wood.
- Cocoa: participatory elaboration and adoption of measures and strategies to promote and develop "climate smart cocoa" "certification" systems (or the strengthening of existing systems); Local Plan for Sustainable Regional Development (PLADDT); secure tenure; extend cocoa agroforests for an intensive cocoa production sector; popularize sustainable cocoa intensification techniques; provide support to the development of green cocoa by implementing the PES system; promote and distribute varieties of improved seeds; optimise soil knowledge and prescription of manure and agrochemicals; restore former cocoa farms and establish new plantations in cleared areas; build producers' capacities with regard to fermentation and drying of cocoa beans.
- Cotton: Settle cotton producers, apply integrated approach to cotton growing.
- Rubber: Land use planning in order to better locate rubber plantation expansion projects, competitive and public concessions are awarded to investors "managers" committed to eradicating deforestation and incentives given to maximise production per hectare, improve standards of environmental and social impacts studies in order to reduce negative impacts on projects, carry out public research to better target clone sites to produce maximum surface areas yields, adopt sustainable rubber production norms at the national level through a multi-stakeholder and controlled process adhering to sustainable criteria, encourage small-scale production in rubber companies as part of an agro-forestry system that increases carbon stocks in farms, supply fuel wood and ensure better profitability of farms.
- Corn: raising awareness and providing fertilising tree species like *Grevillea robusta* to small farmers, putting in place agroforestry incentive policies, training people on agroforestry techniques at the local level, giving priority to the expansion of corn farming in non-wooded areas, on the basis of participative land use planning, encouraging small-scale farmers, promoting sustainable agro-industry trade, training and sensitizing small producers on techniques to increase corn productivity, and promoting small-scale irrigation systems.

- Millet/sorghum: Supporting the creation and functioning of an improved seed's production and distribution system, technical training of seed stakeholder guides; improving and disseminating innovations on seeding dates and use of natural sorghum, bio-efficiency test of natural extracts.
- Cassava: Restraining cassava farming in degraded and fallow areas, expansion of improved varieties, planting materials processing techniques and good farming practices.
- Industrial oil palm: Encouraging palm grove renewal by using high quality seeds, imposing a tax on forest conversion, ensuring legality of wood gotten from plantation conversion, capacity building activities in the sector in order to better understand and apply the concept of sustainability therein harmonising the legal and institutional framework that applies to the sector.
- Small-scale oil palm plantations: Sustainable management of palm oil plantations, RSPO Certification, organisation of small producers in the oil palm sector improving productivity of artisanal presses.
- Plantain production: Organisation of economic information systems on the plantain sector in order to ease decision-making, improving durability of farming systems within family businesses and Small and Medium Agricultural Enterprises based on agroecological areas, developing products from processing plantains through the promotion of conservation technologies to avoid post-harvest loss, training stakeholders in the sector on market dynamics and products trading (prices and transformation processes), extension of new plantain farms on former fallows and humid savannah zones.
- Forest plantations: Defining a proactive and inclusive policy with regard to reforestation and "artificial" forest regeneration, coordinating efforts and establishing synergies of actions, coordinating the development of plantations and regeneration, promoting sustainable management of plantations, processing, development and marketing of plantation products and by-products.
- Forest-Timber Sector: Supporting FLEGT process, reinforcing public forest institutions, build strategic partnerships, formalising the informal wood sector, modernising processing capacities, expanding sustainable management of forest in the informal sector, continuing progress relating to forest sustainable management in commercial logging concessions.

2.5. Carbon Emission Mitigation Potential

Mitigation potential refers to the reduction of carbon loss or the sequestration of carbon resulting in the implementation of better forest and land management practices for each of the respective production sectors.

- Oil palm: A better management will reduce forest land loss due to palm oil production, as such enabling the conservation of about 33,700 ha of forest between 2018 and 2035 corresponding to 14.96 MtCO_{2e}.
- Cocoa: A better management is intended to reduce degraded forest portions due to cocoa production, as such conserving 199,000 ha of forest representing a mitigation of 67.62 MtCO_{2e}.

- Corn: Sustainable intensification will reduce expansion, assuming it will reduce deforestation of 149,750 hectares between 2015 and 2035 in the REDD+ process compared with the BAU scenario – hence a mitigation of 36 MtCO_{2e}.
- Forestry: Mitigation of carbon emissions is deduced from the reduction of wood extraction per extracted wood in reduced impact logging (RIL) compared to the extraction of conventional wood. RIL is applied on a total of 13.8 million m³ collected in 2035. Supposing an average extraction rate of 0.28 m³ per ha from a forest concession rotating after 35 years, it may correspond to a total forest concession surface area of 10.8 million ha in 2035. This option will correspond to a mitigation of 16.47 MtCO_{2e}. Other GHG reduction opportunities in the forest sector include efficiency in wood processing and maximum exploitation of scraps from sawmills and various forest products.

3. POLICY AND REGULATORY FRAMEWORK ON CLIMATE CHANGE

3.1. International Framework

Due to sustainable development requirements, the concern for future generations and the importance of forests to human kind, the Cameroonian legislators have designed instruments to protect the environment and its living species, which are vital to human survival. The Cameroonian Government strongly adheres to International Conventions on the protection of nature in general and climate change in particular. These instruments include: the Convention relating to the Protection of World Cultural and Natural Heritage (Paris, 1972), Convention on Biodiversity (Rio 92) which entered into force as from 1994, United Nations Framework Convention on Climate Change which entered into force the same year, 1973 Washington Convention on International Trade in Endangered Species of Wild Fauna and Flora (CITES) entered into force in 2005, 1994 Convention to Combat Desertification particularly in Africa, Ramsar Convention of 1971, Convention on the Ozone Layer Protection (Vienna, 1985), Chlorofluorocarbon Control Protocol (Montreal, 1978), Statement of Forest Principles and Paris Agreement (2015), Sustainable Development Goal 5, 13 and 15, Convention on the Elimination of All Forms of Discrimination against Women (CEDAW), the Beijing Declaration and Platform for Action, United Nations Declaration on the Rights of Indigenous Peoples, Protocol to the African Charter on Human and Peoples' Rights on the Rights of Women in Africa

At the sub-regional level, there are the 2005 Brazzaville Treaty, which entered into force in 2006, Agreement on Joint Regulations for Fauna and Flora on the Lake Chad Basin, Agreement for Cooperation and Consultation between Central African States for the Conservation of Wild Fauna and Convention on the Conservation of Nature and Natural Resources (Alger, 1968) etc. It is necessary to indicate that Cameroon has adhered to and ratified all these Treaties, Agreements and Conventions. Table 6 below presents the conventions and the respective year of the Cameroonian Government's adherence.

Table 6 : Conventions and Government's year of adherence

Convention	Adoption	Signature /Adherence
Declaration of Acceptance of the Obligations Contained in the United Nations Charter - Admission of States to Membership in the United Nations in accordance with Article 4 of the Charter	24 October 1945	20 September 1960 (Adoption)
Rio Declaration on Environment and Development	June 1992	
UNFCCC	09 May 1994	14 June 1994
Kyoto Protocol	11 December 1997	23 July 2002
Paris Agreement	12 December 2015	22 April 2016
Vienna Convention for the Protection of the Ozone Layer	22 March 1985	30 August 1989
Sustainable Development Goals	2016	
CEDAW	Décembre 1979	23 août 1994
Beijing Declaration and Platform for Action	1995	
United Nations Declaration on the Rights of Indigenous Peoples	2007	2009
Protocol to the African Charter on Human and Peoples' Rights on the Rights of Women in Africa	2003	
Stockholm Convention on Persistent Organic Pollutants	22 May 2001	05 October 2001
Convention on biological diversity	05 June 1992	14 June 1992
Montreal Protocol on Substances that Deplete the Ozone Layer	16 September 1987	30 August 1989
Kigali Agreement on Hydrofluorocarbons reduction HFC (Kigali amendment to the Montreal Protocol.)	October 2016	October 2016
United Nations Convention to Combat Desertification in Countries Experiencing Serious Drought and/or Desertification, particularly in Africa	14 October 1994	14 October 1994
Cartagena Protocol on the prevention of biotechnological risks to the Convention on Biodiversity		09 February 2001
Paris Agreement	December 2015	22 April 2016

3.2. National Context: regulatory framework

Long inspired by texts inherited from colonization, Cameroon's national environmental protection legislation has developed significantly since Cameroon's participation in the United Nations Conference on Environment and Development which held in Rio de Janeiro in 1992. The national normative development was reflected in the proliferation of internal

regulatory and legal instruments regarding the protection and conservation of the forest. This was materialised by the growing tendency of public authorities to recourse to the law as an instrument in fighting against the various forms of environmental degradation. The legal and regulatory frameworks concerning the protection of natural resources are relatively large; beside the few legal documents in this sector, there are many regulatory instruments and other specific instruments, which equally aim at conserving natural resources as well as protecting the rights of women and indigenous peoples.

3.2.1. Forest Policies and Laws

Cameroon's political and strategic vision relating to forest management has changed several times since the colonial period and independence. After the first laws in the 80s, a forest policy was developed in 1993 followed by the enactment of Law No. 94/01 of 20 January 1994 relative to the forest, wildlife and fishery regime in Cameroon, supplemented by Ordinance N°. 99/001 of 31 August 1999. The implementation of this law was supported by a range of instruments, the most significant of which are: Decree N°. 95-531/PM of 23 August 1995 laying down requirements for the implementation of the forest regime; Decree No. 2000/092/PM of 27 March 2000 amending Decree N°. 95-531/PM of 23 August 1995 laying down requirements for the implementation of the forest regime; Decree N°. 95-466/PM of 20 July 1995 laying down requirements for the implementation of the wildlife regime; Decree N°. 95-678/PM of 18 December 1995 establishing the indicative framework for land use in the southern forest area and Decree N°. 98/009/PM of 23 January 1998 setting the basis and modalities of collecting duties, royalties and taxes relative to forestry activities.

The forestry law aims to promote integrated management, ensure conservation and sustained use of resources as well as various ecosystems. It contains a wide range of terms including: participatory forest management; nature and biodiversity conservation; sustainable forest management; community forestry; development of compensation mechanisms, logging allocation for the benefit of riparian communities, districts and the state; maintenance of user rights and customary rights of riparian communities.

3.2.2. Environmental Policies and Laws

Sustainable environmental management is based on Law N°. 96/12 of 5 August 1996 establishing a framework law on environmental management. It is the main reference framework for implementing the sustainable development and environmental protection policy in Cameroon and its enabling instruments.

The government's vision is operationalized by instruments subsequent to the framework legislation as well as sectorial laws. This includes: Law N°. 89/027 of 29 December 1989 relative to toxic and hazardous waste, of Decree 2013/0065/PM of 13 January 2013 laying down rules for conducting environmental and social impact assessment; of Decree N°. 2013/0066/PM of 13 January 2013 laying down requirements for conducting environmental and social audit; of Decree N°. 2001/718/PM of 3 September 2001 relative to the organisation and functioning of the Inter-ministerial Committee for the Environment, amended by Decree 2006/1577/PM of 11 September 2006; of the Prime Minister's Decrees of 23 August 2011

relative to the control of hazardous and noxious substances, noise and odour nuisance; laying down requirements for atmospheric, soil and underground protection, the list of harmful or dangerous substances and the regime for discharging them into continental waters; and of Decree N°. 2012/2809/PM of 26 September 2012 laying down provisions for the sorting, collection, storage, transportation, recovery, recycling, treatment and waste disposal. The implementation of environmental policies and laws is a sustainable forest management provision in that their exploitation is subject to an environmental assessment and to the respect of management principles. As such, the quality of environmental law is the result of governance, whose poor structuring is an indirect factor of deforestation and forest degradation.

The Ministry of Environment, Protection of Nature and Sustainable Development (MINEPDED), is in charge of developing and implementing the environmental policy in Cameroon.

3.2.3. Policies and Laws on Agriculture

The Ministry of Agriculture and Rural Development (MINADER) is in charge of the agricultural policy in Cameroon. The country has had since 2015, a National Agriculture Investment Plan (NAIP) for 2014-2020. The NAIP is the agricultural subsector programme of the National Rural Sector Development Strategy (SNDSR).

The NAIP aims at second-generation agriculture in order to increase the agricultural growth rate by at least 10% by 2020, for a cost estimated to CFA Francs 3 351 billion. Four thematic areas are involved: (1) developing the production sector and improving food security and nutrition; (2) modernizing production infrastructure in rural areas and improving access to funding; (3) sustainable management and use of natural resources; (4) governance and institutional development. A set of incentive measures particularly relative to fiscal exemptions in the 2017 financial year were introduced in order to improve the agricultural sector.

3.2.4. Policies and laws on energy

The energy sector in Cameroon is mainly regulated by Law N°. 2011/022 of 14 December 2011 regulating the electricity sector. Within the framework of promoting solar and wind energy, the 2013 tax legislation and Directive N°. 07/11-UEAC-028-CM-22 provided for a VAT exemption on imports of their exploitation materials and equipment. Cameroon's vision is to double the amount of energy produced by moving from an average energy consumption of 27.7 per unit of GDP in 2005-2007 to 45.0 % in 2035. The main sources for producing electricity here are hydroelectricity and gas. The country however intends to maximize its potential in renewable energy. For that purpose, NDC intends that 25% of renewable energy used in producing electricity should be generated from a source alternative to the large-scale hydropower. It also has as priority the supply of electricity to remote rural areas. Energy efficiency is henceforth a national priority. The wood energy sector is not being adequately brought into the mainstream of Cameroon's legal framework.

3.2.5. Policies and laws on mines

Law N°. 2016/017 of 14 December 2016 concerning the amended Mining Code and Law N°. 99-013 of 22 December 1999, on the oil code, regulate the exploration and development of mineral and oil resources so as to promote the economic and social development of the country. In 2005, Cameroon became firmly committed to the Extractive Industries Transparency Initiative (EITI). It has been a "Compliant country" there since 2013. Cameroon is equally a member of the "Kimberley Process" since 2012.

3.2.6. Land tenure

Policies regulating land tenure in Cameroon aim to determine methods of land use, terms of devolution, of use of property, of loss and/ or of loss compensation. Land tenure in Cameroon is regulated by ordinances 74/1 and 74/2 of 6 July 1974 on land tenure. These instruments divide land into three large sectors: public, private and national sectors. In view of this distinction, the law applicable differ from one sector to the other. The implementation of land tenure enshrined in ordinances of 1974 call on a range of enabling instruments. It mainly concerns the 27 April decree laying down management requirements of the national sector, Law N°. 85/09 of 4 July 1985 relative to expropriation on the basis of public utility and terms of compensation, Decree N°. 2003/418/PM of 25 February 2003 establishing compensation tariffs to be allocated to landlords victims of destruction on the basis of public utility growing, growing trees and Decree N°. 00832/Y/15/1/MINUH/D setting the basis of calculating the market value of the constructions expropriated on the basis of public utility. Beyond the enabling instruments, its application also solicits Decree N°. 2013/0171 /PM of February 2013 laying down requirements for carrying out international environmental, social and strategic impact studies which are conducted by projects whose investment have an impact on land tenure and mobilizes international financial and/or development cooperation institutions.

3.2.7. Regional development policies and laws

The implementation of regional development policy is backed by specific regulations whose implementation border around some segments of public action. This includes Decree N°. 77/193 of 23 June 1977 to establish the Urban and Rural Lands Development and Equipment Authority; Decree No. 79-189 of 17 May 1979 to lay down rules and regulations governing the demarcation of urban centres boundaries; Decree N°. 79-194 of 19 May 1979 to lay down rules governing the creation of layouts; Decree N°. 81-185 of 4 May 1981 to lay down rules governing the creation of special layouts by the urban and rural lands development and Equipment Authority (MAETUR) and Decree N°. 79-PM of 10 July 1981 to lay down conditions for allocating plots of special layouts.

The orientation of regional development policy influences land and natural resources management policies and strategies. Although the national land use planning for sustainable development (SNADDT) whose adoption shall trigger the implementation of the 2011 policy is not yet defined, it is undeniable that strategic choices operated shall have a bearing on forestry policies and incidentally, on modalities of sustainable development. For this reason, the development of infrastructure, agricultural activities and logging, recognised as the direct causes of deforestation and forest degradation in the Congo Basin, depends on the orientation

of land use policy of territories in the SNADDT. Likewise, an inadequate or approximate planning shall have negative consequences on the sustainability of the sector approaches. The National Land use Planning for Sustainable Development (Schema National d'Aménagement et le Développement Durable du Territoire- SNADDT) is in fact in its second phase of elaboration. The first phase has identified and zoned the entire territory according to resources and development potentials. The second phase proceeded in the production of an indicative national land use plan. Currently, regional land use plans are being developed but the ultimate goal shall be the production of local councils land use plans.

The current investment plan could become a bolster to the elaboration of local councils land use plans. This initiative is already encouraged by the by the National Participative Programme for Local Development (PNDP). The active participation and inclusion of Vulnerable communities such as women and indigenous peoples is easily taken care off when such planning is brought down to the lowest level within the communities.

3.3. Orientations for improving governance framework conducive to the implementation of the investment plan

In order to efficiently implement REDD+, Cameroon's government, within the framework of its REDD+ national strategy has proposed a political and strategic orientation. Based on this, the government will:

- Reform sector-based policies and laws indispensable to the efficient implementation of REDD+ in Cameroon, stabilize and ensure continuity and refine the present governance architecture of the country, in order to devote the acquired skills to the Ministries in charge of land management and management of natural resources;
- Strengthen cross-sector coordination in land use and management of natural resources.
- Strengthen the REDD+ steering committee so as to ensure the respect of public action consistency, of the vision and efficient coordination of the process;
- Adopt a specific law regularizing access to information in order to eliminate ambiguity on subjects of public interest and bridge the gap presently observed in access to information on the allocation of land use title and resources, exploitation of natural resources and public information;
- Harmonize and bring policies and laws on land use and management of natural resources in line with each other and in line with international agreements on gender and social equity (CEDAW, FPIC).
- Institutionalize conflict management related to allocations and use of land and natural resources;
- Integrate REDD+ in policies and laws of the sectors involved.

3.4. Orientations for ensuring gender and social equity in the implementation of the forest investment plan

The National Gender Policy Document is an instrument of development based on the

principles of human rights, social justice, equality between women and men and democracy. Its implementation will contribute to reducing gender inequalities for sustainable development. Forests provide vital resources to the communities that depend on them. When forest communities have control over forest resources, they can prevent their destruction by third parties. Women and Indigenous Peoples are significant users of forests. Full and effective consultation and the integration of the rights and interests of women, Indigenous Peoples and local communities throughout the REDD+ process is a strategy to ensure equal access and control to women and resources for pilot activities. For the effective implementation of the FIP, the Government will ensure:

- Investigate and address barriers to women's equal rights and access to natural resources and engagement in decision making about those resources
- Respect and effective implementation of the FPIC;
- An enabling environment for equality between women and men is created;
- Gender approach is a strategy for sustainable and equal development;
- Access to benefits for women, indigenous peoples, local communities in general;
- The design, implementation, monitoring and evaluation of REDD+ initiatives have clear articulation of the benefits to women and women's contributions and enforcement measures and guarantee these benefits are both protected and sent to their recipients;
- Negative impacts of REDD + initiatives on women's rights are avoided or limited;
- Involvement of women and IP's in all REDD+ activities;
- Rights of women to land and forest ownership are secured;
- An equitable distribution of benefits from REDD+.

4. COLLABORATION BETWEEN MULTILATERAL DEVELOPMENT BANKS AND OTHER DEVELOPMENT PARTNERS

4.1. Collaboration between banks and development partners

In Cameroon, many stakeholders are involved in the REDD+ process. The stakeholder mapping presents CSOs, the media, Parliaments, indigenous peoples, private sector, public administration, research institutions, technical partners and multilateral development banks. Among other things, they have to guide the process, support Cameroon in international lobbying and advocacy in mobilization and provision of funding. Since the beginning of the process, Cameroon works closely with the MDBs. In some cases, these banks fund directly, but at times, they are associated with interested partners in order to develop projects. Within the Forest Investment Plan elaboration process, banks directly involved are IBRD/World Bank through the support of the Forest Carbon Partnership Facility (FCPF) whose funding serves in preparing the REDD+, FIP and CAFI. Also, worth noting is the active presence of the African Development Bank (AfDB), German Development Bank (KfW) through the Investment fund for climate change activities, French cooperation represented by the French Development Agency (AFD) in the fight against climate change through the Debt Reduction and Development Contracts (C2D).

Within the framework of the IP process, the World Bank and African Development Bank play a vital role in the management and financing of activities. Since the financing of the RPP, the Forest Carbon Partnership Facilities (FCPF) has remained technical and financial partner by providing funds and ad hoc technical support. Hence, two direct support: that of the World Bank (FCPF) of USD 3.6 million and that of the German Development Bank (KfW) through the Forest and Environment Sector Programme (FESP). An investment fund of CFA Francs 1.8 billion was granted for drafting the REDD+ national strategy. In addition, some technical and financial partners (TFP) brought support through the implementation of compliance activities with REDD+ readiness preparation programme (RPP). Additional funding is mobilized such as the funding of the Forest Investment Programme (FIP), Central Africa Forest Initiative (CAFI) and World Bank Carbon Financing.

The REDD+ process also benefited from the support of partners such as the International Union for Conservation of Nature (IUCN) which focused on the REDD+ social framework (integration of women and indigenous peoples, participation of every stakeholder, capacity building of stakeholders) support from institutions, structuring of civil society, improvement of communication and key technical studies (notably governance, analysis of mechanisms for sharing benefits, factors of deforestation and forest degradation) etc. Within the framework of IP readiness, IUCN in collaboration with WWF and GIZ, financed the workshop on development of the yearly work plan budgeted to monitor the drafting of the National Investment Plan document for REDD+ Cameroon.

4.2. Brief description of the involvement of multilateral banks and technical and financial partners in Cameroon

In Cameroon, the Investment Plan shall be implemented within the framework of a broad based institutional framework, wherein many technical and financial partners (TFPs) have supported and continue to support the government in defining and implementing forestry initiatives. National strategies implemented by the government in the Forest and Environment Sector Programme (FESP) falls within a global framework of poverty reduction and Growth and Employment Strategy Paper (GESP 2010-2020), which is part of the implementation of 'Cameroon's 2035 Vision' are taken into account by the Investment Plan.

Generally speaking, TFP coordinate their activities through various collaboration frameworks and platforms, notably the coordinating circle of partners of the Ministry of Forests and Wildlife (CCPM) and thematic groups, whose leader is the World Bank (in partnership with the French and the German Development Cooperation). MDBs and other TFPs largely support Cameroon's social, economic and environmental development policies. High on the list are technical partners such as the United Nations Development Programme (UNDP), US Forest Service (USFS), FAO, JICA GIZ, WCS WWF, research institutes (CIRAD, CIFOR, ICRAF, IRD, IITA), institutional partners such as COMIFAC, OFAC and OSFAC.

As regards rural development, all donors adhere to the objectives and agreements concluded in Paris in 2005 (Paris Declaration) aiming to a better coordination and harmonization of their support to development and this particularly on the programme's approach developed by the implementation of the Growth and Employment Strategy Paper (GESP). In the more specific

framework of natural resources management, the World Bank intervenes through multiple projects. It planned to invest in Cameroon according to a five-year plan called the Country Partnership Framework with Cameroon (CPF) for the year 2017-2021. This joint strategy of the World Bank Group brings together the International Bank for Reconstruction and Development (IBRD), International Development Association (IDA), International Finance Corporation (IFC) and Multilateral Investment Guarantee Agency (MIGA). After a quite exhaustive diagnosis, the new framework tackles the spiral of poverty in the rural area, particularly in the northern regions, promotes infrastructure development and private sector and improves governance. The energy, transport, agriculture, ICT, health and education sectors are the aspects targeted in this strategy while the IFC focuses on the industrial sector on which it is committed to increase access to finance.

Concerning social protection, the World Bank is presently financing a project concerning capacity building of the 'safety net' system to respond to crises. The latter aims to combine food security and a 'safety net' programme for the poorest communities most vulnerable to climate and environment crisis (including those who live in forest margins and woodland and who depend essentially on forest resources derived products).

The WB is presently financing the Agriculture Investment and Market Development Project (PIDMA) in production areas with high agricultural potential in the 5 agro-ecological zones and touches the 10 regions of the country in 14 districts. The aim of this project being to contribute in the processing of agricultural substances such as cassava, maize and sorghum characterized by low productivity, in a commercial agriculture with competitive value supply chains in the 5 agro-ecological regions of Cameroon. PIDMA's overall budget is USD 166.9 million of which 100 million is from IDA/WB (International Development Association), 10.9 million from cooperatives, USD 40.6 million from local financial institutions, 12.4 million from Cameroon's Government and 3 million from the « Professional Human Resource Development » (PHRD).

The domain of infrastructure development (ports and dams), roads and social infrastructure is equally financed by the World Bank Group. Over \$US 644 million are presently committed in the energy, transport, health and education projects in Cameroon. The World Bank is presently handling a portfolio which comprises two IBRD operations and 13 IDA projects for the total amount of \$US 1.4 billion. IFC manages 14 private investments within the framework of a portfolio whose total outstanding amount was \$US 404 million. MIGA is presently financing three projects, that is to say gross commitments of \$US 265 million.

Other bilateral and multilateral institutions programmes intervene in a more or less direct manner in the forestry sector. Cameroon Investment Plan aims to consolidate and strengthen the programmes so as to go beyond the traditional project-approach on the basis of strategies and REDD+ programmes. It shall favour support to programmes which explicitly tackle the main factors of deforestation and forest degradation.

Some of the large projects currently being developed are: "Securing Permanent Forest Estates to Combat Climate Change and Enhance Sustainable National and Local Economies in Cameroon". This project has as main goal to reduce degradation and change of land use in

permanent forest estates. It was developed by MINFOF and IUCN in collaboration with partners and then it was recently submitted to Green Climate Fund for funding. The main theme includes legality and protection of forests; innovative sustainable management and restoration; intelligent use of forest in the face of the climate and livelihood. The interventions of this project in agro-ecological areas of Sudano-Sahelian bimodal, monomodal and highlands zones strengthen the synergy which shall be sorted within the framework of this Investment Plan.

In addition, there are many projects and micro-projects implemented by national NGOs and civil society associations in various areas linked to the management of natural resources, management of community and district forests, information and environmental education, promotion of active methods of research and participatory planning, production and commercialization of non-timber forest products. Lastly, it is worth noting that there are structures, institutions or initiatives at both national and regional levels and cross-border, addressing environmental problems in general, forest issues and forestry capital in particular.

The existence of these MDB programmes and other TFPs as well as the existence of these areas and mechanisms for carrying out cooperation is surely a great asset for the forms of strategic partnerships, on which the Cameroon IP will rely on both from the technical and financial point of view; while also contributing to their consolidation and strengthening. This will constitute the guarantee of an inclusive and partnership approach aligning various stakeholders.

5. IDENTIFICATION AND JUSTIFICATION OF CO-FINANCED PROGRAMMES

5.1. Context

Cameroon's forestry sector is facing many constraints but it also provides intervention opportunities to address direct and indirect causes of deforestation and forest degradation. Through an inclusive participatory process, the Ministry of Environment, Protection of Nature and Sustainable Development (MINEPDED), and its partners, with the assistance of MDBs, have identified the main themes of Cameroon's Investment Plan. Stakeholder's consultations in the five agro-ecological zones of the country have helped to deepen reflections on drivers of deforestation and forest degradation and REDD+ strategic options.

In accordance with REDD+ strategic options, whose report was validated by a stakeholder workshop in August 2017, stakeholders agreed on the necessity to orientate the IP to the amelioration of social and economic development through sustainable forest management. Policies of sustainable exploitation of forestry resources of the country, is also essentially orientated towards reducing poverty and improving economic growth. FIP has as main objective to reduce greenhouse gases emitted from deforestation and forest degradation in Cameroon. This main objective is sub-divided into three specific objectives which include:

1. The sustainable management of forests and the enhancement of forest and wildlife resources have to be done through:

Cameroon's Forest Investment Plan

- The rationalisation of forest areas management;
 - The improvement of socio-economic contribution of timber and non-timber forest resources to national and local economy;
 - Ensuring that the needs and priorities of men and women of different socio-economic groups are identified and addressed throughout the conception, implementation and monitoring and evaluation phases. Effectively involving women and indigenous peoples in the decision-making structures at all levels;
 - Supporting the activities of women to sustainably exploit forest resources for livelihood activities and to improve degraded lands;
 - Enabling consistency in projects aiming to enhance the socio-economic contribution of timber and non-timber forest resources to the national and local economy;
 - The follow up and assessment of interventions;
 - The improvement of incentive, legal, technical and financial frameworks in accordance with forest resources management.
2. Promotion of sustainable agricultural systems with low deforestation and forest degradation potential through:
- Increasing the productivity of factors in the agricultural sector;
 - Better enhancing the value of agricultural products notably in the palm oil, cocoa and food crops and NTFP sectors;
 - Ensuring that women and indigenous groups are able to equitably participate in agricultural value chains;
 - Strengthening the engagement of women (particularly poor, marginalized and indigenous women) in sustainable agriculture;
 - Strengthening women's role in decision making and leadership in reducing deforestation;
 - Coordinating activities that promote low-carbon impact agriculture;
 - Improving the incentive, legal, technical and financial frameworks in accordance with forest resources management.
3. Promotion of the good management of wood energy, reforestation and restoration of agro-sylvo-pastoral landscape, through:
- Optimisation in the consumption of fuelwood;
 - Engaging women in decision making around wood energy;
 - Ensuring that the opportunities for women and marginalized groups in the wood energy sector offer paths out of poverty and subsistence livelihoods;
 - Improvement in the management of agro-sylvo-pastoral landscapes;
 - The consistency of interventions on fuel wood production through reforestation and the restoration of agro-sylvo-pastoral landscapes;
 - Improvement in the incentive, legal, technical and financial frameworks in accordance with the management of resources for fuel wood.

5.2. Justification of the Investment Plan (IP) Interventions

There is disparity in the causes of deforestation in every agro-ecological zone in Cameroon. In

order to reduce deforestation trends, a preliminary selection has been made on the group of themes to be covered. Three priority intervention programmes have been identified due to their importance and possible role in reducing greenhouse gas emissions, promotion of resilience and adaptability to climate change and protection of watersheds.

The programmes choices take into account drivers of deforestation and forest degradation in all the AEZ, sectorial priorities, on-going or planned activities by MDBs and opportunities to scale up successful experiences or perspectives for establishing replicable models throughout the country. Three main programme areas with corresponding components have been clearly identified:

Programme No. 1 - Reducing emissions from deforestation and forest degradation in the Southern forested Plateau (AEZ 4 and 5);

Programme No. 2 - Resilience and adaptation to climate change in the Northern woodlands (AEZ 1 and 2);

Programme No. 3 – Integrated management of watersheds in the Western Plateau (AEZ 3).

It is expected that these programs will be implemented through processes that identify and address factors of deforestation and forest degradation, inconsistencies in land tenure systems, marginalization and vulnerability, strengthen inclusive leadership, decision-making and benefit distribution, while harnessing the strengths and contributions of all members of the society to address critical forest conservation challenges. Figure 14 below presents the three IP priority zones.

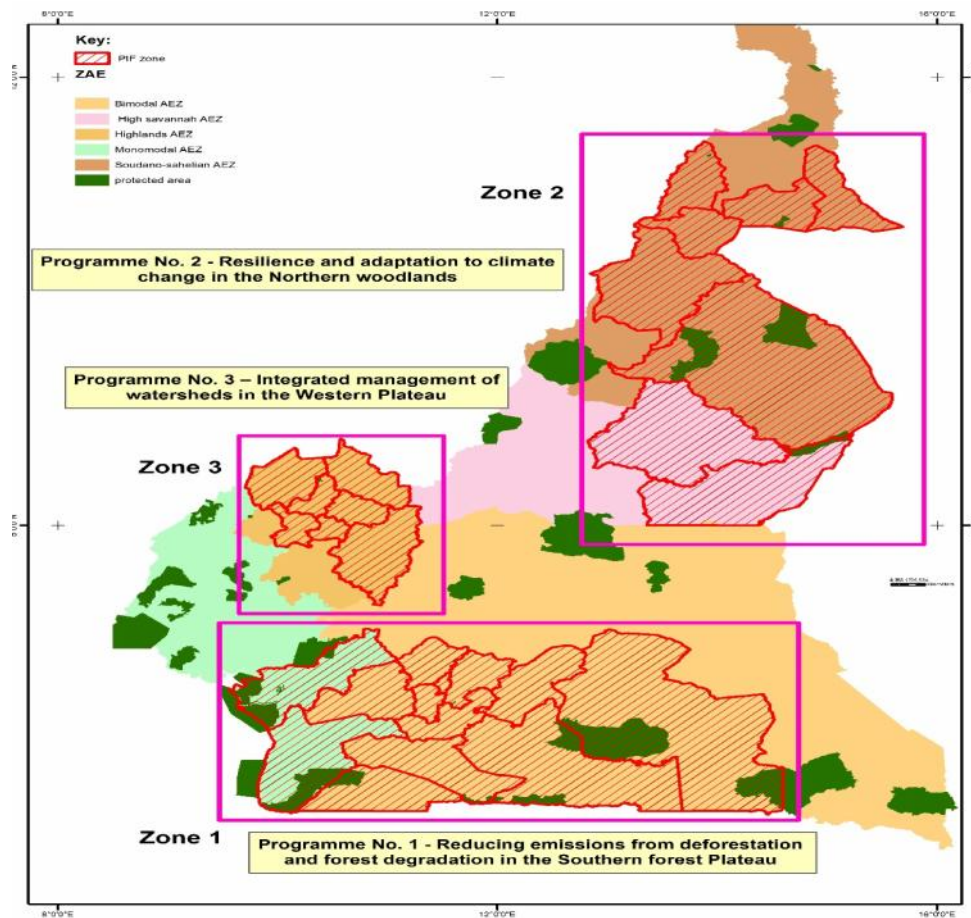


Figure 14 : Locating IP priority areas

5.2.1. Programme N°. 1 – Reducing emissions from deforestation and forest degradation in the Southern forested plateau of Cameroon

This programme covers the bimodal and monomodal agro-ecological zone in the heart of the evergreen moist tropical forest. Within it are a number of DD hot spot areas, particularly close to the highly urbanized coastal areas. The main types of land use include: small-scale agriculture, industrial agriculture, logging and mining concessions. It is the ideal area for oil palm and cocoa growing. Heavy urban development is driven by the political capital, Yaounde, Kribi deep sea port, future overarching development projects in the area, (for example, the Mbalam Iron Ore mining and railway line ...). Cameroon gives priority to this area for reducing its emissions (Emission Reduction Programme) and where the success of investments could ultimately result in an increase in Cameroon’s carbon revenue. Figure 15 shows the location zone of IP programme 1.

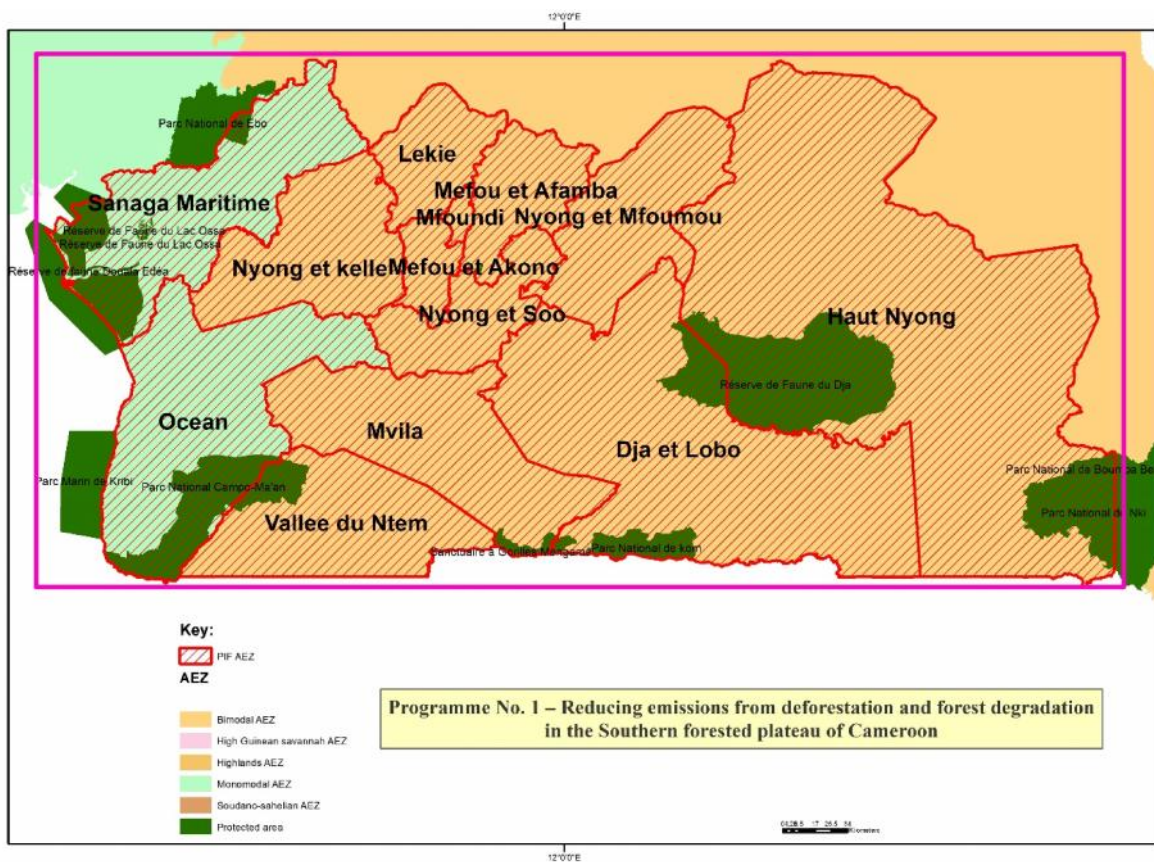


Figure 15: Programme N°1 components and transformational change

Investment Programme 1 comprises of several coponents as outlined in table 7.

Table 7 : Programme No.1: Reducing emissions in the Southern Forested Plateau

Components	Regulatory change drivers	Transformational change
Component 1: Low-carbon impact agriculture	Promotion of a low potential deforestation and forest degradation in oil palm growing; Promotion of a low potential deforestation and forest degradation in cocoa growing; Promotion of a low potential deforestation and	High productivity in the oil palm value chain; Minimum destruction of the forest for the extension of palm plantations; Improved income and living standards of

Cameroon's Forest Investment Plan

	<p>forest degradation in food crops growing (peanuts, banana trees, cassava, coco-yams, corn);</p> <p>Development of value chains in agricultural products as well as NTFP ;</p> <p>Promotion of fish farming to reduce pressure on fish species;</p> <p>Development of activities to engage women in forest restoration and valorisation</p> <p>Promotion of agroecological agriculture and support women-based initiatives</p> <p>Identify and address the barriers that women face to full and effective engagement in conservation agriculture</p>	<p>stakeholders involved in the subsistence value chain, ensuring opportunities for marginalized women and indigenous groups;</p> <p>High and stable income for stakeholders;</p> <p>Reduced anthropogenic pressure on the forest;</p> <p>Marginalized populations, particularly women and indigenous groups are identified and engaged as stakeholders.</p>
Component 2: Sustainable forest management and landscape restoration	<p>Promotion of community and communal forestry;</p> <p>Promotion of community forest-based enterprises with special emphasis on women-managed community enterprises</p> <p>Promotion of low impact logging on the environment;</p> <p>Securing permanent forest estates;</p> <p>Improvement in wood processing.</p> <p>Development of small and Medium Enterprises (SMEs) for the promotion of timber and non-timber forest products;</p> <p>Support women to increase their participation and engagement in decision making and activities that support forest conservation and restoration</p> <p>Engagement of women in community forest management;</p> <p>Support women's agroforestry and payment for environmental services activities</p>	<p>Space planning and utilisation Improved;</p> <p>Preservation of vegetation cover of community and communal forests;</p> <p>Increased inclusiveness in decision-making and leadership engaged in forest management;</p> <p>Improving communal and community revenue, ensuring equitable benefit distribution to women and marginalized groups;</p> <p>Illegal logging has reduced;</p> <p>Optimum development of forests;</p> <p>Improved forest cover;</p> <p>Forests are secured;</p> <p>Improvement of stakeholders' income; Within ZIGGCs;</p> <p>Improvement of revenue derived from wood processing;</p> <p>Limiting pressure on forests Improvement of income of SMFEs;</p> <p>Reduction of pressure on forest resources.</p>
Component 3: Infrastructure and mines	<p>Institutional and technical capacity building and involvement of stakeholders including women, youth and indigenous peoples.</p>	<p>Cross-sectorial dialogue and coordination enhanced;</p> <p>Infrastructure development and mining are carried out with the highest environmental and social standards.</p>
Component 4: Wood Energy supply in large cities	<p>Promotion of the efficient use of wood energy;</p> <p>Engagement of women in decision making around wood energy issues and initiatives</p> <p>Support women and others communities in the production of sustainable charcoal;</p> <p>Promote small scale enterprises in the sustainable production of wood energy.</p>	<p>A more rational and optimum consumption of wood energy in large cities;</p> <p>Reduction of pressure on forests;</p> <p>Comparable livelihood opportunities are available to the rural poor people (particularly women) who provide wood energy such as charcoal.</p>
Component 5: Zonin, land use planning and governance	<p>Improvement in the forest and wildlife management monitoring and assessment;</p> <p>Investing in tenure security for women and IP's;</p>	<p>Rational use of forest and wildlife resources;</p> <p>Amelioration of the carbon footprint;</p> <p>Conducive legal environment for the</p>

Cameroon's Forest Investment Plan

<p>Establishment of an advocacy for granting community land title, simplifying procedures enabling vulnerable households to acquire land titles and granting women and indigenous peoples secure access and ownership to land.</p> <p>Drafting guidelines to design regional planning and development schemes (SRADDT) at the local and regional level;</p> <p>Coordinating activities of the programme;</p> <p>Capacity building on profit sharing and conflict management;</p> <p>Capacity building for the participatory monitoring of REDD+ impact on communities;</p> <p>Calculation of global benefits in terms of reducing carbon emissions compared with BAU emissions;</p> <p>Set up an environmental mitigation legal framework/compensation of carbon emissions of investment projects in wooded areas;</p> <p>Securing forest reserves</p> <p>Management of buffer zones;</p>	<p>reduction of emissions;</p> <p>Poor, marginalized populations have livelihood opportunities that allow them to live sustainably while progressing out of poverty,</p> <p>Deforested and degraded lands restored,</p> <p>The rights of women and indigenous communities enhanced, and their access to land and forest resources improved.</p>
---	---

5.2.2. Programme No. 2 – Resilience and adaptation to climate change in the Northern woodlands

This programme covers the greatest part of Northern Cameroon (AEZ 1 and 2). IP interventions will be targeting specific areas of the whole territory. It is known to be partly dry and mainly covered with dry savannah (wooded), riparian vegetation, savannah mosaic, steppe and gallery forest. It is subject to the combined pressure of agricultural expansion, timber harvesting for energy, bushfires, influx of refugees, migration and international transhumance. Wood in this area is the source of energy for more than 90% of households. Wood harvesting has become a full time economic activity for some communities.

The implementation of this programme will globally transform deforested and degraded areas into resilient and multifunctional ecosystems, reduce the livelihood vulnerability of communities to climate change, increase carbon stocks and enhance multi-sectoral collaboration and governance in natural resource management. Figure 16 shows the location zone of IP2.

Cameroon's Forest Investment Plan

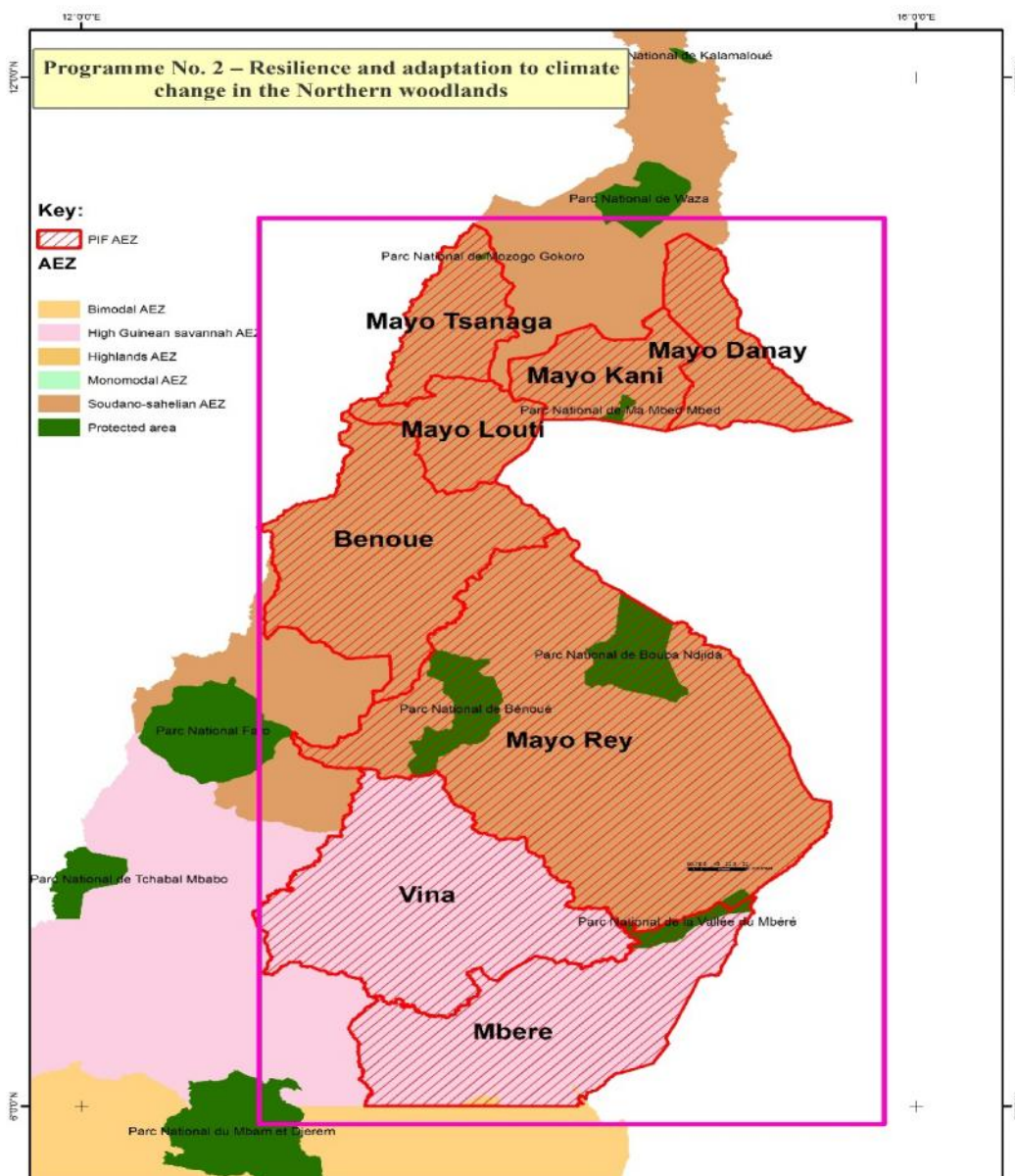


Figure 16 : Locating Priority Intervention Area 2

Table 8 illustrates the Programme 2 components and its potential transformational change.

Table 8 : Programme No.2: Resilience and adaptation to climate change in the Northern woodlands area

Components	Regulatory change drivers	Transformational change
Component 1: wood energy	Extension of wood energy-saving technologies (improved stoves, other energy sources and households) for socio-professional sectors; Development of wood energy sustainable harvesting patterns in large cities- Garoua Promotion of environment-friendly energy sources, micro-infrastructure and home-energy equipment; Support to waste recovery; The recovery and exploitation of agricultural,	Reducing the amount of wood used between 30 and 60% in classical households; The harvested wood is efficiently used in Garoua Increased accessibility to affordable, reliable and sustainable energy, particularly for poor women and marginalized groups

Cameroon's Forest Investment Plan

	<p>logging and sawmill waste</p> <p>Support women's activities and build their capacities to engage in high value energy development</p>	
Component 2: agro-sylvo-pastoral landscape management	<p>Agro-sylvo-pastoral landscape management (securing grazing land);</p> <p>Pasture improvement to avoid bush fires;</p> <p>Pasture management and improvement of transhumance tracks to ensure quantitative and qualitative production of animal proteins and milk;</p> <p>Expansion of forest plantations by increasing tree cover and old farms;</p> <p>Support to GHG offset programmes;</p> <p>Forest landscapes and agro-forestry restoration;</p> <p>Restoration of forest reserves;</p> <p>Securing river basins to improve and supply water in appropriate quality and quantity;</p> <p>Development of urban forestry;</p> <p>Codify and support effective engagement of women and IP's in the deforestation and forest degradation related projects</p>	<p>Reduction of the rate of deforestation/degradation;</p> <p>Increasing biomass and carbon stocks</p> <p>Improved, sustainable livelihoods for forest-dependent people</p> <p>Enhanced forest governance structures inclusive of women and marginalized people</p>
Component 3: Sustainable mining	<p>Implementing and monitoring mining specifications in the northern regions (including:</p> <p>The monitoring of ESMPs, monitoring of social responsibilities, creating local IE monitoring committees, turn AGR into sponsors who will stem from IE</p> <p>Mine site reclamation/restoration (including the operationalization of site rehabilitation appropriation account)</p> <p>Structuring artisanal miners' associations including women, youth and IP's</p>	<p>Reducing destroyed area,</p> <p>Raising awareness of artisanal miners.</p> <p>Equitable access to livelihood opportunities associated with mining and site rehabilitation</p> <p>Inclusive decision-making on land use management within communities and of communities in National land management.</p>
Component 4: Zoning and land use planning, governance	<p>Securing protected areas and forest reserves in the north;</p> <p>Promotion of tenure security rights for women and IP's</p> <p>Tree planting in buffer zones;</p> <p>Support to the functioning of multi-sectoral, inclusive consultation frameworks to ease and enhance dialogue and cross-sectoral coordination;</p> <p>Participatory monitoring of REDD+ impacts (including:</p> <p>Setting up REDD+ projects and initiatives registry,</p> <p>Capacity building</p> <p>Implementation of financial incentives mechanisms, compensations and socio-economic and environmental benefits,</p> <p>Implementation of an environmental mitigation</p>	<p>Securing forest reserves;</p> <p>Planting in buffer zones;</p> <p>Local populations have better lives owing to ecotourism and sustainable, natural resource-based livelihoods;</p> <p>Implementing a more suitable framework for sustainable forest management that is inclusive of women and marginalized groups;</p> <p>Strengthening the ability of women, indigenous peoples, rural communities and young people to effectively participate in community decision-making and leadership, as well as income-generating opportunities.</p>

	<p>legal framework</p> <p>Supporting women, youth and IP's REDD+ related activities</p> <p>Establishment of an advocacy for granting community land title, simplifying procedures enabling vulnerable households to acquire land titles and granting women and indigenous peoples secure access and ownership to land.</p> <p>Development of guidelines to establish a Regional Plan of Development and Planning of Sustainable Development (SRADDT) at the local and regional level</p>	
--	--	--

5.2.3. Programme No. 3 - Integrated management of water catchment areas in the Western highlands

This programme partially covers the West and North-West regions as part of the highlands AEZ. This zone is highly degraded by cattle breeding and extensive agricultural activities which destroy the montane forests. The Intervention zone N^o. 3 played a major part in historical deforestation and it represents about 4% of deforestation in Cameroon. The rate of deforestation was estimated at 0.06% per year on average (GFW, 2017). The Noun division is without doubt the main deforestation hotspot. It is said to be the cause of about half of deforestation in the AEZ and a deforestation rate of 0.14%. The vast majority of forest conversion activities take place in the Eastern half of the division, where there is a deforestation corridor of about 18 000 ha of secondary forest. The forest landscapes are severely degraded in this densely populated region. Figure 17 shows the location of IP 3.

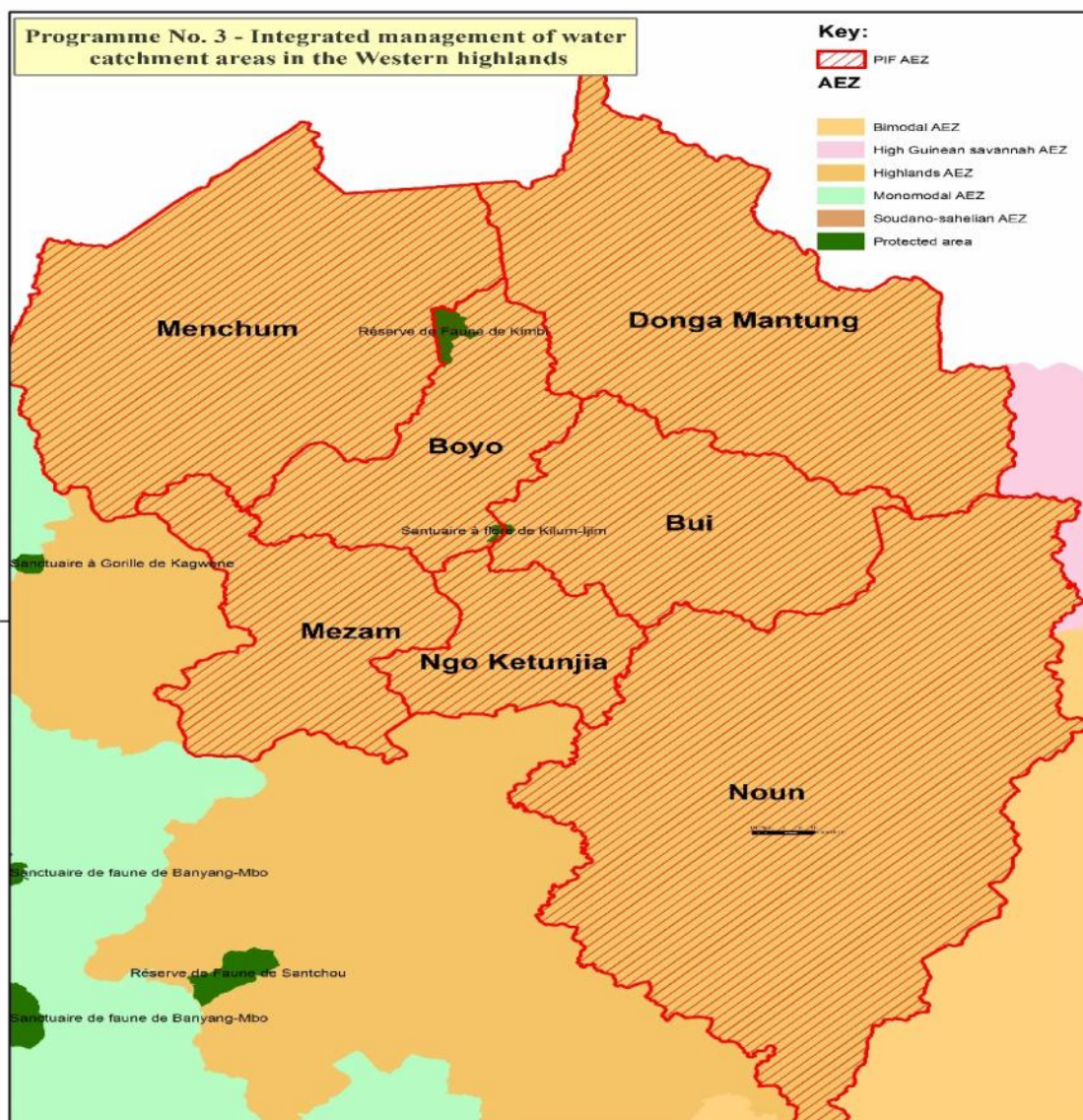


Figure 17: Location of Priority Intervention zone 3

Table 9 outlines the programme 3 components and its potential transformational change.

Tableau 9 : Programme No3: Integrated management of watersheds in highlands

Components	Regulatory change drivers	Projects
Component 1: Sustainable agricultural systems with low deforestation and degradation potential	Soil fertility restoration soil and watersheds protection through agroforestry techniques, Promotion of low deforestation and forest degradation potential food crops that are significant to both men and women (peanuts, bananas, cassava, coco yams, corn); Promotion of conservation agriculture and carbon sequestration (cocoa farming, coffee...);	Soil fertility restoration around water sources; Reduced degradation; High productivity in the food crop value chain; Minimum destruction of forest for food crop extensions; Improving income and living standards of stakeholders of the value chain; Equitable opportunities for poor women and marginalized groups to engage in

Cameroon's Forest Investment Plan

	<p>Recovery of agricultural products; Restoration of village hedged farmlands</p>	<p>the value chain for living standards Improving agricultural carbon footprint; Improving food production.</p>
<p>Component 2: agro-sylvo-pastoral landscapes management</p>	<p>Support agro-sylvo-pastoral landscapes management (securing and improving pastures to reduce the incidence of bush fires); Support women's, the youth and IP's initiatives in mangroves restoration, watersheds and other landscapes Support to the improvement of fodder crops production and sedentary breeding; Expansion of forest plantations by increasing tree cover and enriching fallow land and old farms; Support GHG offset programmes such as reforestation and restoration of vegetation in degraded areas; Forest landscape restoration and agro-forestry; Restoration of forest reserves; Securing watersheds to improve and supply water in quality and quantity; Restoration of gallery forests, raffia palm groves and bamboo plantations around compounds or water catchment areas.</p>	<p>Increasing biomass and carbon stocks; Improving sources and supply of drinking water. Ensuring high value opportunities for poor women and marginalized groups with accompanying capacity building to foster success for sustainability and improved living standards Ensure restoration opportunities are pursued to balance environment, economic and social needs and priorities.</p>
<p>Component 3: Wood Energy</p>	<p>Extension of wood energy-saving technologies (improved cooking stoves and ovens, other energy sources for households) for the socio-professional sector; Development of sustainable wood energy supply schemes for large cities such as Bafoussam and Bamenda; Support to the improvement of wood energy value chains; Promotion of environment-friendly energy sources, micro-infrastructure and home-energy equipment; The recovery and exploitation of scraps from sawmills and agricultural waste, and biomass energy development; Promotion of community forests for wood energy supply; Support to the promotion of wood energy markets; Support women, the youth and IP's initiatives in wood energy</p>	<p>30% to 60% reduction of the amount of wood used in households Wood is efficiently used in Bafoussam and Bamenda; Reducing pressure on timber resources due to fuel wood harvesting; Better management of the wood energy sector. Increased accessibility to affordable, reliable and sustainable energy, particularly for poor women and marginalized groups Increased high value livelihood opportunities are equitably accessible to poor women and marginalized groups.</p>
<p>Component 4: Zoning, land use planning and governance</p>	<p>Support to the functioning of multisector consultative frameworks to ease and enhance dialogue and cross-sectoral</p>	<p>Securing forest reserves; Tree planting in buffer zones; Implementation of a more suitable</p>

Cameroon's Forest Investment Plan

<p>coordination;</p> <p>Support multistakeholder dialogues and intercommunities conflict management</p> <p>Contribution to the implementation of a National Forest Monitoring System (NFMS- MRV)</p> <p>Setting up a REDD+ projects and initiative register;</p> <p>Capacity building for stakeholders on monitoring and collection of data for MRV;</p> <p>Capacity building of all stakeholders in the monitoring of the implementation of sustainable development goals 5, 13 and 15:</p> <p>Capacity building for the participatory monitoring of REDD+ communities;</p> <p>Development and of financial incentive mechanisms, compensations and potential socio-economic and environmental benefits for land use scenarios which reduce deforestation;</p> <p>Establishment of an advocacy for granting community land title, simplifying procedures enabling vulnerable households to acquire land titles and granting access to land to women and indigenous peoples;</p> <p>Strengthening forest codes steering management practices to ensure that women form a critical mass on decision making bodies and that decisions taken by these bodies reflect the varied needs of men and women of different socio-economic groups.</p> <p>Drafting guidelines to design regional planning and development schemes (SRADDT) at the local and regional level;</p> <p>Coordinating activities of the programme;</p> <p>Capacity building on profit sharing and conflict management;</p> <p>Capacity building for the participatory monitoring of REDD+ impact on communities;</p> <p>Calculation of global benefits in terms of reducing carbon emissions compared with BAU emissions;</p> <p>Set up an environmental mitigation legal framework/compensation of carbon emissions of investment projects in wooded areas;</p> <p>Securing forest reserves</p> <p>Management of buffer zones;</p>	<p>framework to sustainable management of watersheds in highlands</p> <p>Inclusive forest management regimes codified and monitored</p> <p>Equitable distribution of environmental benefits including land and water access/rights and financial incentives</p> <p>Inclusive governance of land and natural resources within communities and national frameworks</p>
---	---

The implementation of the Investment Plan (IP) will have substantial impact over the Cameroonian territory. Degraded landscapes shall be restored, best practices in the agro-sylvo-pastoral domain shall be promoted, low carbon agriculture and certification of large scale agricultural (oil plam production) practices promoted, reforestation, promotion of wood energy, sustainable mining, eco-tourism etc. If all the proposed activities in the IP are implemented as previewed, then the impact would be felt from the local to the national level by the complete elimination of degraded forest landscapes as presented in figures 18 and 19.

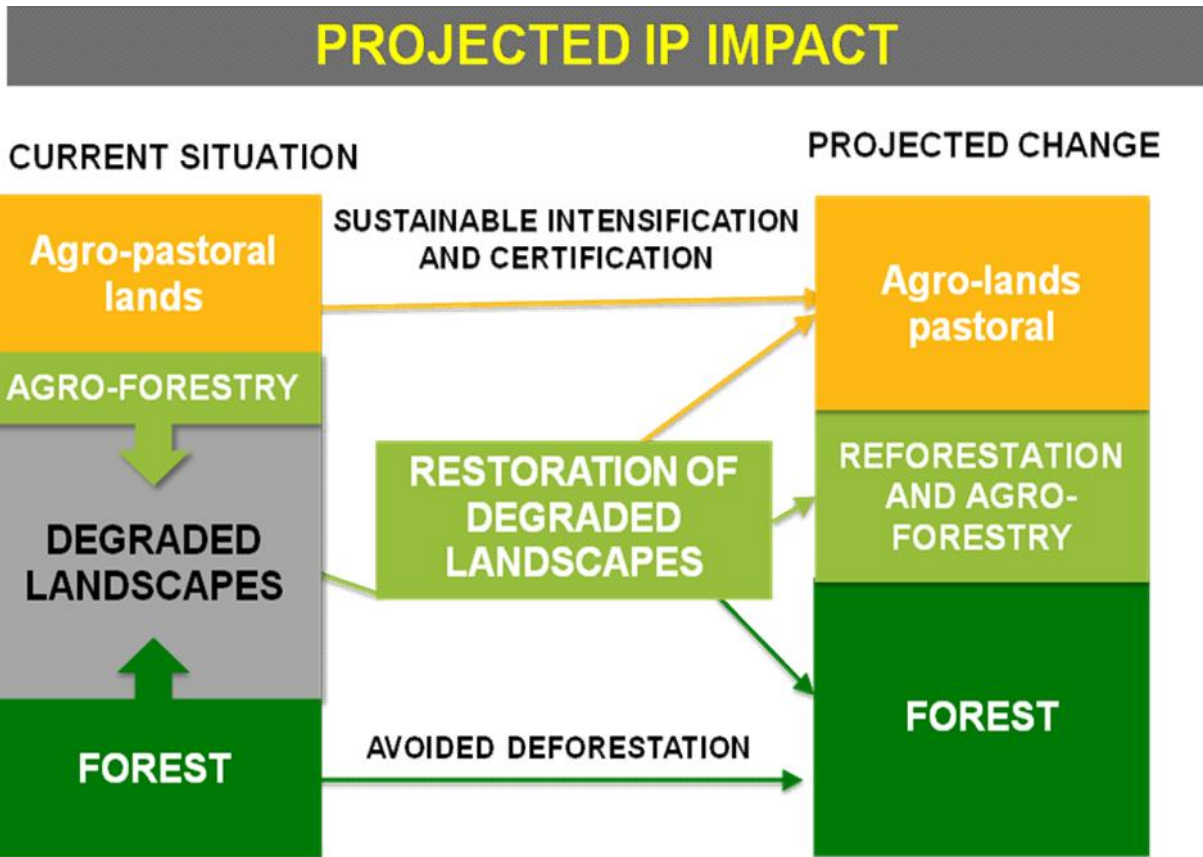
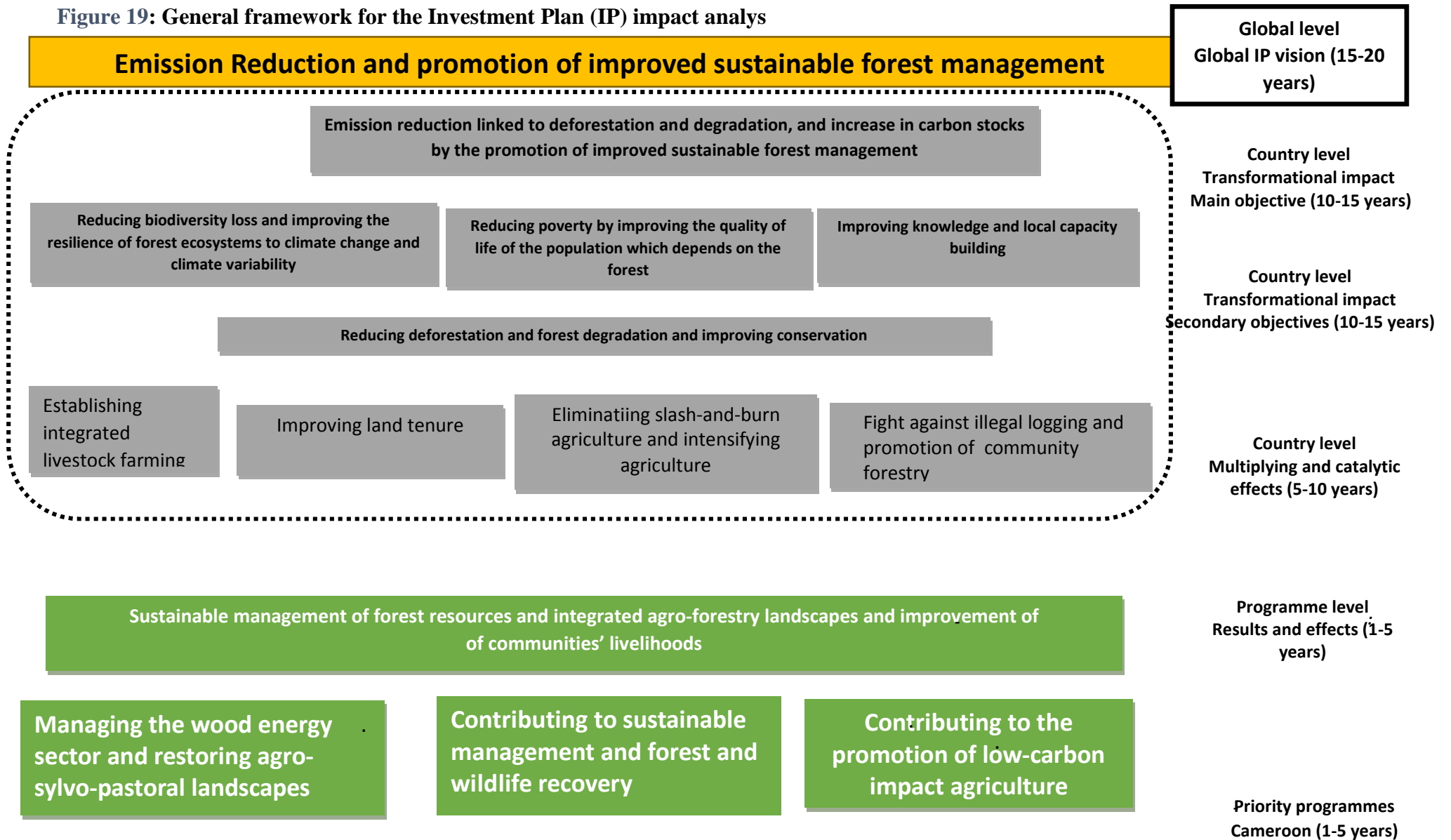


Figure 18: Projected impact of IP implementation

Figure 19 below illustrates the impact analyses framework of the IP implementation from the programme, the country to the global levels clearly depicting the transformational change from Y1 to Y20.

Figure 19: General framework for the Investment Plan (IP) impact analysis



6. CO-BENEFITS EXPECTED FROM IP INVESTMENTS

The direct impact of Cameroon’s Investment Plan, developed on the basis of identified REDD+ priorities will be to commit the country into reducing the deterioration of woodland cover and protecting carbon stocks by implementing carbon offset innovative activities through triple dimension projects: environmental, economic and social. One of the objectives of these interventions is to generate environmental and socio-economic benefits as well as inciting the enhancement of governance also called ‘co-benefits’ or ‘non-carbon benefits’. These actions will primarily enable the improvement of the situation of local communities, indigenous peoples and other vulnerable groups (women, old & young people etc.); it will equally have great impact on other groups of stakeholders such as the State, private sector, research structures and civil society organisations involved in the management of forest resources. Field experiences and analysis carried out have shown that the interventions to be implemented will generate various co-benefits, including those outlined in tables 10, 11 and 12 below; presenting the co-benefits which will stem from different components of the three programmes.

Programmes and their co-benefits generated

Table 10: Programme No1: Reducing Emissions in the Southern Forested Plateau

Components	Potential Co-benefits
Component 1: Low- carbon impact agriculture	<ul style="list-style-type: none"> - Employment (salaries) - Technology transfer - Various capacity buildings - Timber harvesting - Collection of non-timber forest products - Agricultural and animal breeding revenue; - Investments; - Indirect socio-economic benefits - Preserving soil fertility - Preserving the soil; - Preserving the quality and quantity of water; - Preserving biodiversity; - Protecting watersheds. - Protection of humid zones and coastal forest (mangroves)
Component 2: Forest sustainable management and landscape restoration	<ul style="list-style-type: none"> - Technology transfer - Timber harvesting - Collection of non-timber forest products - Preserving soil fertility and preserving the soil; - Preserving the quality and quantity of water; - Preserving biodiversity;

Cameroon's Forest Investment Plan

	<ul style="list-style-type: none"> - Protecting watersheds. - Indirect socio-economic benefits (through inclusive decision making and equitable benefit distribution)
Component 3: Infrastructure and mines	<ul style="list-style-type: none"> - Investments; - Jobs (salaries) - Indirect socio-economic benefits (through adherence to social standards)
Component 4: Wood Energy supply in large cities	<ul style="list-style-type: none"> - Jobs (salaries) - Various capacity building - Investments; - Indirect socio-economic benefits
Component 5: Zoning and land use planning, governance	<ul style="list-style-type: none"> - Securing forest reserves; - Securing the rights of women and IP on lands and forests resources; - Tree planting in buffer zones; - Investments; - Protecting watersheds; - Clarifying institutional framework; - Mechanism of equitable benefit distribution; - Conflict management mechanism; - Improving the participation of every stakeholder; - Consistency and synergy between legal basis and strategies/national policies; - Development of reforms initiated or eased by REDD+ (REDD+ laws and regulations); - Redressing mechanisms - Indirect socio-economic benefits (through inclusive governance and equitable livelihood opportunities)

Table 11: Programme No.2: Resilience and adaptation to climate change in the Northern woodlands

Components	Potential Co-benefits
Component 1: Wood Energy	<ul style="list-style-type: none"> - Jobs (salaries) - Various capacity building - Investments; - Indirect socio-economic benefits
Component 2: Management of agro-sylvo-pastoral landscapes	<ul style="list-style-type: none"> - Agricultural and animal breeding revenue; - Investments; - Reduction in the incidences of bush fires; - More secure pastures and pasture lands; - Improved livelihoods; - Indirect socio-economic benefits

Cameroon's Forest Investment Plan

	<ul style="list-style-type: none"> - Preserving soil fertility - Preserving the soil; - Preserving the quality and quantity of water; - Preserving biodiversity; - Protection of watersheds.
Component 3: Sustainable mining	<ul style="list-style-type: none"> - Investments; - Jobs (salaries)
Component 4: Zoning, land use planning and governance	<ul style="list-style-type: none"> - Securing forest reserves; - Securing the rights of women and IP on lands and access to natural resources; - Buffer tree planting / tree planting in buffer zones; - Investments; - Protection of watersheds; - Clarifying institutional framework; - Mechanism of equitable benefit distribution; - Conflict management mechanism; - Improving the participation of every stakeholder; - Consistency and synergy between legal basis and national strategies/ policies; - Development of reforms initiated or eased by REDD+ (REDD+ laws and regulations); - Redressing mechanisms. - Indirect socio-economic benefits (through inclusive governance and equitable livelihood opportunities)

Table 12: Investment Programme No.3: Integrated management of watersheds in western highlands

Components	Potential Co-benefits
Component 1: Low-carbon impact agriculture	<ul style="list-style-type: none"> - Employment (salaries) - Technology transfer - Various capacity building - Timber harvesting - Collection of non-timber forest products - Agricultural and animal breeding revenue; - Investments; - Indirect socio-economic benefits - Preserving soil fertility - Preserving the soil; - Preserving the quality and quantity of water; - Preserving biodiversity; - Protection of watersheds.
Component 2: Management of agro-sylvo-pastoral landscapes	<ul style="list-style-type: none"> - Agricultural and animal breeding revenue;

Cameroon's Forest Investment Plan

	<ul style="list-style-type: none"> - Investments; - Indirect socio-economic benefits - Preserving soil fertility - Preserving the soil; - Preserving the quality and quantity of water; - Preserving biodiversity; - Protection of watersheds.
Component 3: Wood Energy	<ul style="list-style-type: none"> - Employment (salaries) - Technology transfer - Various capacity building - Collection of timber forest products - Collection of non-timber forest products - Indirect socio-economic benefits
Component 4: Zoning, land use planning and governance	<ul style="list-style-type: none"> - Securing forest reserves; - Securing the rights of women and IP on lands and forests; - Tree planting in buffer zones; - Investments; - Protection of watersheds; - Clarifying institutional framework; - Mechanism of sharing benefits; - Conflict management mechanism; - Improvement in the participation of every stakeholder; - Consistency and synergy between legal basis and strategies/national policies; - Development of reforms initiated or eased by REDD+ (REDD+ laws and regulations); - Enhancement of conflict redress mechanisms. - Indirect socio-economic benefits (through inclusive governance and equitable livelihood opportunities)

In all, the co-benefits generated are socio-economic, environmental as well as governance, gender responsive and socially equitable.

Concerning the socio-economic aspect, the co-benefits generated will contribute in improving the living conditions of communities, local populations and indigenous peoples through income-generating activities. The state, private sector and other stakeholders shall equally benefit directly or indirectly from these interventions. Every stakeholder shall be a key player in implementing and monitoring these interventions. To that effect, a monitoring and evaluation mechanism of socio-economic co-benefits should be set up.

Environmental co-benefits stemming from the implementation of interventions, on their part, will enable the improvement of communities, local populations and indigenous peoples' living conditions. These co-benefits could thereafter be recovered and re-injected into the mechanism in order to create a value chain. The recovery of environmental co-benefits could

generate direct or indirect monetary benefits. Every stakeholder (state, local communities, indigenous peoples, private sector etc.) is a potential direct and indirect beneficiary of environmental co-benefits, but equally a potential investor to transform these benefits into monetary values.

Lastly, governance co-benefits generated through the implementation of interventions will foster the implementation of a favourable framework for the fulfilment of every beneficiary. These types of co-benefits are considered as enabling or transversal which control the other types of co-benefits (environmental and socio-economic).

Thus, from a gender fairness perspective, IP shall contribute considerably in improving women and young people' social and economic status insofar as these interventions become positive incentives for their efficient use in the process thus, a better social integration.

6.1. Alignment of Investment Programmes with the FIP Criteria

The table 13 below presents the analysis of programmes proposed following FIP criteria.

Table 13: Selection criteria for FIP programmes

FIP Criteria /Programmes	Programme 1: Reducing emissions in the Southern forested Plateau	Programme 2: Resilience and adaptation to climate change in high savannahs and Sudano-Sahelian zones	Programme 3: Integrated management of watersheds in the Western highlands
Relevance of needs	<ul style="list-style-type: none"> •Forests have carbon stocks which need to be protected and managed sustainably. However, it is also important to invest in this sector so as to satisfy the service’s needs. •The percentage of forests classified as having validated management plans is increased •The conversion of forests for subsistence or industrial farming constitute a major threat and it is essential to reduce the deforestation rate •The growing demand for wood services contributes significantly in illegal and uncontrolled logging to supply national and regional markets. •The heavy urbanization is driven by Yaoundé, the political capital, Kribi deep sea port, future overarching projects in the area (for instance: The Mbalam railway line ...) 	<ul style="list-style-type: none"> •The pressure on forestry and pastoral resources has been for some years now the main concern of the high Savannahs and Sudano-Sahelian agro-ecological zones. 90% of illegal carbon is generally extracted around large urban centres. •There are weaknesses in the wood energy and animal breeding sectors particularly due to low human capacity, governance and cross-section coordination problem. •The decrease in pastures and uncontrolled transhumance are threats to protected areas. •The need to rebuild a green belt in the Sahel and avoid apid desertification. • Climate variability increases the vulnerability of rural communities. 	<p>Watersheds degraded by pastoral and agricultural activities reduce forest relics.</p> <ul style="list-style-type: none"> • West highlands are considered to be the second water tower of Cameroon. •This area is a key cash crop growing area and it is the place where significant quantities of agricultural products intended for internal and foreign trade originate.
	<ul style="list-style-type: none"> •The study on the agricultural sector revealed that agricultural expansion in the forest stands at 90% in AEZ4 and 83% in AEZ 5. •About 80% of the Cameroonian population carries out agricultural activities and more than 70% of the rural population of forest areas derives the bulk of its revenue from cocoa growing. •11,510,043 m³ of wood is consumed in the form of wood energy per year. •90% of illegal charcoal is generally extracted around large urban centres. 	<ul style="list-style-type: none"> •Institutional weakness and training of human resources have led to the significant degradation of pastoral landscapes leading to frequent conflicts between farmers and livestock breeders. •The granting of small/little mining licences has become a cancer for the forest to the extent that exploitation is in discriminate and is gradually becoming mechanical. •11,510,043 m³ of wood is consumed as wood energy per year. •90% of illegal charcoal is generally extracted around urban centres. 	<p>Bush fires and animal breeding practiced on hill tops provoke degradation which lead to conflicts between farmers and livestock breeders.</p> <ul style="list-style-type: none"> •The deforestation of watersheds and clearing of gallery forests and raffia palm groves in lowlands by unsustainable agricultural practices have significantly contributed in reducing the water holding capacity of soils leading to the problem of availability of water. Demand for fuel wood in cities and regions contribute to forest degradation in neighbouring areas.

Cameroon's Forest Investment Plan

<p>Extent of causes and impact</p>	<ul style="list-style-type: none"> •More than 2,226,599 tonnes of fire wood and 375, 630 tonnes of charcoal are consumed in urban environment and 3,952,281 tonnes per year in a rural setting. 	<p>More than 2,226,599 tonnes of firewood and 375,630 tonnes of charcoal are consumed in urban environment and 3,952,281 tonnes per year in a rural setting.</p> <p>The decrease in pastures and uncontrolled transhumance are threats to protected areas.</p>	<ul style="list-style-type: none"> •11,510,043 m3 of wood is consumed in the form of wood energy per year. •90% of illegal charcoal is generally extracted around large urban centres.
<p>Investments ability to induce concrete changes and impact in terms of tangible goods and services</p>	<ul style="list-style-type: none"> •The development of community and communal forests, more rational consumption of fuelwood, reduction of illegal logging and respect of environmental and forestry standards in setting up infrastructure and mining shall be promoted by an appropriate legal environment. •The extension of agricultural areas shall be limited due to increase in productivity in the agricultural chain value •The reduction of pressure on forest resources shall lead to an increase in the carbon footprint and vegetation cover. •The sustainable management of Non-Permanent Forest Estate (NPFE) and thorough restoration of forest products have the potential to reduce forest degradation and deforestation linked to illegal logging. 	<ul style="list-style-type: none"> •Extension of wood energy-saving technologies (improved stoves, other energy sources and households) for socio-professional sectors will reduce the quantity of wood used between 30 and 60% regarding/compared with classical households. • The recovery and exploitation of scraps from sawmills and agricultural waste and biomass energy development lead to the efficient use of wood cut in Bafoussam and Bamenda •Expansion of forest plantations by increasing tree cover and fallow land and old fields enrichment lead to the increase in biomass and carbon stocks •The implementation of agro-forestry technics encourages the restoration of soil fertility and water sources, reduction of forest degradation as well as minimal destruction of the forest for cash crop extensions. •Drafting guidelines to design Regional Planning and Development schemes (SRADDT) at the local and regional level <p>Promoting the setting up of a more suitable framework for sustainable management of watersheds in highlands.</p>	<ul style="list-style-type: none"> •The practice of sustainable agriculture could contribute to increase carbon stocks of the area while maintaining its major role as cash crops producing area for the country and sub-region. • The setting up of a good agro-sylvo-pastoral areas management strategy will enable the reduction of pressure on the still existing forestry relics. •The strategy shall be integrated in the local and national land use planning vision. •Investments in the wood energy sector and management of agropastoral areas shall help to restore landscapes.
	<p>The Baka population shall be the most accredited beneficiaries. In this sense, the co-benefits related to sustainable management of forests shall benefit other Bantu communities present on the sites.</p> <p>-94% of stakeholders of Non-timber Forest</p>	<ul style="list-style-type: none"> •Co-benefits related to sustainable development of forests shall benefit other Bantu populations present on this site. •This investment shall help to support the livelihood of communities in rural areas while conserving forests and 	<ul style="list-style-type: none"> • Well-managed watersheds have a positive impact on water resources for downstream communities. <p>Furthermore, one of the goals sought out is to increase biomass and carbon stocks.</p>

Cameroon's Forest Investment Plan

<p>Tangibility of co-benefits and emergency of funding.</p>	<p>Products (NTFP) sectors consists of women and indigenous populations: the development of NTFP sectors shall increase their revenue significantly and sustainably.</p> <p>Community forests can contribute to the sustainable management of NPFE while improving the living conditions of communities.</p> <p>About 80% of the Cameroonian population carries out agricultural activities and more than 70% of the rural population in forest areas draw the bulk of their revenue from cocoa growing.</p> <p>This investment shall help to support the livelihood of communities in rural areas while conserving forests and biodiversity.</p>	<p>biodiversity.</p> <ul style="list-style-type: none"> • The Mbororos are accredited beneficiaries. Community forests can contribute to the sustainable management of NPFE while improving the living conditions of communities. 	<ul style="list-style-type: none"> •These investments will have a positive influence on the living standards of communities •The practice of sustainable agriculture, sound management of pastures areas and sustainable management of the wood energy sector will protect the highly degraded watersheds in highlands.
<p>Synergies between REDD+ climate safeguards</p> <ul style="list-style-type: none"> - mitigation and adaptation - socio-economic resilience of forest stakeholders. 	<ul style="list-style-type: none"> •Indigenous populations living in the project sites benefit from the promotion of products and sustainable logging • The socio-economic benefits of accredited concessions are quite many. •94% of stakeholders of Non-timber Forest Products (NTFP) sectors consist of women and indigenous populations: the development of NTFP sectors shall significantly and sustainably increase their revenue. 	<ul style="list-style-type: none"> •By increasing the carbon stock, proceeds from the sale of crops will boost farmers' living standards •These interventions could reduce pressure on the already reduced forestry resources in the areas concerned •These interventions could improve the communities' livelihood and reduce the rate of deforestation •This will strengthen the programmes already developed by MINFOF, MINEPDED, the World Bank (PRODEL), GIZ and stakeholders of the civil society on wood energy, soil restoration, sustainable management of pastures and watersheds 	<ul style="list-style-type: none"> •Avoiding deforestation and improving wood energy value chain will contribute to a double synergy of adaptation and mitigation. •Protecting highly degraded watersheds in highlands will strengthen resilience and boost local communities' living standards.
<p>Feasibility and costs</p>	<ul style="list-style-type: none"> •The state and riparian communities are hardly able to bear the cost of the programme alone. The latter are however prepared to contribute •Implementation supported by stakeholders and other financial resources •The programme will receive funds to support the development of the programme from grants (FCPF, IUCN, FIP, CAFI) 	<ul style="list-style-type: none"> •Reasonable prices •The state and riparian communities are hardly able to bear the cost of the programme alone. The latter are however prepared to contribute •Implementation supported by stakeholders and other financial resources 	<ul style="list-style-type: none"> •Reasonable prices •The state and riparian communities are hardly able to bear the cost of the programme alone. The latter are however prepared to contribute •Implementation supported by stakeholders and other financial resources

Cameroon's Forest Investment Plan

	<ul style="list-style-type: none"> •Overall, the programme will generate significant amount of carbon revenue after 10 years of implementation 		
Partners Investments and projects	JICA, WWF, IUCN C2D forests, FLEGT, Rainforest Alliance, forest concessions AFD, REPAR, SODECAO, UNEXPALM, IRAD, Rainforest Alliance, AIWO-CAN, CED, CAM-ECO, OPED, CWCS, Peoples and forest platform, ASBAK, OKANI, RACOPY etc.	PRODEBALT, PRODEL, GIZ, AFD, PIDMA, ACEFA, PNDP, MINFOF (wood energy), MINEPDED (Green Sahel), ASGIRAP, MINEPIA, MBOSCUDA, PRODEL, AIWO.CAN ANAFOR, CED, GREEN SAFE, CARPA etc.	ANAFOR, MINFOF, MBOSCUDA, SHUMAS CAMEROON, ADEID, MIDECAM, CED, CIPCRE, REPAR, CAM-ECO, OPED, CWCS, Peoples and forest platform, ASBAK, OKANI, RACOPY etc
Direct and indirect drivers addressed	Logging, Slash and-burn agriculture, cocoa and palm oil sector, Urbanization	Bushfires, firewood harvesting Animal breeding Agriculture	Bushfires, firewood harvesting Animal breeding Agriculture
Project Sites	AEZ4 and AEZ5 (Dja and Lobo, Nyong and So'o, Mefou Afamba, Mefou Akono, Océan, Nyong and Kéllé, sanaga maritime, Ntem Valley, Haut Nyong, Mefou Afamba, Mvila, Nfoundi)	AEZ2, and AEZ3 (Mbéré, Mayo Rey, Benoué, Mayo louti, Mayo Tsanaga, Mayo Kani, Mayo Danay	AEZ1, Noun, Ndé, Ndonga mantung, Bui, Boyo, Mentchum, Ngo-Kétoundja, Mezam

Table 13 shows that the three programmes tally fully with FIP criteria and will not only enable the reduction of emissions by tackling the main drivers, but equally improve the livelihood and living standards of local communities, women particularly and indigenous populations.

Landscape restoration in AEZ 2 and 3 areas obey the logic of setting up agroforests and forest landscapes. These areas restored by IP programmes could be capitalised within the framework of AFR 100 initiatives and Land Degradation Neutrality. Within the framework of these programmes, it is expected that the projects initiated within the IP framework are able to contribute for a substantial increase in restored areas.

7. IMPLEMENTATION POTENTIAL AND RISKS ASSESSMENT

7.1. Ability to implement IP activities

Within the framework of REDD+ process readiness, Cameroon's government defined an institutional arrangement whose management has been entrusted to the Ministry of Environment, Nature Protection and Sustainable Development (MINEPDED), and which ensures the political and operational anchorage for implementing the United Nations Framework Convention on Climate Change (UNFCCC).

A multi-stakeholder steering Committee and its Technical Secretariat have been officially set up by Decree N°. 103/CAB/PM of 13 June 2012 relative to the creation, organisation and functioning of the committee in charge of emission-reduction activities stemming from deforestation, forest degradation, sustainable management and forest conservation «REDD+». Furthermore, the REDD & CC platform (whose charter has been adopted) has been established so as to ensure the participation and involvement of civil society organisations in REDD+ process readiness.

Considering the development of the REDD+ process both at the international and national level on political, strategic and operational bases, it was important to make reflections so as to establish a more adequate, effective, **inclusive** and efficient institutional framework which could ensure the management of REDD+ implementation in general and programmes contained in the Investment Plan in particular.

Thus, it is intended to establish the following structures for post REDD+ strategy and IP implementation:

An Inter-Ministerial REDD+ Steering committee and a Technical Secretariat at the National level

The REDD+ Steering Committee shall have as main function to coordinate the implementation of REDD+ in Cameroon. It shall be in charge of activities and Inter-ministerial strategic coordination so as to guarantee the commitment and involvement of every sector and ensure dialogue between and amongst stakeholders. The steering committee is the decision-making body of the REDD+ process in Cameroon and shall have as function to:

- Ensure that the REDD+ is consistent with the national development policy including sectoral aspects;
- Examine and approve REDD+ policies and strategies;
- **Ensure gender and social equity of benefits and impacts of REDD+ activities;**
- Propose reorientations and readjustments to the process when necessary;
- Supervise the implementation and assessment of REDD+ strategies and policies;
- Examine and approve REDD + plans and programmes proposed by stakeholders;
- Promote REDD+ activities;
- Manage REDD+ international relations;

- Validate works and approve the Technical Secretariat's action plan.

The REDD+ Technical Secretariat for its part will have as mission to monitor the implementation of REDD+ policies and measures at the national and local level in order to guarantee consistency with the Growth and Employment Strategy Paper (GESP) and REDD+ objectives and to report to the REDD+ Steering Committee. The Technical Secretariat shall perform all technical duties of the REDD+ process at the central and local level in collaboration with decentralised structures. The Secretariat has a technical unit with skills in every domain of the REDD+ process.

Its attributions will be to:

- Act as the secretariat for the steering committee;
- Monitor and assess the implementation of REDD+ activities carried out in the country;
- Implement the committee's directives;
- Implement REDD+ activities and actions;
- Undertake every other mission conferred upon it by the committee;
- Ensure the building of capacities of structures linked to REDD+ actions;
- Register and certify REDD+ actions;
- Promote cooperation with technical and financial partners;
- Coordinate technical unit activities;
- Promote good governance in the process;
- **Ensure gender and social equity and adherence to social standards;**
- Ensure administrative and financial management.

For the purpose of ensuring consistency with the decentralized process committed in Cameroon, the government has chosen to set up sub-national level structures, which could provide support for/monitor the implementation of REDD+ on the field and consequently the programmes defined in the Investment Plan. The putting in place of management bodies at the decentralized level (regional and technical divisional committee) shall be progressive; depending on the site housing REDD+ programmes and projects or activities. It will involve setting up a **regional commission and local operational unit at the sub-national level**.

The REDD+ Regional Committee shall have as mission to monitor REDD+ activities at the regional level. It shall echo at the local level, decisions taken at the central or national level, ensure their effective execution and assess them. At the administrative level, the Regional Committee shall be the link between the local level and the REDD+ Technical Secretariat.

The REDD+ Local Operational Unit for its part shall have as mission to monitor the implementation of REDD+ activities at the local level. It shall ensure the implementation of decisions taken at the national and regional level on the field and their assessment.

The Unit's missions shall be as follows:

- Preparing every document to be submitted to the regional committee;
- Ensuring a higher level of information reporting;
- Assessing projects;
- Identifying good practices regarding the projects; Monitoring the implementation of

REDD + programme and projects on the field;

- **Monitoring inclusiveness of women and marginalized groups in REDD+ activities.**

The monitoring framework for the implementation of the Investment Plan shall be enshrined in the global institutional management framework of the implementation of Cameroon's REDD+ process. Consultations carried out have led to an institutional framework proposal whose validation by various stakeholders of the REDD+ process is necessary before the finalisation of the REDD+ strategy. It is equally important that this framework be elevated to the higher political level so that it can be legally and legitimately recognised as the decision-making body of the REDD+ process in Cameroon. The additional funds provided by the Forest Carbon Partnership Facility (FCPF) for continuing to prepare the country for the REDD+ shall enable the implementation and building of capacities of these decentralised structures.

By the same reasoning of establishing operational and efficient structures for the monitoring of policies implementation and provides for measures to combat climate change in general and in the forestry sector in particular; Cameroon's government created National Observatory on Climate Change (ONACC), as operational structure. Placed under the authority of the Ministry of Environment, Protection of Nature and Sustainable Development, ONACC's mission is to monitor and assess socio-economic and environmental impacts; propose preventive, mitigating and/or adaptation measures to damaging effects and risks related to these changes. Thus, ONACC will be responsible for monitoring and tracking of the emissions reduction and carbon sequestration emanating from various projects implemented under this framework.

7.2. Risk Analysis

Table 14: Description of risks at the national level and mitigation measures

Description of risks	Levels	Factors and mitigation measures
Shift in government priorities	Low/weak	<p>The Cameroonian government’s political commitment in the national REDD+ process was materialized by its support to the Kyoto protocol of 23 July 2002.</p> <p>The creation, implementation and functioning of the Steering Committee by Prime Minister’s decree include the setting up of the REDD+ Technical Secretariat, the structure responsible for managing the readiness phase.</p> <p>This commitment towards the REDD+ process indicates the direct support of government in the adhesion of the objectives and implementation of FIP.</p>
<p>Poor inter-ministerial coordination and conflict prevalence of overlaying interests, prerogatives and stakes</p> <p>Poor consultation between the various entities intervening in the forest sector</p>	Medium	<p>Strengthening synergy between MINFOF and MINEPDED as well as MINFOF, MINATD and MINEPAT Facilitate gender responsive tractegic analysis on challenges of the sustainable management of natural resources and ensuring the functioning of the various inter-ministerial committees.</p> <p>Increase the involvement of other sectoral administrations involved in defining and monitoring the implementation of policies related to the participation of communities in the implementation of projects, namely: MINPROFF and MINAS responsible for implementation of the Gender Policy in Cameroon - MINADER (specifically within its scope of Local and Community Development through its operational structures "ECAC - Community Education and Action Centers"), which is responsible for strengthening the institutional and human communities through multi-faceted support- MINEPIA -MINMESA</p> <p>The following provisions are set up:</p> <ul style="list-style-type: none"> - Decree No. 2001/718/PM of 3 September 2001 relative to the organization and functioning of the Inter-Ministerial Committee of the environment - Decree No. 076 /PM of 6 July 2006 relative to the creation, organization and functioning of a Technical Secretariat for the monitoring and assessment of resolutions and recommendations of the Inter-Ministerial Expanded Committee on Private Sector - Decree No. 100/PM of 11 August 2006 relative to the creation of an Inter-Ministerial Facilitation Committee for executing the Forest/environment sectoral programme. - Decree No. 103/CAB/PM of 13 June 2012 relative to the creation, organization and functioning of the steering committee of ‘REDD+’ activities.

Cameroon's Forest Investment Plan

		<ul style="list-style-type: none"> - Décret 2010/0242/PM du 26 février 2010 fixant les modalités d'exercice des compétences transférées par l'Etat aux communes en matière de promotion des activités de production agricoles et de développement rural.
Poor implementation of legal instruments in governance	Medium	Strengthening the implementation of legal instruments that promote sustainable management of the forests such as la loi d'orientation sur la décentralisation au Cameroun: Loi N° 2004/017 du 22 juillet 2004 fixant les règles applicables en matière de décentralisation territoriale;
Environmental and social risks	Weak	IP activities aim to restore degraded landscapes by involving indigenous peoples, women and local communities. Community forests and the integration of informal sectors will ease the implementation of sustainable co-management modes. Under these conditions, IP interventions will have positive social and environmental impact. Furthermore, the detailed planning of IP projects shall be the opportunity to fine-tune backup provisions in order to address potential unexpected negative impact.
Land and forest tenure risks	Medium	<p>Advocacy for the recognition of community sectors and facilitation of registration procedures to improve the rights of women and IP to lands and forests;</p> <p>Involving communities including women, the youth, Ip's and other minority groups in the management of permanent forest estates spaces (parks, reserves and forest concessions);</p> <p>Developing land reserves</p>
Risk of communities failing to adopt new techniques	Medium	Within the framework of REDD+ readiness, REDD+ TS is currently conducting an awareness campaign for training and capacity building of the various stakeholders. This work started since the establishing of R-PP and shall continue in the setting up, implementing monitoring and evaluating projects. Thus, communication on new technologies and building of stakeholders' capacities are means to increase chances of adoption.

8. FINANCING PLAN AND INSTRUMENTS

Cameroon intends to mobilise the following sources to finance actions for mitigation and adaptation.

The main principles of the forest budget allocation:

National budget: The GoC shall provide counterpart funds through a budget increase to support the IP actions which fall within the competence of the state and which shall not be able to finance international assistance. This effort by the GoC shall take the form of direct budget expenditures or be channelled through specific funds derived mainly from the state budget or from projects or sectoral activities to be capitalised.

Private funding: Cameroon intends to mobilise international and domestic private funding for co-financing IP actions, especially those which can generate acceptable financial returns for private sector. To that effect, Cameroon shall be committed to strengthen the capacities of financial markets and domestic banking system to be mobilised and deploys national savings particularly on projects relating to low-carbon development and resilient to climate change as well as Cameroon's attractiveness for Climate Investments.

Donors / TFP: Cameroon will solicit the support of donors and TFP (notably in donation and technical assistance) for the funding of IP Actions.

Green Climate Fund: IUCN has been chosen as the national entity eligible for (accredited) GCF and other international organizations. With time, the National Observatory on climate Change (ONACC) should emerge as an accredited structure and as such it should be able to mobilize available funds. Cameroon shall equally solicit the support of regional and multilateral entities accredited to co-finance these IP Actions.

Carbon market: Cameroon supports the inclusion of international carbon markets in a post - 2020 agreement on climate and proposes that such an instrument coupled with an appropriate accounting regime, can be used to help fund some low-carbon infrastructure and climate change resilience investments. Cameroon considers that some of these IP's actions, or additional actions could be fully or partially financed by the international transfer of carbon assets by ensuring compliance with principles of environmental integrity and transparency.

Other economic instruments: the opportunity to deploy tools which can help generate a price indicator on the social cost of carbon (carbon market or tax) thus, the carbon outsourcing will be explored.

The first five-year: The IP is divided into five-year brackets. The first five-year action to be financed shall be presented in early 2018.

The level of responsibility is defined in accordance with the new financial regime which provides a programme Head for every Ministerial Budget-programme. The IP specifies responsibilities at the level of actions notably in terms of planning. Responsibilities are

equally defined at the level of every IP activity. At the national level, stakeholders working for the funding will do better to dialogue and work in collaboration in order to avoid duplication of funding. Table 15 below presents IP funding.

8.1. Financing mechanism

It is expected that all components under each program will be implemented through processes that identify and address drivers of deforestation and forest degradation, promote land use planning, reduce marginalization and vulnerability, strengthen inclusive leadership, decision-making and benefit distribution, while harnessing the strengths and contributions of all members of society to address critical forest conservation challenges.

Within each component, funders may support discrete or embedded projects intended to illuminate challenges to gender and social equity and demonstrate effective approaches for engaging women and marginalized populations in contributing to and benefitting from sustainable natural resource management.

Table 15: Projects and investment plan financing (in million US dollars)

Cameroon's Forest Investment Plan

Table 15 : Projects and investment plan financing mechanism (in million US dollars)

Investment Programmes and their components	FIP	CAFI	GoC	Other indicative and scalable funding sources				TOTAL
				(GCF/ GEF/ KfW/ JICA/ EU)	WB	AfDB	AFD/ CD2	
INVESTMENT PROGRAMME 1: Reducing emissions from deforestation and forest degradation in the Southern forested plateau of Cameroon								
Component 1.1: Low-carbon impact agriculture								
Activity 1: Promotion of a low potential deforestation and forest degradation in oil palm and cocoa growing;	1.5	3	2	1.5	2	0	0	10
Activity 3: Promotion of a low potential deforestation and forest degradation in food crops growing (peanuts, banana trees, cassava, coco-yams, corn);	2.5	3	2.5	3.5	3.5	1.5	3.5	20
Activity 4: Development of value chains in agricultural products.	2	1.5	1	2	2	1.5	0	10
Sub-total	6	7.5	5.5	7	7.5	3	3.5	40
Component 1.2: Sustainable forest management and landscape restoration								
Activity 5: Promotion of the creation of inclusive community and communal forestry and payments for environmental services (PES);	1.5	4.5	1.5	1.5	3.0	0.5	2.5	15
Activity 6: Promotion of low impact logging in forest concessions and communal forest, community forests and other forest titles such as "Assiettes de coupe"	1.5	2.5	2.5	1.5	1.5	1	1.5	12
Activity 7: Securing permanent forest estates	1	1.5	1	1.5	1.0	1	1	8
Activity 8: Setting up of Small and Medium-sized Enterprises (SME) to promote timber and non-timber forest products	1.5	1.5	1.5	4.5	3.0	0.5	2.5	15
Activity 9: Building of institutional and technical capacities of stakeholders in the forest-based industry	1.5	1.5	0.5	1.5	1.0	1.177	0	7.177

Cameroon's Forest Investment Plan

Activity 10: Strengthening incentive, legal, technical and financial frameworks of forest resources management	0.5	0.5	0.5	0.5	0.5	0.5	0	3
Sub-total	7.5	12	7.5	11	10	4.677	7.5	60.677
Component 1.3: Infrastructure and mines								
Activity 11: Institutional and technical capacity building and involvement of stakeholders	1.5	2	0.5	1.5	1.5	1.5	0.5	8
Sub-total	1.5	2.0	0.5	1.5	1.5	1.5	0.5	8
Component 1.4: Wood Energy supply in large cities								
Activity 12: Promotion of the efficient use of wood energy	1.5	3.5	0.5	3.0	1.5	1.5	0.5	12
Sub-total	1.5	3.5	0.5	3.0	1.5	1.5	0.5	12
Component 1.4: Zoning and land use planning, governance								
Activity 13: Improvement in the forest and wildlife management monitoring and assessment	1	0.5	1.5	1.5	1.5	0	0	6
Activity 14: Project Monitoring and evaluation	0.5	2	0	1.5	0	0	0	4
Sub-Total	1.5	2.5	1.5	3.0	1.5	0	0	10
SUB-TOTAL IP1	18	27.5	14.5	25.5	22	10.677	12.0	130.177
INVESTMENT PROGRAMME 2: Resilience and adaptation to climate change in the high savannahs and Sudano-Sahelian zone								
Component 2.1: Wood-energy sector management								
Activity 1: Popularize energy-saving technologies (improved stoves, other sources of energy for households) in socio-professional sectors and households	0.5	4.5	0.5	3.0	0.5	1.0	0	10
Activity 2: Promote equitable and sustainable wood-energy supply schemes for major towns like Garoua	0.5	5.0	0.5	3.0	0.5	0.5	0	10
Activity 3: Promotion of low-emission energy sources, micro-infrastructures and home-energy equipment	0.5	1.5	0.5	1.5	0.5	0.5	0	5
Activity 4: Support exploitation of logging scraps	0.5	4.5	0.5	3.5	0.5	0.5	0	10

Cameroon's Forest Investment Plan

Activity 5: Collection and exploitation of scraps from sawmills and agricultural waste	0.5	1.5	0.5	1.5	0.5	0.5	0	5
Activity 6: Support the strengthening of the wood-energy value chain	0.5	4.5	0.5	3.5	0.5	0.5	0	10
Sub-total	3.0	21.5	3.0	16	03	3.5	0	50
Component 2.2: Management of agro-sylvo-pastoral lands								
Activity 7: Support for the creation of agro-sylvo-pastoral landscapes (protection of pasture areas)	0.5	1.5	0.5	1.0	0.5	1.0	0	5
Activity 8: Support equitable compensation programmes such as the reforestation and restoration of degraded vegetation	0.5	2	0.5	1.0	0.5	0.5	0	5
Activity 9: Restoration of forests and agroforestry landscapes	0.5	1.5	0.5	1.0	0.5	1.0	0	5
Activity 10: Development of forest plantations by increasing the tree cover and leaving old fields lying fallow	0.5	2.0	0.5	1.5	0	0.5	0	5
Sub-total	2.0	7.0	2.0	4.5	1.5	3.0	0	20
Component 2.3: Sustainable mining								
Activity 11: Monitoring of Environmental and Social Management Plans (ESMP)	0.5	0.5	0.5	0	0	0.5	0	2
Activity 12: Setting up of artisanal mining cooperatives or associations	0	1.0	0.5	0.5	0.5	0.5	0	3
Activity 13: Rehabilitation of sites	0	1.5	0	0.5	0.5	0.5	0	3
Activity 14: Effective use of the appropriation account for the rehabilitation of sites	0	1.5	0	0	0	0.5	0	2
Sub-total	0.5	4.5	1.0	1	1	2.0	0	10
Component 2.4: Zoning, land use planning, and governance								
Activity 15: Build the capacities of stakeholders on data monitoring and collection for the MRV	0.5	1.5	0.5	1.5	0.5	0.5	0	5
Activity 16: Setting up a socially equitable legal framework for environmental mitigation/ compensation of investment projects carbon emissions in woodlands	0	1.5	0	0	0	0.5	0	2
Activity 17: Build capacities on equitable profit sharing and conflicts management	0	2.5	0	1.5	0.5	0.5	0	5
Activity 18: Build capacities for the participative monitoring of REDD+ impact on communities	0	2.5	0.5	1.0	0.5	0.5	0	5

Cameroon's Forest Investment Plan

Activity 19: Draft guidelines for the design of land development and planning schemes at the regional and local level	0	1.0	0	1.0	0.5	0.5	0	3
Sub-total	0.5	9.0	1.0	5.0	2.0	2.5	0	20
Component 2.5: Promoting sustainable ecotourism								
Activity 20: Promotion of the construction/ rehabilitation of road and tourist infrastructure in favour of tourist attraction	0	2	0.5	3	0.5	2	0	8
Activity 21: Capacity building for the local communities including women, the youth and other minority groups in ecotourism and local tourist guide trades	0	2	0.5	1.5	0	1	0	5
Activity 22: Project monitoring and management	0	0.5	0.5	0	0	1	0	2
Sub-total	0	4.5	1.5	4.5	0.5	4	0	15
SUB-TOTAL IP 2	6.0	46.5	8.5	31	8.0	15	0	115
PROGRAMME 3: Integrated management of watersheds in the Western highlands								
Component 3.1: Promotion of socially equitable sustainable agricultural systems with low potential for deforestation and degradation								
Activity 1: Restoration of the fertility of soils and protection of watersheds through agro-forestry techniques	0	2	0.5	0.5	0.5	0	0.5	4
Activity 2: Promotion of food crops that are valuable to both men and women with low potential for forest deforestation and degradation (groundnut, banana trees, cassava, "macabo/taro" and corn)	0	2	0.5	0.5	0	0	1	4
Activity 3: Promotion conservation agriculture and carbon sequestration (cocoa trees, coffee trees...)	0	2.5	0	0.5	0	0	0.5	3,5
Activity 4: Promotion of agricultural productions	0	2	0.5	0.5	0	0	0.5	3,5
Activity 5: Restoration of village hedged farmlands	0	0	0	0.5	0	0	0.5	1
Sub-total	0	8.5	1.5	2.5	0.5	0	3	16
Component 3.2: Management of agro-sylvo-pastoral areas								
Activity 6: Support the creation of agro-sylvo-pastoral landscapes (protection of pasture areas, pasture improvement)	0	1.5	0.5	0.5	0.5	0	0.5	3,5

Cameroon's Forest Investment Plan

Activity 7: Support for the strengthening of fodder production and livestock farming settlement	0	1	0.5	0	0.5	0	0	2
Activity 8: Support equitable compensation programmes such as the reforestation and restoration of vegetation in degraded areas	0	3.0	0.5	0.5	0	0	0.5	4,5
Activity 9: Development of forest plantations by increasing the tree cover and leaving old fields lying fallow	0	0.5	0.5	0.5	0	0	0.5	2
Activity 10: Restoration of forests and agro-forestry landscapes	0	2	0	0.5	0	0	0.5	3
Activity 11: Rehabilitation forest reserves	0	3	0	0	0	0	0	3
Activity 12: Protection of watersheds to enhance qualitative and quantitative water supply	0	4.5	0.5	0	0	0	0	5
Activity 13: Restoration of gallery forests, raffia palms and bamboo around water catchment areas	0	2.5	0	0.5	0	0	0	3
Sub-total	0	18	2.5	2.5	1	0	2	26
Component 3.3: Gender and socially equitable wood energy sector management								
Activity 14: Popularization of energy-saving technologies (improved stoves, other sources of energy for households) in socio-professional sectors and households	0	3	0.5	0.5	0	0	0.5	4,5
Activity 15: Promote sustainable wood energy supply schemes for major cities like Bafoussam and Bamenda	0	1.5	0.5	0	0	0	0	2
Activity 16: Support the strengthening of the wood energy value chain	0	1	0.5	0.5	0	0	0	2
Activity 17: Promotion of low-emission energy sources, micro-infrastructure and home-energy equipment	0	2.5	0	0.5	0	0	0	3
Activity 18: Collection and exploitation of scraps from sawmills and agricultural waste, and developing biomass energy	0	1.0	0	0.5	0	0	0.5	2
Activity 19: Promotion of community forests in favour of the fuel wood sector	0	0	0	0	0	0	0.5	0,5

Cameroon's Forest Investment Plan

Activity 20: Support the promotion of fuel wood markets	0	1	0.5	0.5	0	0	0	2
Sub-total	0	10	2	2.5	0	0	1.5	16
Component 3.4: Zoning, regional development and governance								
Activity 21: Support the operation of multi-sectoral consultative frameworks to ease and enhance cross-sector dialogue and coordination	0	3.0	0.5	0.5	0	0	0.5	4,5
Activity 22: Contribute in the setting up of a National Forest Monitoring System (NFMS-MRV) and establishment of a REDD+ registry that contain REDD+ projects and initiatives	0	3.0	0.5	0.5	0	0	0.5	4,5
Activity 23: Project monitoring and management	0	1,5	0	1.0	0	0	0.5	3
Sub-total	0	7.5	1.0	2	0	0	1.5	12
SUB-TOTAL IP 3	0	45.5	7.0	9.5	0	0	08	70
FIP OVERALL TOTAL	24	120	30	66	30	25.177	20	315.177

Cameroon's Forest Investment Plan

The above financial plan has thus been summarized according to the 3 identified investment programmes as shown in table 16.

Table 16: Overall cost of the investment plan in USD million

Programme	Implementation partners	Estimate cost in \$US in millions	Lead agency
Programme 1: Reducing emissions from deforestation and forest degradation in the Southern forested plateau of Cameroon	MINPDED, MINADER, CONCESSIONS, HEVEACAM, MINFOF, FOREST	130.177	The World Bank (WB)
<i>Programme No.2: Resilience and adaptation to climate change in the Northern woodlands</i>	MINEPDED, MINEPAT, MINEPIA,	115	The African Development Bank (AfDB)
Programme No.3: Integrated management of watersheds in western the highlands	MINEPDED, MINEE, MINFOF, MINEPIA	70	French Development Agency (Afd)
Total		315.177	

9. RESULTS FRAMEWORK FOR THE INVESTMENT PLAN

Table 17: Results based framework

Results	Indicators	Data sources
A. Reduction of emissions and ameliorations of communities' livelihoods including women, the youth and other minority groups		
A1. Reduction of GHG emissions from deforestation forest degradation and enhancement of forest carbon stocks	Reduced GHG emissions by half compared to the reference emissions level	Monitoring by ONACC following IPCC and UNFCCC guidelines

Cameroon's Forest Investment Plan

A2. Improvement of communities' life quality	Improved purchasing power of women, rural and indigenous peoples	Socio-economic surveys MINADER/CEAC MINEPIA, Communes, MINSANTE, local CSO, PFN REDD&CC, local leaders, Women headed organisations, etc.
B. Land law and access to land		
B1. Access to land tenure for all	Number of recognized land tenures and delivered land certificates disaggregated by sex	Surveys in MINDCAF, MINADER and MINEPIA Comité national Stratégie Nationale d'Engagement sur le Foncier au Cameroun
B2. Protection of the permanent forestry sector and pasture areas	a) Number of officially recognized and improved pasture lands disaggregated by sex b) Number of demarcated, marked and bounded protected areas	MINDAF, MINFOF and MINEPIA MINDCAF, MINATD, MINEPAT, MINFOF, MINEPIA, Communes, local CSO, PFN REDD+&CC, local leaders, Women headed organisations, etc.
C. Enhancing governance		
C1. Enhancement of legal governance	a) Reduction in the number of reported cases of corruption b) Number of strategies developed against corruption c) Increased participation of local communities, (particularly those historically marginalized such as women and indigenous peoples) in forest governance.	MINEPAT, Supreme State Audit
C2. Enhancement of forest governance	a) Increase in the number of official exploitations permits (UFA, FC, VC, ARB...) b) Increase in the number of high profile operations c) Reduction of forest crimes in the criminal records	Criminal records of MINFOF and MINFI
D. Amelioration of integrated management of pasture and livestock		
D1. Fodder production	a) Increase in the surface area of planted fodder b) Increase in the number of restored pasture c) Reduction in the surface area consumed by bush fires d) Reduction in the incidence of bush fires	MINEPIA, MINADER and MINDCAF
D2-Strengthening the traditional grazing system	a) Increase in the number of herder communities/villages trained in restoration techniques b) Increase in the number of integrated pasture areas c) Increased living standards of herder families	MINEPIA and MINDAF, Communes, local CSO, local leaders PFN REDD&CC, traditional leaders

Cameroon's Forest Investment Plan

D3- Promotion of Income generating activities (IGA) for ruraland IP women	<ul style="list-style-type: none"> a) Number of rural and IP women engaged in Income generating activities b) Increase in the Types of IGA that women engage in c) Increase in the revenues generated by women 	PFN REDD&CC REFACOF MBOSCUA
E. Biodiversity management		
E1. Biodiversity conservation in the DFP	<ul style="list-style-type: none"> a) Increase in protected areas in the DFP b) Reduction of the number of endangered species c) Increase in the number of fire-breaks in the <i>AEA1</i> and <i>AEA2</i> 	MINFOF and MINEPDED Forest inventory
E2. Reduction of pressure on endangered species	<ul style="list-style-type: none"> a) Increase in the number of planted areas by small-scale farmers, private entrepreneurs and state companies b) Increase in the number of restored areas in savannah and degraded forests c) Improved living standard of small-holder farmers, women and indigenous people 	MINFOF and MINEPDED
E3. Landscapes Restoration	<ul style="list-style-type: none"> a) Increase in rehabilitated and restored areas b) Increase in the number of fooder species types used for restoration c) Increased livelihood opportunities for women and indigenous peoples 	MINFOF, MINEPDED Local Councils, Local leaders, PFN REDD+&CC
F. Capacity building		
F1. Capacity building in low-carbon impact agriculture	<ul style="list-style-type: none"> d) Reduction of the forests conversion rate for agriculture e) Number of farmers (men and women) trained in agricultural intensification techniques f) Increase in improved seeds used g) Increased living standards of poor people, women and indigenous peoples 	MINSEC, MINFOF, MINEPDED, MINESUP and MINRESI MINADER, PFN REDD/CC, Communes
F2. Capacity building in sustainable management of forests	<ul style="list-style-type: none"> a) Increase in the number of <i>UFA</i> and <i>FC</i> trained in low-impact forest exploitation techniques b) Increase in the number of trained forest management committees (<i>CPF</i>, Community forests management committees, etc.) c) Increase in the number of women serving on forest management committees 	MINSEC, MINFOF, MINEPDED, MINESUP and MINRESI PTF Communes, Local leaders, PFN REDD+&CC
F3. Capacity building in the energy sector	<ul style="list-style-type: none"> a) Increase in the number of households (particularly women) trained in the use of improved cooking stoves and smoke ovens b) Increase in the number of craftsmen/ housewives trained in the efficient use of wood c) Increase in the number of craftsmen and craftswomen trained in the manufacturing of improved stoves d) Increase in the number of NGOs trained in the carbonization of scraps from sawmills and forests 	MINEE MINMIDT TFP (AFD, GIZ) Communes, Local leaders, PFN REDD+&CC

ANNEXES

- ✓ Programmes and their implementation framework;
- ✓ Drivers of Deforestation and forest degradation;
- ✓ Theory of Change;
- ✓ Terms of References for M&E;
- ✓ Workshops-participants lists; and
- ✓ Reviewer's comments and responses
- ✓ References.

ANNEX 1: PROGRAMMES AND THEIR IMPLEMENTATION FRAMEWORK

Programme N°1: Reduction of emissions in the southern forested plateau

Investment Project Role	Institution		
Lead Implementing MDB	World Bank		
Funding sources, Supporting MDB and Technical Agency(ies)	Carbon fund, CAFI, AfDB, AFD, GoC, FIP, GEF, KFW, JICA, EU, Voluntary market		
Lead national entity	MINEPDED		
Supporting national implementing entities	MINFOF, MINADER, MINIMIDT and MINEE		
Status summary		Source	Contribution in million USD for 10 years
Short Project Name	Programme to mitigate emissions in the southern forested plateau	FIP	18
		CAFI	27.5
		GoC	14.5
		GEF,KfW, GCF, JICA, EU etc	25.5
		WB	22
		AfDB	10.677
		AFD	12
		Total financing required	USD 130.177

Cameroon's Forest Investment Plan

Country/Region	Cameroon/Central Africa		
Type of funding	Grant		
Status	CIF submission planned – November 2017		
Expected GCF Board	2017		

Summary

The south plateau is the area with the highest cover of dense equatorial forest in Cameroon. However, the forest is suffering from the expansion of extensive slash-and-burn agriculture, excessive logging of forest and poaching of wildlife resources, unsustainable mining and construction of infrastructure that are not environmentally friendly, wood energy production and poor legal and economic environment.

The programme to mitigate emissions in the southern plateau is aimed at

- Enhancing the productivity of agricultural systems to increase revenue and reduce pressure on the forests;
- Limiting the negative impact of mining and construction of infrastructure on environment;
- Improving the carbon footprint and increasing the socio-economic contribution of timber and non-timber forest resources to national and local economy;
- Meeting demand for wood energy while reducing pressure on the forests;
- Putting in place an enabling environment to reduce emissions.

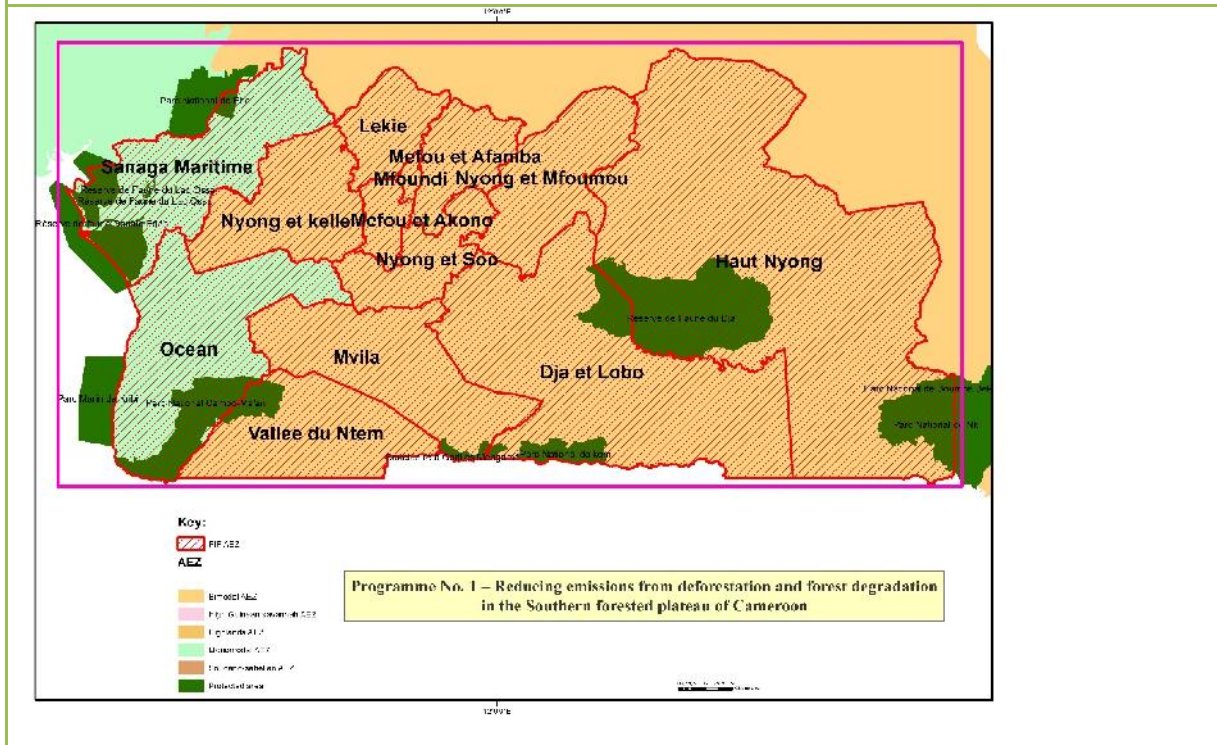


Figure 20 : Location of programme 1 area

1. **BACKGROUND AND JUSTIFICATION**

Forest resources and land use: The programme area covers the bimodal and monomodal agro-ecological zone in the humid tropical forest. Many DD hotspots and large coastal cities are found in this zone. The main types of land use found in this zone include; small-scale farming, industrial farming, mining and forestry concessions. It is the area par excellence of oil palm and cocoa farming. The high urbanization rate is due to the presence of Yaoundé, the political capital, Kribi deep-sea port and future overarching projects in the area (the Mbalam railway line, for example). In addition, this area has been chosen by Cameroon for the implementation of the programme to reduce its emissions (ER-PD). The programme intervention area covers 11 divisions of which 7 are included in the ER programme area. The total surface area of the ER-Programme is 93,328km² (9,332,800 ha). Average annual precipitation in the monomodal zone range from 2500-4000 mm; soils are predominantly volcanic with sediments of rocky origin. Main crops include: coffee, cocoa, plantains, palm, ginger etc. The bi-modal zone experiences 1500-2000 mm of rainfall annually spread across two rainy seasons. Soils are mainly acidic, ferralitic, clay with poor capacity to retain nutrients. Main crops include: cocoa, coffee, yams, plantains, maize, pineapples etc.

The ER Programme area includes 9,267,606 ha of forest which accounts for 89% of the area. Total aboveground and belowground biomass in the programme area is estimated at 1,725 Mt C/1.725 Gt of biomass, which is approximately 37% of the country's total carbon stocks. 63 % of the total area corresponding to 5,878,000 ha is classified as permanent forest.

The area includes the Dja Biosphere Reserve (DBR), a UNESCO World Heritage Area; the Akom-II and Bipindi area, an area with very high biodiversity and plant endemism and high ecological value; the Mengame Gorilla Sanctuary and the Campo Ma'an National Park. The area also includes Cameroon sections of the trans-boundary landscapes TRIDOM (Dja-Odzala-Minkebe Tri-National) and TNS (Tri-National) which form part of the Congo Basin. The forests are mostly Congolian evergreen lowland forest in the east and in the coastal drainages; there are large areas of Atlantic and Biafran forest. In addition, significant forests in the ER Programme area are designated for different forest management and land use

- Meeting the demand for fuel wood while reducing pressure on the forests;
- Putting in place an enabling environment to reduce emissions.

Under the coordination of MINEPDED, its implementation will involve supporting national entities (such as MINFOF, MINADER, **MINIMIDT**, MINEE, **MINATD**, MINPMEESA and MINEPAT), development partners (AFD, GIZ, WWF etc.), decentralized local authorities, civil society organizations, private companies, local communities and indigenous peoples.

The programme will be implemented together with other ongoing initiatives in the operation area, which is the interest of many development and research partners. Indeed, there are many complementary initiatives to the objectives of the programme. While waiting for the REDD+ registry to be **put in place**, the REDD+ TS will be in charge of the coordination and synergy of actions to avoid double counting of emissions.

Activities of potential partners in the area

This area is at the heart of Cameroon's biodiversity. It is the zone of interest of many development and research partners. It covers part of the sub-regional forest blocks, including the Tri-National Dja-Odzala-Minkebe (TRIDOM) and Tri-National Sangha (TNS). Main agro-industries, forestry and mining concessions and private operators of various categories operate in this area. It also covers all the seven divisions involved in the implementation of ER-PD.

Cocoa farming is boosted by the Cocoa Development Corporation (SODECAO). Cameroon's production target is 600,000 tons of cocoa bean by 2020. In this light, several programmes to boost the cocoa sector have enabled to meet this target. The programme “New Generation agricultural programme” has enabled the involvement of the young people in upgrading old cocoa plantations. The Chamber for Industry Cocoa and Coffee (CICC) aims at developing options to boost and promote agro-industrial poles (agro-poles). Other research institutions like IRAD and ICRAF largely contribute to the production of high quality species to boost production. Activities to strengthen the productivity of small-scale cocoa farmers' through the reduction of deforestation and degradation are also carried out by IITA and SNV in the centre region.

As concerns the development of the oil palm sector, Cameroon was encouraged to boost this sector by the growing demand for palm oil on the national and sub-regional market. With a funding to the tune of CFA francs 27 billion, the Cameroon Association of Oil Palm Operators is fully engaged in the revitalization of the sector, especially as regards increasing productivity. The private sector of agro-industries and small-scale farmers is booming.

The promotion of forest conservation, sustainable management of biodiversity and climate change mitigation issues in COMIFAC countries are underway. The project on “capacity building for the sustainable management of ecosystems” which will be implemented in the centre region with the support of JICA, aims at building the capacities of institutions and communities in the formulation and implementation of activities to reduce GHG emissions and supporting the development of the baseline scenario.

The C2D forest programme is supporting the implementation of sustainable management of the forests and also the quality improvement of forest management plans. The total amount of

CFA francs 13.6 billion (€20.7 million) was raised within the framework of the first Debt Reduction-Development Contract (C2D) between France and Cameroon for the implementation of the Forest Environment Sector Programme (FESP).

The programme “Landscapes and Livelihoods” of Rainforest Alliance equally aims at building the capacities of communities in the sustainable management of community forests and development of sustainable wood value chains and non-timber forest products. Funding of approximately US \$ 3,400,000 has been/shall be deployed to support forest and agricultural certification between 2010 and 2020. There are initiatives to develop forest plantations by private entrepreneurs and communities which are supported by ANAFOR, MINFOF, MINEPDED and MINEPAT. The African Forest Model Network (AMFN) has also supported the development of Moringa plantations in Kribi.

Also, many local organizations, which are engaged in a waste-to-butane conversion project in the Nyong and So’o division and initiatives to promote improved cooking stoves/fish smoking ovens in the mangrove area, have greatly improve wood energy supply **and efficiency**. The development of REDD+ pilot projects is supported by the National Participatory Development Program (PNDP). PNDP promotes REDD+ projects such as the Tiko-Limbé III councils in the AEZ 4 on the reduction of deforestation and degradation of the Tiko-Limbé mangrove through the integrated management of mangroves and coastal forests, and another one with the Yoko council in the AEZ 5 aimed at contributing to the protection of 29,500 ha of the Yoko Communal Forest against any form of destruction while improving the living conditions of local populations. In the same vein, the IUCN implemented a project on multi-stakeholder participation in the REDD+ process in the Dja and Lobo division. A PES initiative was developed by the Centre for Environment and Development (CED) with micro-zoning activities of community forests, agroforestry development, beekeeping and promotion of NTFPs (Non-timber forest products).

3. Programme objectives

The objective of the programme to reduce emissions is to ensure Green growth which is based on the putting in place of policies, measures and low-carbon impact technologies. Specifically, this involves:

- Enhancing the productivity of agricultural systems to increase revenue and reduce anthropogenic pressure on the forests;
- Limiting the negative impact of mining and construction of infrastructure on the environment;
- Improving the carbon footprint and increasing the socio-economic contribution of timber and non-timber forest resources to the national and local economy;
- Meeting demand for wood energy while reducing pressure on the forests;
- Putting in place an enabling environment to reduce emissions.

4. Programme territorial coverage

The programme intervention area covers 11 divisions in 4 regions: *Dja and Lobo, Ocean, Ntem Valley, Mvila (South region); Nyong and So’o, Nyong and Mfoumou, Lékié, Mfoundi,*

Nyong and kellé, Mefou Afamba, Mefou Akono (Centre region), Sanaga Maritime (Littoral region) and Haut Nyong (East region).

5. Programme components

The programme consists of 05 components presented as follows:

Component 1: Promotion of low-carbon agriculture

The first component of this programme aims at promoting crops with low potential for deforestation and forest degradation in the oil palm, cocoa and food crops sectors. This will also involve a better exploitation of the agricultural products obtained. This entails the carrying out of the following activities:

- Production of soil suitability maps for oil palm, cocoa and food crops production;
- Rationalization of the use of fertilizers and agrochemicals in these sectors;
- Ease access to improved plant species;
- Promotion of RSPO certification of oil palm plantations;
- Support to smallholder productivity involving more young people, indigenous communities and women in the palm oil value chain;
- Promotion of "Avoided Deforestation" certification in cocoa growing;
- Rehabilitation of old cocoa plantations through agroforestry techniques;
- Provision of support to smallholder producers and involvement of more young people and women in the cocoa value chain;
- Promotion of the cultivation of associated crops and the use of green manure;
- Introduction of appropriate post-harvest management techniques;
- Set up conservation and processing units per production basin;
- Support the organization of marketing channels.

Component 2: Sustainable management of forests, restoration of landscapes and promotion of low impact logging

The second component aims at promoting community and communal forestry, with a low impact logging, securing permanent forests, improving wood processing and creating SMEs for timber and non-timber forest products. This will involve:

- Promotion of the creation of community and communal forests;
- Improvement in the management of community and communal forests;
- Support the design and implementation of development plans;
- Promotion of the wood value chain to increase the rate of timber harvesting
- Promotion of forest certification;
- Strengthening the mechanism for the implementation of ESMPs in the forest sector;

Cameroon's Forest Investment Plan

- Supervision of stakeholders in the informal sector of forest and wildlife production;
- Classification, registration and application of sustainable and participative management of permanent forests;
- Creation of ZIGGCs in buffer zones
- Protection of forests through zoning, patrolling and monitoring the forest reserve;
- Promotion of conservation concessions and payments for environmental services (PES);
- Improvement in the recovery of waste/scrap from industrial wood processing;
- Provision of support in the creation of the Domestic Timber Market (DTM);
- Promotion of wood processing, drying and storage methods;
- Promotion of advanced wood processing techniques (2nd /3rd generation transformation);
- Provision of technical support to associations and cooperatives and SMFEs;
- Provision of support in the production of NTFPs, including beekeeping, mushroom cultivation and amelioration of the NTFP value chain:
- Promotion of eco-touristic activities.

Component 3: Development of environmentally friendly mining infrastructure and operations

The third component will focus on strengthening institutional and technical capacities of the stakeholders. This will include more particularly:

- Organization of awareness campaigns to professionalize craft miners;
- Promotion compliance with REDD + targets by industrial mining companies;
- Promotion of the use/application of low-carbon impact methods and techniques;
- Provision of support in the form of compensation programmes of afforestation, reforestation and restoration of degraded areas;
- Putting in place multi-sectoral consultative frameworks to ease and enhance cross-sector dialogue and coordination.

Component 4: Wood energy supply in major cities

This component aims at promoting the efficient use of fuel wood. Complementary activities are presented below:

- Vulgarization of energy-saving technologies (improved cooking stoves/fish smoking ovens, alternative sources of energy for households) in socio-professional sectors;
- Development of sustainable wood energy supply schemes for major towns;

- Support the strengthening of the wood energy value chain;
- Promotion of low-emission energy sources, micro-infrastructure and low-energy consumption home-equipments;
- Collection and exploitation of scraps from sawmills and agricultural waste.

Component 5: Zoning, regional development and governance

The last component of the programme includes activities related to the monitoring-assessment improvement of forest and wildlife management and legal, technical and financial frameworks for forest resources management with a view to making them an incentive. This will include:

- Provision of support to the operation of multi-sectoral consultative frameworks to ease and enhance cross-sector dialogue and coordination;
- The setting up of a National Forest Monitoring System (NFMS-MRV) and keeping a register that will contain REDD+ projects and initiatives;
- Capacity building for stakeholders on data monitoring and collection for the MRV;
- Capacity building for the participative monitoring of REDD+ impact on communities
- Coordination of the activities of the programme;
- Capacity building on profit sharing and conflicts management;
- Promotion of the use of legal timber for public works;
- Development and implementation of financial incentives, compensation and benefits, social, economic and environmental mechanisms for land-use scenarios that limit deforestation;
- Drawing up an advocacy for granting community land tenure, simplifying procedures that will enable vulnerable households to acquire land tenures, and land access to women and indigenous peoples;
- Drafting of guidelines for the design of land development and planning schemes at the regional and local level.

6. Expected results

Considering the activities that shall be carried out, the expected results of the programme are presented in the table 18 below:

Cameroon's Forest Investment Plan

Table 18: Results based framework

Activities	Expected results	Transformational impact
Component 1: Low-carbon agriculture		
<ul style="list-style-type: none"> • Designing soil suitability maps for oil palm cultivation; • Rationalizing the use of fertilizers and agrochemicals in the sector; • Easing access to improved plant material; • Promotion of RSPO certification of oil palm plantations; • Support smallholder productivity and that involve more young people and women in the palm oil value chain 	<ul style="list-style-type: none"> - The map of soils suitable for growing oil palm is available - Seeds of improved varieties are available and affordable - Use of fertilizers and agrochemicals adapted by producers - Large companies commit to comply with RSPO certification - Smallholder productivity increased - The number of women and young people involved in the production of palm oil is increased 	<p>High productivity in the palm oil value chain</p> <p>Limiting forest destruction to extend palm plantations</p> <p>The income and living standard of the value chain stakeholders improved</p>
<ul style="list-style-type: none"> • Design soil suitability maps for cocoa growing; • Rationalizing the use of fertilizers and agrochemicals in the sector; • Easing access to improved plant species; • Promoting "Avoided Deforestation" certification in cocoa growing; • Rehabilitation of old cocoa plantations through agroforestry techniques • Support smallholder productivity and involve more young people and women in the cocoa value chain; 	<ul style="list-style-type: none"> - The map of soils suitable for cocoa growing is available - Seeds of improved varieties are available and affordable - Use of fertilizers and agrochemicals adapted by producers - Large companies commit to comply with "Avoided Deforestation" certification - Smallholder productivity increased - Old cocoa plantations have been rehabilitated - The number of women and young people involved in cocoa production is increased 	<p>Higher productivity in the cocoa value chain</p> <p>Limiting forest destruction during the extension of cocoa plantations</p> <p>The income and living standard of the value chain stakeholders improved</p>
<ul style="list-style-type: none"> • Production of soil suitability maps for targeted food 	<ul style="list-style-type: none"> - The map of soils suitable for targeted food crops is 	<p>High productivity in food crops value chains</p>

Cameroon's Forest Investment Plan

Activities	Expected results	Transformational impact
<p>crops;</p> <ul style="list-style-type: none"> • Rationalize the use of fertilizers and agrochemicals in targeted sectors; • Ease access to improved plant species; • Promotion of the cultivation of associated crops and the use of green manure 	<p>available</p> <ul style="list-style-type: none"> - Seeds of improved varieties are available and affordable - Use of fertilizers and agrochemicals adapted by producers - Smallholder productivity has been increased - There are mixed plantations; - Organic farming is practised; - The number of women and young people involved in food crops production is increasing 	<p>enhanced</p> <p>Limiting forest destruction avoided during the extension cultivated surfaces for food crops</p> <p>The income and living standard of the value chain stakeholders improved</p>
<ul style="list-style-type: none"> • Introduction of appropriate post-harvest management techniques • Set up conservation and processing units per production basin • Support the organization of marketing channels 	<ul style="list-style-type: none"> - Post-harvest losses have been reduced - Improved and sustainable product quality - Added value of improved products - Successful marketing channels 	<p>Stakeholders' income is high and stable</p> <p>Diminished forest extraction</p>
Component 2: Sustainable management of forests, restoration of landscapes and promotion of low impact logging on the environment		
<ul style="list-style-type: none"> • Promote the creation of community and communal forests • Improve the management of community and communal forests 	<ul style="list-style-type: none"> - New community and communal forests delineated and allocated - Community and communal forests management plans implemented 	<ul style="list-style-type: none"> - Rational use of space - Protection / strengthening of vegetation cover in community and communal forests; - Increase in communal and community revenue
<ul style="list-style-type: none"> • Support the design and implementation of forest development plans 	<ul style="list-style-type: none"> - Communal and community forests developed - Increased logging rate 	<p>Increased vegetation cover</p> <p>Illegal logging reduced</p>

Cameroon's Forest Investment Plan

Activities	Expected results	Transformational impact
<ul style="list-style-type: none"> • Promote the wood value chain to decrease the rate of timber harvesting • Promote forest certification • Strengthen the mechanism for the implementation of ESMPs in the forest sector • Supervision of stakeholders in the informal sector of forest and wildlife production 	<ul style="list-style-type: none"> - “Lower carbon impact” certified forests - Environmental and social issues taken into account in the management of forest areas - Stakeholders in the informal sector supervised - The informal sector of forest and illegal wildlife exploitation is under control 	<p>Optimal development of forests</p>
<ul style="list-style-type: none"> • Classify, register and apply sustainable and participative management of permanent forests • Creation ZIGGCs in buffer zones • Protection of forests through zoning, patrolling and monitoring the forest reserve • Promotion of conservation concessions and payments for environmental services (PES) 	<ul style="list-style-type: none"> - Permanent forests are classified, registered and managed in a sustainable and participative manner - The management of buffer zones around protected areas has been improved and income-generating activities have been expanded in the ZIGGC - Forest reserves are monitored and controlled - Conservation concessions are developed and payments for environmental services (PES) achieved; 	<ul style="list-style-type: none"> - Increase in forest cover - Forests are protected - Increase in the income of stakeholders in the ZIGGC
<ul style="list-style-type: none"> • Improve the exploitation of waste/scraps from industrial wood processing • Support the creation of the Domestic Timber Market (DTM) • Promoting wood processing, drying and storage methods • Promoting advanced processing techniques (2nd /3rd generation transformation) 	<ul style="list-style-type: none"> - Wood waste and scraps are exploited - Higher Wood processing yields - Many people practise wood drying and storing - Many people practise 2nd and 3rd generation wood processing 	<p>Increase in wood processing income</p> <p>Limiting pressure on forests</p>
<ul style="list-style-type: none"> • Support associations and cooperatives and strengthen 	<ul style="list-style-type: none"> - SMFEs are better structured and more competitive 	<p>Increase in SMFEs revenue</p>

Cameroon's Forest Investment Plan

Activities	Expected results	Transformational impact
<p>SMFEs;</p> <ul style="list-style-type: none"> • Support the production of NTFPs, including beekeeping, mushroom cultivation and improvement of the NTFPs value chain • Promotion of ecotourism activities 	<ul style="list-style-type: none"> - NTFPs value chains including beekeeping and mushroom growing are more efficient - Associations and cooperatives are better structured and more efficient - Increase in eco-touristic activities 	<p>Pressure on forest resources reduced</p>
Component 3: Development of environmentally friendly mining infrastructure and operations		
<ul style="list-style-type: none"> • Organization of awareness campaigns to professionalize craft miners • Promotion of compliance with REDD + targets by mining and industrial companies • Promotion of the use/application of low-carbon impact methods and techniques • Support the form of compensation programmes of afforestation, reforestation and restoration of degraded areas • Putting in place multi-sectoral consultative frameworks to ease and enhance cross-sector dialogue and coordination 	<ul style="list-style-type: none"> - Artisanal miners are more professional - Mining and industrial companies are in compliance with REDD + objectives - Many people practise low-carbon impact methods and techniques - Multi-sectoral consultative frameworks are operational 	<ul style="list-style-type: none"> - Cross-sector dialogue and coordination have been enhanced - The development of infrastructure and mining is carried out in compliance with environmental standards
Component 4: Wood energy supply in major cities		
<ul style="list-style-type: none"> • Dissemination of energy-saving technologies (improved cooking stoves: fish smoking ovens, other sources of energy for households) in socio-professional sectors; • Development of sustainable wood energy supply schemes 	<ul style="list-style-type: none"> - Energy-saving technologies are known and have been adopted (improved cooking stoves/fish smoking ovens, micro-infrastructure and other sources) - Sustainable wood energy supply schemes for major cities have been designed 	<ul style="list-style-type: none"> - A more rational and optimal energy consumption in major cities - Reduced pressure on forests

Cameroon's Forest Investment Plan

Activities	Expected results	Transformational impact
<p>for major towns;</p> <ul style="list-style-type: none"> • Supporting the strengthening of the wood energy value chain • Promotion of low-emission energy sources, micro-infrastructure and home-energy equipment; • Collection and exploitation of scraps from sawmills and agricultural waste 	<ul style="list-style-type: none"> - The wood energy value chain has been strengthened - Low-emission energy sources and home-energy equipment are affordable - Scraps from sawmills and agricultural waste are collected and exploited 	
Component 5: Zoning, regional development and governance		
<ul style="list-style-type: none"> • Support the operation of multi-sectoral consultative frameworks to ease and enhance cross-sector dialogue and coordination • Contribute in the setting up of a National Forest Monitoring System (NFMS-MRV) and REDD+ projects / initiatives registry • Capacity building for stakeholders on data monitoring and collection for the MRV • Capacity building for the participative monitoring of REDD+ impact on communities • Coordinate the activities of the programme • Capacity building on profit sharing and conflicts management 	<ul style="list-style-type: none"> - Consultative frameworks are operational - The SNSF is operational - The REDD+ registry containing projects and initiatives is available - Stakeholders are involved in data monitoring and collection for the MRV - REDD+ impact on communities is known and can be measured - Benefit sharing and conflict management mechanisms are effective - The programme is coherently implemented 	<p>Rational use of forest and wildlife resources</p> <p>The carbon footprint improved</p>
<ul style="list-style-type: none"> • Promotion of the use of legal timber for public works • Development and implementation of financial incentives, 	<ul style="list-style-type: none"> - The quantity of legal timber in public market raised - Financial incentives, compensation and benefits, social, 	<p>The legal environment is conducive to reducing emissions from DD</p>

Cameroon's Forest Investment Plan

Activities	Expected results	Transformational impact
<p>compensation and benefits, social, economic and environmental mechanisms for land-use scenarios that limit deforestation</p> <ul style="list-style-type: none"> • Draw up an advocacy for granting community land tenure, simplifying procedures that will enable vulnerable households to acquire land tenures, and land access to women and indigenous peoples • Draft guidelines for the design of land development and planning schemes at the regional and local level 	<p>economic and environmental mechanisms for land-use scenarios that limit deforestation developed and implemented</p> <ul style="list-style-type: none"> - Advocacy has been drawn up and implemented - Guidelines for the design of land development and planning schemes at the regional and local level drafted 	

7. Implementation

To ensure coherence and coordination of all programme activities, an ER Programme Task Force will be created and embedded within the existing national REDD+ institutional arrangement.

The technical committees will be in charge of managing the ER programme activities at the local level. Under the coordination of the Senior Divisional Officer, the technical committees will be composed of divisional representatives of MINEPDED, MINADER, MINFOF and other sectoral ministries, civil society, indigenous peoples as well as the private sector.

The attributions of the technical committees will include:

- monitoring the implementation of the ER Programme activities at the local level;
- collecting and providing information at the local level during discussions, exchanges and reflection with all the stakeholders to support the construction of the national strategy;
- facilitating consultations to identify the local ER activities.

8. READINESS

Ministry of Environment, Nature Protection and Sustainable Development (MINEPDED) Cameroon: Provide policy guidance for REDD+ implementation. MINEPDED is in charge of general coordination of the National REDD+ framework aiming to meet national sustainable development goals. Provides s advise and approve implementation of project level REDD+. The REDD+ Technical Secretariat has the required expertise to develop the national REDD+ strategy and monitor the implementation of REDD+ in the country.

Ministry of Forestry and Wildlife (MINFOF) Cameroon: Provide policy guidance throughout the project and help address legal implications for successful project implementation. Also provide documentation and support in the process of curbing illegal logging, and ensuring that companies involved in logging concessions adhere to submitted management plans. MINFOF will continue to provide conservation services to the reserves in the area through its technical staff.

National Climate Change Observatory (ONACC): ONACC has as principal objective to evaluate the socio-economic impacts, as well as propose environmental measures of prevention, mitigation and adaptation to harmful effects and risks linked to climate change. As one of its missions, ONACC collects and analyses reference information on climate change. In order to create a reliable national network to collect and transmit data and information, ONACC will build the capacity of institutions and organizations handling and dealing with climate change information. ONACC will put at the disposal of decision makers, public and private sectors as well as different national and international organizations, reference information on the activities of the ER Programme. ONACC will therefore work closely with the Technical Secretariat to assess and monitor the impact of the programme on climate change issues, and particularly on emissions reductions.

Other public administrations like the Ministries of Agriculture and Rural Development (MINADER); Mines, Industry and Technology Development (MINMIDT); Economy, Planning and Regional Development (MINEPAT); Livestock, Fisheries and Animal Industry (MINEPIA); Water Resources and Energy (MINEE) will play a key role in the implementation of the ER Programme. These ministries are equipped with technical experts and field staff capable of intervening at different levels during the programme implementation.

Local communities including women: Community leaders will coordinate community participation and ensure success of activities undertaken within and with their respective communities. They will also guide the project on issues of benefit sharing and ensure it takes place efficiently and equitably. Representatives of councils will be represented on the project management board. It should be noted that all the municipal councils in the ER Programme area have been sensitized on REDD+ and have benefited from capacity building and training through the National Participatory Development Programme (PNDP). Communities are working closely with Environmental NGOs in their region and are thus equipped to support the ER Programme.

9. FINANCING PLAN (USD million)

The programme will have funds to support the implementation of the programme from grants (FCPF, IUCN, FIP, CAFI). Overall, the programme will generate significant amount of carbon revenue after 10 years of implementation.

The possible gaps in the financial plan for the ER programme are: finance is only accessible during the latter part of the ER programme; lack of finance for investments to achieve ER programme targets; FIP and CAFI only meet partial investment needs of the ER programme; inadequate finance for implementation of the ER Programme;

To fill these gaps, Cameroon will

- Develop a Financial Tracking Initiative to follow up finances from donors to in-country recipients and ultimately ER Programme activities to determine: commitments and disbursements of finances; timelines between when funds are allocated and actually disbursed; types of activities supported by the current financial allocations;
- Get a loan guarantee from the World Bank so as to provide certainty for sustainable production activities in ER programme. This will attract investors;
- Initiate discussions with private sector stakeholders.

This financial tracking Initiative will be aimed at improving transparency around the ER programme financing mechanism in particular and REDD+ financing mechanism in general. And it will also provide information that will help the Cameroon government and other REDD+ stakeholders better assess gaps and needs in the REDD+ strategy.

Cameroon has requested recently a multilateral partnership, CAFI (USD 1 000,000) to support Cameroon effectively, designed a comprehensive National Investment Framework to address drivers of deforestation and forest degradation and a financing mechanism. The Forest Investment Programme also has a similar objective. The FIP and CAFI will provide financial support to Cameroon ER programme.

Table 19: Breakdown of programme cost

Investment Programmes and their components	FIP	CAFI	GoC	Other indicative and scalable funding sources				TOTAL
				(GCF/ GEF/ KfW/ JICA/ EU)	WB	AfDB	AFD/ CD2	
INVESTMENT PROGRAMME 1: Reducing emissions from deforestation and forest degradation in the Southern forested plateau of Cameroon								
Component 1.1: Low-carbon impact agriculture								
Activity 1: Promotion of a low potential deforestation and forest degradation in oil palm and cocoa growing;	1.5	3	2	1.5	2	0	0	10
Activity 3: Promotion of a low potential deforestation and forest degradation in food crops growing (peanuts, banana trees, cassava, coco-yams, corn);	2.5	3	2.5	3.5	3.5	1.5	3.5	20
Activity 4: Development of value chains in agricultural products.	2	1.5	1	2	2	1.5	0	10
Sub-total	6	7.5	5.5	7	7.5	3	3.5	40
Component 1.2: Sustainable forest management and landscape restoration								
Activity 5: Promotion of the creation of inclusive community and communal forestry and payments for environmental services (PES);	1.5	4.5	1.5	1.5	3.0	0.5	2.5	15
Activity 6: Promotion of low impact logging in forest concessions and communal forest, community forests and other forest titles such as "Assiettes de coupe"	1.5	2.5	2.5	1.5	1.5	1	1.5	12
Activity 7: Securing permanent forest estates	1	1.5	1	1.5	1.0	1	1	8
Activity 8: Setting up of Small and Medium-sized Enterprises (SME) to promote timber and non-timber forest products	1.5	1.5	1.5	4.5	3.0	0.5	2.5	15
Activity 9: Building of institutional and technical capacities of stakeholders in the forest-based industry	1.5	1.5	0.5	1.5	1.0	1.177	0	7.177
Activity 10: Strengthening incentive, legal, technical and financial frameworks of forest resources management	0.5	0.5	0.5	0.5	0.5	0.5	0	3
Sub-total	7.5	12	7.5	11	10	4.677	7.5	60.677
Component 1.3: Infrastructure and mines								

Cameroon's Forest Investment Plan

Activity 11: Institutional and technical capacity building and involvement of stakeholders	1.5	2	0.5	1.5	1.5	1.5	0.5	8
Sub-total	1.5	2.0	0.5	1.5	1.5	1.5	0.5	8
Component 1.4: Wood Energy supply in large cities								
Activity 12: Promotion of the efficient use of wood energy	1.5	3.5	0.5	3.0	1.5	1.5	0.5	12
Sub-total	1.5	3.5	0.5	3.0	1.5	1.5	0.5	12
Component 1.4: Zoning and land use planning, governance								
Activity 13: Improvement in the forest and wildlife management monitoring and assessment	1	0.5	1.5	1.5	1.5	0	0	6
Activity 14: Project Monitoring and evaluation	0.5	2	0	1.5	0	0	0	4
Sub-Total	1.5	2.5	1.5	3.0	1.5	0	0	10
SUB-TOTAL IP1	18	27.5	14.5	25.5	22	10.677	12.0	130.177

Investment programme 2: Resilience and adaptation to climate change in high savannahs and Sudano-Sahelian zone

Role in the programme		Institution	
Implementing MDB		AfDB	
PTF and partner MDB		KFW, WB AFD, GIZ, UNDP, EU, GEF,	
Lead national entity		MINEPDED	
Other public administrations involved		MINEPIA, MINMIDT, MINFOF, MINEE, MINCOMMERCE	
Status summary		Source	Contribution
Project Name	Resilience and adaptation to climate change	FIP	6
		CAFI	46.5
		GoC	8.5
		GEF, KfW, GCF, JICA, EU etc	31
		WB	8
		AfDB	15
		AFD	0
		Overall funding requested	115 USD million

Cameroon's Forest Investment Plan

Country and region	Cameroon's North and Far North		
Type of funding	Grant		
Status	CIF submission planned - November 2017		
Expected GCF Board	2017		

Summary

In recent years, pressure on forest and pastoral resources has been the major concern in the agro-ecological zones of high savannahs and Sudano-Sahelian zones (AEZ1 and AEZ2). Wood energy and timber harvesting as well as overgrazing and mineral excavation due to mining add stress to forest resources. Other associated phenomena and the precarious situation of communities of this region are aggravated by the severe dry climatic conditions that accentuates vulnerability. Because of the importance that Cameroon government attaches to the forestry legislative framework, its implementation goes right down to the local level.

There are equally weaknesses in the monitoring of the wood energy and livestock sectors due in particular to low human capacity, poor governance and inadequate cross-sector coordination. Deploying a spatial planning and spatial management approach would imply the development of a programme for the management of cattle transhumance areas to limit livestock herding in forest areas and on degraded lands. This will thus involve investing in activities of capacity building and governance in the mining sector to promote environmentally friendly mining. The promotion of nature-based ecotourism in the picturesque landscapes of Far North Cameroon will likely improve the preservation of natural resources.

This programme also aims at investing in the organization of urban wood energy supply in the major cities of the region and encouragement of tree plantations for fuelwood production and supply as well as other services. In order to meet these objectives, it is primordial to lay emphasis on capacity building, developing and adapting policies to meet new challenges, putting in place an enabling institutional framework for wood energy supply, promotion of sustainable pasture management and control in the delivering of small mining permits.

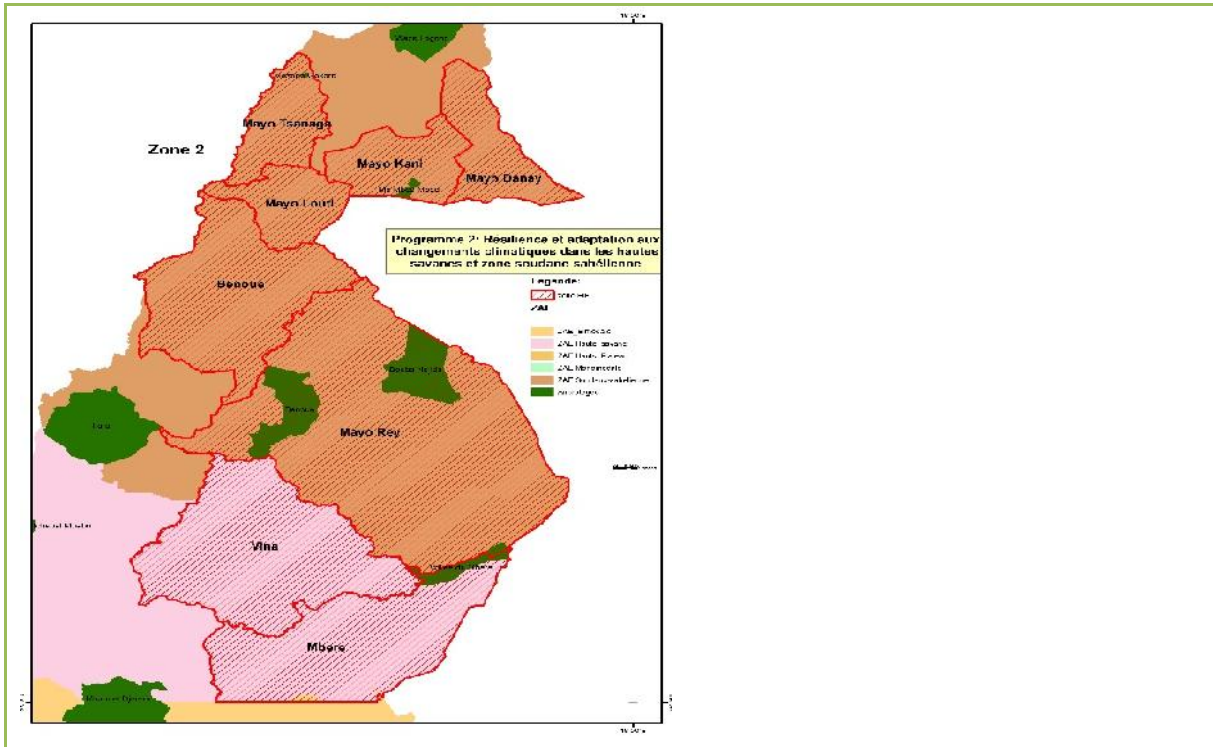


Figure 22: showing the location of investment programme 2

1. PROGRAMME BACKGROUND AND JUSTIFICATION

Policy, legal framework and institutional arrangement

In terms of forest management, Cameroon has a strong institutional and legal framework supported by zoning that determines the forest areas to be conserved (permanent forest) and those to be exploited (non permanent forest). The forest management model adopted in Cameroon is that of decentralization, in the form of communal and community forests, and the sharing of forest revenue between the State, councils and riparian communities which is governed by a joint decree signed between the MINATD, MINFI, and MINFOF. But this organization faces problems of cross-sector coordination, monitoring and implementation of legal vacuum (on wood energy in particular) and integration of all stakeholders involved.

In the same vein, the livestock sector, despite government's efforts, remains a weak and vulnerable sector. Institutional weakness and poor training of human resources have led to severe degradation of pastoral landscapes, resulting in frequent conflicts between farmers and livestock breeders. Moreover, the granting of small mining permits has become a cancer to the forest because of the disorganized and increasingly mechanized exploitation.

Beyond the sectoral aspects, key drivers of deforestation and forest degradation include fuelwood harvesting, extensive agriculture, livestock herding and artisanal mining, which negatively impact forest resources. The underlying causes of DD in this area include internal and external demand for wood resources, poor implementation of sectoral policies and the demand of the sub-regional and international market. To revert these direct and indirect

drivers, the initiation of activities that will limit deforestation becomes indispensable.

Investment programme 2 will therefore help to reduce pressure on already overstressed forest resources. Secondly, the proposed interventions/activities will go a long way to improve the livelihoods of communities as well as reduce the deforestation rate. The medium and long-term goal is to restore a green belt in the Sahel region and eventually avoid rapid desertification. Programmes already developed by MINFOF (reforestation), MINEPDED (sahel vert), MINEPIA/World Bank (PRODEL), **the ongoing African Forest Landscape Restoration Initiative (AFR100) aiming to restore over 12 million ha in Cameroon by 2030**, GIZ and civil society stakeholders on wood energy production, soil restoration, sustainable management of pastures and watersheds will be enhanced.

The programme targets all stakeholders in three sectors, particularly at the institutional, private, CSOs and local community levels. The impact of the proposed projects on vulnerability will enable beneficiaries not only to raise their living standard but also to be more resilient to climate change.

Programme change: The programme ultimately aims at modernizing the institutional framework of the three targeted sectors in order to reduce pressure on forest resources. In practical terms, the wood energy sector will be better regulated and organised, small mining permits will be better managed with fewer impact on forests, and degraded pastoral landscapes will be restored.

2. PROGRAMME DESCRIPTION

The activities of the programme target the forestry, mining and livestock sectors. The first component will focus on the management of the wood energy sector through production, transportation, supply and marketing as well as stakeholders' capacity building and supervision. The second component will focus on the management of agro-sylvo-pastoral areas, particularly the restoration of pastoral landscapes and fodder production. The third will focus on the management of small mining permits and restoration of degraded lands. The fourth component will be based on capacity building. And finally, the fifth component shall promote ecotourism oriented towards integrated environmental management.

3. PROGRAMME AREA

The activities of the Investment Plan will target specific areas. This zone is rather partly dry and mainly covered with savannah (wooded savannah), tall grasses, savannah mosaic, steppe and gallery forest. This zone is subject to combined pressure of agricultural expansion, wood energy harvesting, bush fires, influx of refugees and **internally** displaced people, and international transhumance. Wood in this area is the major source of energy for more than 90% of households. Wood energy harvesting has become an economic activity in its own right for some communities.

This programme will be implemented by national entities involving (MINEPDED, MINFOF, MINEE, MINEPIA, MINTOUL) and other relevant ministries. Other stakeholders such as

CSOs, NGOs, TFPs, universities, research institutes and private sector will contribute to the implementation of proposed activities.

4. PROGRAMME OBJECTIVES

The programme aims at reducing the vulnerability of stakeholders and enhancing their resilience through improved natural resources management frameworks and reduced deforestation and degradation. Specifically, this involves:

- Stakeholder capacity building in the sector;
- Enhancement of cross-sector coordination;
- Enhancement governance and behavioural change;
- Promotion of ecotourism.

5. PROGRAMME COMPONENTS

Component 1: Management of the wood energy sector

Investments will be focused on production, transportation, supply, marketing, and supervision of stakeholders in the sector. This will include:

- Promotion of energy-saving technologies (improved cooking stoves/smoke ovens, other sources of energy for households) in socio-professional sectors;
- Development of sustainable wood energy supply schemes for major cities like Garoua
- Support the enhancement of the wood energy value chain;
- Promotion of low-emission energy sources, micro-infrastructure and home-energy equipment;
- Support to the collection and transformation of scraps logging and wood transformation;
- Collection and exploitation of scraps from sawmills and agricultural waste;
- Capacity building for stakeholders in the sector.

Component 2: Integrated management of agro-sylvo-pastoral lands

This component will lay emphasis on the coherence of activities relating to wood energy, reforestation and restoration of agro-sylvo-pastoral landscapes. This will further include:

- Provision of support in the development of agro-sylvo-pastoral landscapes (protection and restoration of pasture areas);
- Development of forest plantations by increasing the tree cover and leaving old fields lying fallow;
- Provision of support in compensation programmes such as reforestation and restoration of degraded vegetation;
- Restoration of forests and agroforestry landscapes;
- Rehabilitation of forest reserves;
- Protection of watersheds to enhance qualitative and quantitative water supply;
- Development of Urban Forestry.

Component 3: Sustainable management of mining resources

This component will largely focus on strengthening institutional and technical capacities and encouraging the stakeholders involved. This will particularly include:

- Monitoring ESMPs;
- Complying with specifications;
- Implementing specifications;
- Rehabilitating sites;
- Setting up **artisanal** mining cooperatives or associations;
- Ensure effective and appropriate use of the resources meant for the rehabilitation of sites;
- Sustaining IGAs that will result from EI;
- Monitoring social responsibilities;
- Setting up local committees to monitor EI.

Component 4: Zoning, regional development and governance

This component is aimed at improving the governance framework of various sectors by carrying out the following activities:

- Supporting the operation of multi-sectoral consultative frameworks to ease and enhance cross-sector dialogue and coordination;
- Contributing to the setting up of a National Forest Monitoring System (NFMS-MRV) and keeping a registry that will contain REDD+ projects and initiatives;
- Stakeholder capacity building on data collection and monitoring for the MRV;
- Capacity building on the participative monitoring of REDD+ impact on communities;
- Development and implementation of financial incentives, compensation and benefits, social, economic and environmental mechanisms for land-use scenarios that limit deforestation;
- Drawing up an advocacy for granting community land tenure, simplifying procedures that will enable vulnerable households to acquire lands, and ease land access to women and indigenous peoples;
- Drafting of guidelines for the design of land development and planning schemes both at the regional and local level;
- Coordinating the activities of the programme;
- Capacity building on benefit sharing and conflicts management;
- Capacity building for stakeholders on data collection and monitoring for the MRV;
- Capacity building on participative monitoring of REDD+ impact on communities;
- Calculation of the overall benefits in terms of reducing carbon emissions in comparison with BAU;
- Putting in place of a legal framework for environmental mitigation/ compensation of investment projects on low carbon emissions in woodlands.

Component 5: Promotion of sustainable ecotourism

This component aims at enhancing the use of natural resources for eco-touristic purposes. This includes:

- Promotion of integrated management of touristic landscapes;
- Promotion of wildlife and floristic ecotourism in the northern part of the country;
- Promotion of the construction/ rehabilitation of touristic infrastructure in favour of tourist attraction;
- Capacity building for communities in ecotourism and training of local tourists guide.

6. EXPECTED RESULTS

The implementation of this programme will globally transform deforested and degraded areas into resilient and multifunctional ecosystems, reduce the livelihood vulnerability of communities to climate change, increase carbon stocks and enhance multi-sectoral collaboration and governance in natural resource management.

The expected results per activity are presented in the table 20 below:

Table 20: Expected results

Activities	Expected results	Transformational change
Wood Energy sector management		
<ul style="list-style-type: none"> • Promotion of energy-saving technologies (improved cooking stoves, provision of other cleaner sources of energy for households) in socio-professional sectors; • Development of sustainable wood energy supply schemes for major cities like Garoua • Support and strengthen the wood energy value chain; • Promotion of low-emission energy sources, micro-infrastructure and home-energy equipment; • Support the use logging scraps; • Collection and exploitation of scraps from sawmills and agricultural waste; 	<ul style="list-style-type: none"> - Increased use of improved cooking stoves and fish drying ovens -The city of Garoua is supplied with wood energy Wood scraps are exploited and no waste is disposed of 	<ul style="list-style-type: none"> - Reduced the quantity of fuel wood used between 30% and 60% compared with traditional stoves - Harvested wood is rationally used in the city of Garoua

Cameroon's Forest Investment Plan

Management of agro-sylvo-pastoral landscapes		
<ul style="list-style-type: none"> • Support for the development of agro-sylvo-pastoral landscapes (protection of pasture lands); • Development of forest plantations by increasing the tree cover and leaving old fields lying fallow; • Support compensation programmes such as the reforestation and restoration of degraded vegetation; • Restoration of forests and agroforestry landscapes; • Rehabilitation of forest reserves; • Protection of watersheds to enhance qualitative and quantitative water supply; • Development Urban Forestry 	<ul style="list-style-type: none"> -Amelioration of pasture lands - Forage areas planted - Pastures improved - Surface area of cleared areas reduced -New forage varieties introduced 	<ul style="list-style-type: none"> -Reduced deforestation /degradation rates -Increase in biomass and carbon stocks
Sustainable management of mining resources		
<ul style="list-style-type: none"> • Monitoring ESMPs; • Complying with specifications • Implementing specifications • Rehabilitation of sites • Setting up of miners' cooperatives or associations; • Effective use of the resources meant for the rehabilitation of sites; • Sustaining Income Generation Activities (IGAs) that will result from EI; • Monitoring social responsibilities; • Setting up local committees to monitor EI, 	<ul style="list-style-type: none"> - The number of small-scale miners' cooperatives/associations increased -Local monitoring communities set up -ESMPs implemented 	<ul style="list-style-type: none"> - Reduction in the size destroyed areas - Small-scale miners are aware of the impact of artisanal mining -local community monitoring improved
Zoning, regional development and governance		
<ul style="list-style-type: none"> • Provision of support to the operation of multi-sectoral consultative frameworks to ease and enhance cross-sector dialogue and coordination; 	<ul style="list-style-type: none"> - Financial incentives, compensation and benefits sharing, social, economic and environmental mechanisms for land-use scenarios that 	<ul style="list-style-type: none"> A more conducive environment for sustainable forest management set up

Cameroon's Forest Investment Plan

<ul style="list-style-type: none"> • Contribute in the setting up of a National Forest Monitoring System (NFMS-MRV) and putting in place of a REDD+ registry that contain REDD+ projects and initiatives; • Capacity building for stakeholders on data monitoring and collection for the MRV • Capacity building for the participative monitoring of REDD+ impact on communities • Development and implementation of financial incentives, compensation and benefits sharing, social, economic and environmental mechanisms for land-use scenarios that limit deforestation • Drawing up an advocacy for granting community land tenure, simplifying procedures that will enable vulnerable households to acquire lands, and ease of land access to women and indigenous peoples • Drafting of guidelines for the design of land development and planning schemes both at the regional and local level; • Coordination of the activities of the programme; • Capacity building on benefit sharing and conflicts management • Capacity building for stakeholders on data collection and monitoring for the MRV; • Capacity building on the participative monitoring of REDD+ impact on communities; • Calculation of the overall benefits in terms of reducing carbon emissions in comparison with BAU; • Setting up a legal framework for 	<p>limit deforestation have been developed and implemented</p> <ul style="list-style-type: none"> - Advocacy has been drawn up and implemented - Guidelines for the design of land development and planning schemes at the regional and local level drafted -The capacities of stakeholders build in community monitoring of the local impacts -ESMPs implemented and the negative impacts reduced 	
---	--	--

Cameroon's Forest Investment Plan

<p>environmental mitigation/compensation of investment projects of low carbon emissions in woodlands;</p> <ul style="list-style-type: none"> • Securing protected areas. 		
Promotion of ecotourism		
<ul style="list-style-type: none"> ▪ Promotion of integrated management of tourism landscapes ▪ Promotion of wildlife and floristic ecotourism in the northern part of the country ▪ Promotion of the construction/rehabilitation of touristic infrastructure in favour of tourist attraction ▪ Capacity building for communities in ecotourism and training local tourists guide 	<ul style="list-style-type: none"> -Communities trained in ecotourism-related occupations -Infrastructure for the promotion of ecotourism improved -The tendencies of deforestation and forest degradation reversed -Wood energy and other sources of clean energy introduced 	<ul style="list-style-type: none"> - The living standard of local communities improved owing to ecotourism -The local natural resources sustainably managed - A more conducive environment for the development of ecotourism put in place

7. PROGRAMME IMPLEMENTATION

Arrangements

The implementation of this programme will be led by six entities: MINFOF, MINEE, MINIMIDT, MINEPDED, MINTOUL and MINEPIA. These entities will collaborate with REDD+ TS, ONACC and the African Development Bank. In addition, other stakeholders will contribute to the implementation of the projects both at the regional and local level, including the CSOs, local communities and the private sector. Specialized state organizations such as ANAFOR and SODEPA will be also involved in the programme implementation.

For component 1, MINFOF and MINEE will be the lead entities, supported by MINCOMMERCE, MINEPDED, technical and financial partners as well as the civil society organisations in the active area. Activities related to reforestation, landscape restoration and wood waste/scraps shall be implemented by MINFOF, but those related to the wood-energy value chain will be led by MINEE and MINCOMMERCE. Component 2 will be implemented by MINEPIA with support from other institutions (MINFOF, MINEPDED) and other stakeholders on the field. Component 3, which deals with integrated management of mining permits, will be implemented by MINMIDT through CAPAM and with support from other institutions and other stakeholders.

Readiness

Cameroon has an enabling environment to implement this priority investment programme 2. At the national level and from an institutional point of view, MINEPDED through the National REDD+ Coordination is the lead entity for all projects relating to REDD+ and climate change. However, the Steering Committee (COFIL) of the REDD+ process shall be responsible for the overall coordination in terms of policies and practical orientations.

All stakeholders involved in the REDD + programme and the fight against climate change in Cameroon have gained experience through national and international trainings, workshops and meetings. The capacities of civil society, which have been in the past low keyed, have now been strengthened. Similarly, national entities have increased their engagement in the fight against climate change following the engagement of Cameroon to the Paris accord.

Technical and financial partners, international organizations and donors have each turned their attention on specific themes to assist the GoC realise its ambition. MDBs through projects on governance, livelihood support and infrastructure development, enhance the technical and institutional capacities of stakeholders. The GoC through the REDD+ national coordination has witnessed that stakeholders are getting involved in capacity building, monitoring and evaluation, awareness raising, better functioning of COFIL and improvement of cross-sector coordination.

Readiness has been carried out in recent years by REDD + national coordination through its technical arm, the REDD+ TS. This action was strengthened by IPCC, GEF and UNFCCC focal points and specialized bodies such as ONACC and DMN. Technical documents being drafted and finalized (National REDD + Strategy) will enable Cameroon to position itself as a State with sufficient capacities to implement REDD + activities.

At the local level, delegations of national entities at the regional, divisional and district levels will be able to rely on the REDD + and the CSO CC platform as well as local REDD + monitoring representations. Thus, officials of the decentralized services of the entities involved, from local stations heads to regional delegates, will be mobilized for the monitoring and evaluation that will be carried out using specific indicators **as specified by the M & E ToRs.**

Implementing partners: several categories of stakeholders shall be involved in the implementation, including CSOs (NGOs and associations), TFPs (GIZ, MDBs KfW, ADB, WB), private sector and state organizations.

8. ACTIVITIES AND STAKEHOLDERS IN THE PROGRAMME 2 AREA

Several projects in progress or already completed can be capitalized in this programme 2. These projects target the forestry, energy and livestock sectors. **They include:**

MINFOF's Pilot Project for Wood energy management and Reforestation (PPGBER) and the Programme to Support Implementation of the Rural Sector Development

Strategy - Forest / Environment Programmes

MINFOF's Pilot Project on Wood energy management and Reforestation (PPGBER), supported by the mutual fund of the Forest-Environment Sectoral Programme in the Far North and northern regions, began to implement its activities in 2012. This project is implemented in collaboration with the support programme for the implementation of the Rural Sector Development Strategy - Forest / Environment Programmes (GIZ-ProPFE) of the German Cooperation. The objective is to implement the strategy to improve the wood energy value chain developed for the Far North region, which aims at meeting the needs of communities in wood energy and restoring degraded lands. The planting of multi-purpose trees and intensification of fruit farming to improve nutrition and welfare of local communities are also essential to this programme. The achievements of this programme such as the strategy to modernize the wood energy value chain of the Far North region and the Urban Wood Energy Supply Master Plan of the city of Maroua provide the basis for the sector development.

MINFOF's Wood energy Project and National Reforestation Programme (NRP) aim at significantly increasing forest productivity and ensuring the renewal of forest resources to offset harvesting from logging. A National Energy and Poverty Reduction Plan (PANERP) was drawn up in June 2005. GoC has created a Regional Wood Energy Unit, CRBE which is a consultative framework and the Strategic Support Unit (UAS) responsible for the implementation and monitoring of activities related to wood energy.

➤ **The "Operation Green Sahel" project implemented by MINEPDED**

This project was launched in Maroua in July 2008 with the aim of re-greening the Sahelian zone and mainly the Mayo-Kani and Logone and Chari divisions whose forest resources are subjected to intense human pressure. The operation green Sahel was conceived based on the findings of the National Action Plan to combat desertification strategic action plan (PAN-LCD). The project integrates not only tree planting, but also monitoring, control of water and promotion of actions and practices that slow wood harvesting in the Sahelian zone. Since the beginning of the "Sahel Vert" operation, some 24,000 ha of trees have been planted and more than 150,000 improved cooking stoves have been distributed. These operations cost between CFA francs 800,000,000 and 1 billion Fcfa (\$US 2 million) each year. The project to restore the degraded forest of this zone is fully financed by the GoC. Cameroon has also committed to restore over 12 million ha by 2030 through the ongoing African Forest Landscape Restoration Initiative (AFR100).

➤ **Sustainable Development Programme for the Lake Chad Basin (PRODEBALT)**

PRODEBALT covers an area of 966,955 km² which comprises parts of Cameroon, Niger, Nigeria, CAR and Chad. This programme aims at conserving biodiversity and restoring watersheds. The programme is expected to last 6 years, kick off was in 2009 and its overall cost is estimated at approximately \$US 60.07 million. It is jointly financed by an ADF grant for \$US 30 million and other donors (GIZ, BGR, European Union, World Bank, Islamic Development Bank). The programmes Mission of Integrated Development of the Mandara

mountains (MIDIMA) and Mission of Studies for the Planning and Development of the Northern Region (MEADEN) have also been in operation for over 10 years. These missions work hard in the restoration of agro-pastoral landscapes and improving livelihoods for the rural population.

➤ **National Participatory Development Programme (PNDP)**

As part of the second C2D funding and beyond traditional activities in support of the decentralization process in Cameroon, PNDP has been implementing a REDD+ component since 2014. The purpose of this component is to contribute to the development of the REDD + national strategy and its implementation through pilot projects. In practical terms, through this component in support of the national strategy, PNDP will co-finance 10 pre-feasibility studies (PINs), 06 feasibility studies to the tune of three (03) million Euro, and 05 projects to be implemented on the ground in the five (05) AEZs knowing that the sixth project will be financed by the C2D FESP II, to the benefit of councils or group of councils selected on a competitive basis. The aims of these pilot projects at the councils' level are not only to test strategic options, but to stimulate territorial development and optimal management of resources at the local level in order to effectively stop in a specific and delineated area, activities of deforestation and/or forest degradation. Two of these projects cover the Sudano-Sahelian zone, in the councils of Pitoa and Lagdo. The first concerns the reduction of degradation and restoration of vegetation cover in the agro-sylvo-pastoral areas of the Pitoa council, and the second deals with the conservation of the Ouro-Doukoudje massif and reforestation of the western banks of Lagdo Lake. After the Project Idea Notes (PINs) were drawn up, feasibility studies of these two projects have also been validated. Eventually, the projects documents are expected to be conceived from the results of the feasibility studies. The final reports made an inventory of deforestation and degradation and present a socio-economic study that is expected eventually to reinforce REDD + national strategy.

➤ **The Livestock Development Project (PRODEL)**

The objective of PRODEL is to increase the productivity and marketing of targeted breeding systems and also increase MINEPIA's rapid and effective reaction capacity in the event of a crisis. The project will last six years with an overall budget of \$US 100 million (IDA funded). It is divided into four components: Improving livestock services supply, supporting pastoralism and resilience of pastoral communities, intensifying production systems and development of value chains; as well as coordination, management, communication, project monitoring and assessment.

➤ **The Support Program for Securing an Integrated Management of Agro-Pastoral Resources in Northern Cameroon (ASGIRAP)**

The programme is financed by the French Agency for Development and its component 1 relates to consultation and planning of the agro-sylvo-pastoral area implemented by the PNDP. It is a continuation of Projects for Landscape Development and Soils Management, Project of Rehabilitation and Creation of Livestock Water Points as well as Water-Soil-Tree

Project and Sustainable Land Management Project. An amount of CFA Francs 6.6 billion (€ 10 million) from the 2nd C2D was earmarked to finance the activities. This programme lays particular emphasis on dialogue between the different users of space (farmers, breeders ...) whose interests are sometimes different. The Programme intervention zone goes beyond the cotton-growing area. SODECOTON is in charge of implementing component 2 of this Programme with the objective of increasing productivity in the cotton-growing areas of the three northern intervention regions.

➤ **Animal Production Development and Exploitation Company (SODEPA)**

The project funded by the GoC aims at promoting, developing and exploiting animal products. It has 3 ranches (Ndokayo, Faro and Dumbo) and three modern slaughterhouses in Ngaoundere, Douala and Yaoundé. SODEPA's involvement in pasture management will make it not only an implementing partner of projects but also its experience in pasture management will be capitalized.

9. BUDGET AND FINANCING PLAN (million USD)

Investment Programmes and their components	FIP	CAFI	GoC	Other indicative and scalable funding sources				TOTAL
				(GCF/ GEF/ KfW/ JICA/ EU)	WB	AfDB	AFD/ CD2	
INVESTMENT PROGRAMME 2: Resilience and adaptation to climate change in the high savannahs and Sudano-Sahelian zone								
Component 2.1: Wood-energy sector management								
Activity 1: Popularize energy-saving technologies (improved stoves, other sources of energy for households) in socio-professional sectors and households	0.5	4.5	0.5	3.0	0.5	1.0	0	10
Activity 2: Promote equitable and sustainable wood-energy supply schemes for major towns like Garoua	0.5	5.0	0.5	3.0	0.5	0.5	0	10
Activity 3: Promotion of low-emission energy sources, micro-infrastructures and home-energy equipment	0.5	1.5	0.5	1.5	0.5	0.5	0	5
Activity 4: Support exploitation of logging scraps	0.5	4.5	0.5	3.5	0.5	0.5	0	10
Activity 5: Collection and exploitation of scraps from sawmills and agricultural waste	0.5	1.5	0.5	1.5	0.5	0.5	0	5
Activity 6: Support the strengthening of the wood-energy value chain	0.5	4.5	0.5	3.5	0.5	0.5	0	10
Sub-total	3.0	21.5	3.0	16	03	3.5	0	50
Component 2.2: Management of agro-sylvo-pastoral lands								
Activity 7: Support for the creation of agro-sylvo-pastoral landscapes (protection of pasture areas)	0.5	1.5	0.5	1.0	0.5	1.0	0	5

Cameroon's Forest Investment Plan

Activity 8: Support equitable compensation programmes such as the reforestation and restoration of degraded vegetation	0.5	2	0.5	1.0	0.5	0.5	0	5
Activity 9: Restoration of forests and agroforestry landscapes	0.5	1.5	0.5	1.0	0.5	1.0	0	5
Activity 10: Development of forest plantations by increasing the tree cover and leaving old fields lying fallow	0.5	2.0	0.5	1.5	0	0.5	0	5
Sub-total	2.0	7.0	2.0	4.5	1.5	3.0	0	20
Component 2.3: Sustainable mining								
Activity 11: Monitoring of Environmental and Social Management Plans (ESMP)	0.5	0.5	0.5	0	0	0.5	0	2
Activity 12: Setting up of artisanal mining cooperatives or associations	0	1.0	0.5	0.5	0.5	0.5	0	3
Activity 13: Rehabilitation of sites	0	1.5	0	0.5	0.5	0.5	0	3
Activity 14: Effective use of the appropriation account for the rehabilitation of sites	0	1.5	0	0	0	0.5	0	2
Sub-total	0.5	4.5	1.0	1	1	2.0	0	10
Component 2.4: Zoning, land use planning, and governance								
Activity 15: Build the capacities of stakeholders on data collection and monitoring for the MRV	0.5	1.5	0.5	1.5	0.5	0.5	0	5
Activity 16: Setting up a socially equitable legal framework for environmental mitigation/compensation of investment projects carbon emissions in woodlands	0	1.5	0	0	0	0.5	0	2
Activity 17: Build capacities on equitable profit sharing and conflicts management	0	2.5	0	1.5	0.5	0.5	0	5
Activity 18: Build capacities for the participative monitoring of REDD+ impact on communities	0	2.5	0.5	1.0	0.5	0.5	0	5
Activity 19: Draft guidelines for the design of land development and planning schemes at the regional and local level	0	1.0	0	1.0	0.5	0.5	0	3
Sub-total	0.5	9.0	1.0	5.0	2.0	2.5	0	20
Component 2.5: Promoting sustainable ecotourism								
Activity 20: Promotion of the construction/ rehabilitation of road and tourist infrastructure in favour of tourist attraction	0	2	0.5	3	0.5	2	0	8
Activity 21: Capacity building for the local communities including women, the youth and other minority groups in ecotourism and local tourist guide trades	0	2	0.5	1.5	0	1	0	5
Activity 22: Project monitoring and management	0	0.5	0.5	0	0	1	0	2
Sub-total	0	4.5	1.5	4.5	0.5	4	0	15

Cameroon's Forest Investment Plan

SUB-TOTAL IP 2	6.0	46.5	8.5	31	8.0	15	0	115
-----------------------	------------	-------------	------------	-----------	------------	-----------	----------	------------

Investment Programme N°3: Integrated management of watersheds in the Western highlands

Role in the programme	Institution
Implementing MDB	AFD (CAFI)
PTF and partner MDB	WB, KfW, AfDB, UNDP
Lead national entity	MINEPDED
Public administrations	MINEPIA, MINFOF, MINEE, MINADER,

Status summary		Source	Contribution
Project Name	Integrated management of watersheds in the Western highlands	FIP	0
		CAFI	45.5
		GoC	7
		GEF, KfW, GCF, JICA, EU etc	9.5
		WB	0
		AfDB	0
		AFD	8
		Overall funding requested	70
Country and region	Cameroon's West and North-west regions		
Type of funding	Grant		
Status	CIF submission planned - November 2017		
Expected GCF Board	2017		

Summary

The Western highlands are considered the second most important watershed of Cameroon after the Adamaoua mountain range. This area plays a major role in the analysis of historical deforestation since about 4% of all deforestation in Cameroon took place in this AEZ and the deforestation rate was estimated at 0.06% per cent on average. However, this area is referred to as the bread basket of central Africa and plays a major role as a food crops producing area and a cluster of significant quantities of agricultural products for internal and even foreign

trade.

The deforestation of watersheds and clearing of galleries and raffia forests at lowland levels through unsustainable agricultural practices have largely contributed to a decrease in water holding capacity of soils, leading to problems of water availability and the drying out of many rivers. The protection of water catchment sources is thus a priority in the fight against this human induced water scarcity aggravated by the impact of climate change.

The programme of integrated management of watersheds in the Western highlands aims at:

- developing sustainable agriculture that shall contribute to the strengthening of the region's carbon stocks while maintaining its major role as a food production hub for the country and sub- region and;
- implementing a good management strategy for agro-sylvo-pastoral areas and wood energy in order to reduce the pressure on the remaining forest. This strategy shall then be integrated into a national regional development vision.

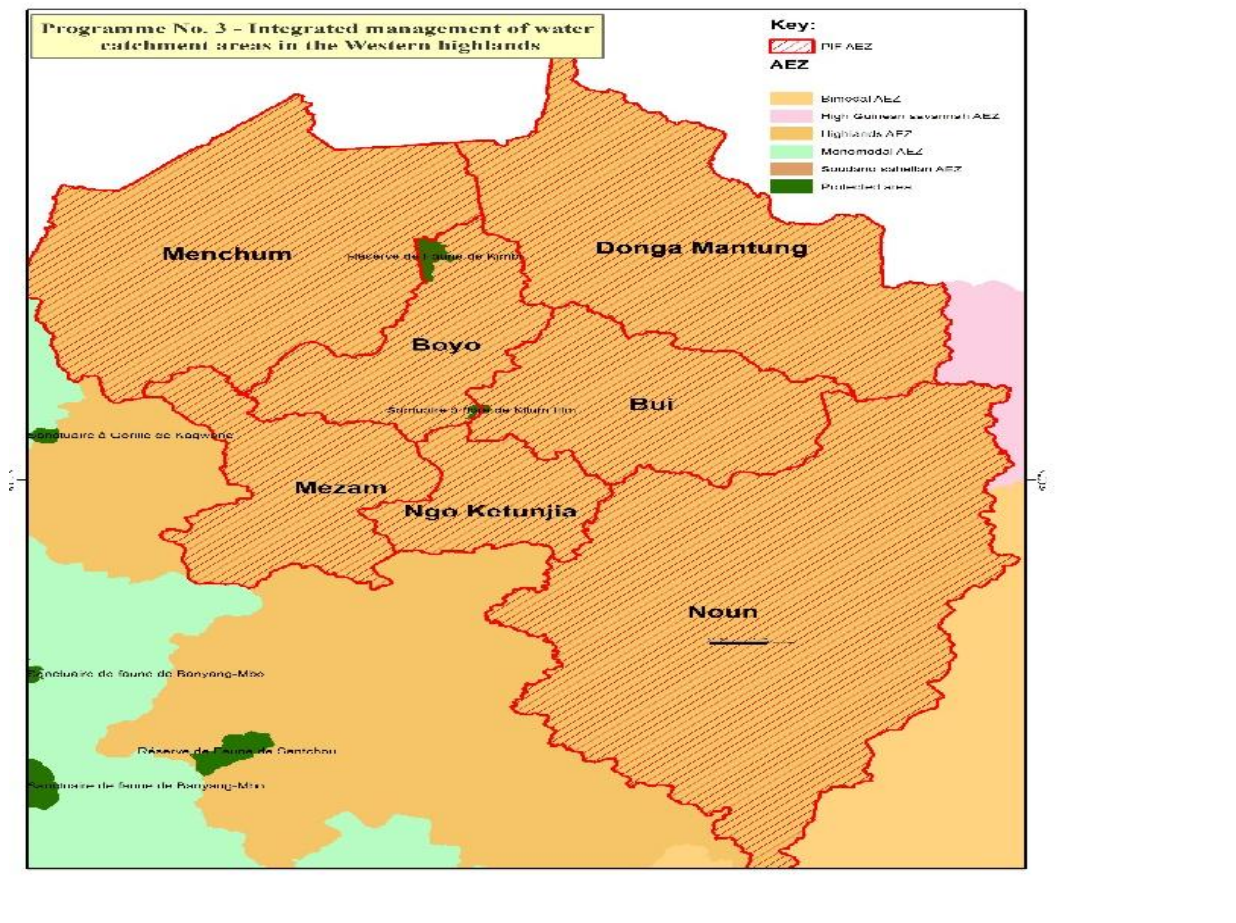


Figure 23: Location of programme 3

1- Context and rationale

Forest resources and threats: In 2010, forests - including wooded savannahs - covered about 1.7 M ha, that is 35% of the surface area of the highlands AEZ in Cameroon (IGN France, 2016). The natural forest is composed of humid forest (about 55%) and wooded savannah (about 45%). The Noun, Mentchum and Donga-Mantung divisions harbour the most

important forest areas; moreover, non-wooded savannahs are very present in this area. The large need for crop land and the gradual increase in areas under cultivation to the detriment of forests and pastures gradually degrade the area and even the highest slopes are exploited. Deforestation on a very small scale (<1 ha farmlands) is highly dominant, with more than 90% of conversions occurring in all divisions except in the Ndé and Noun divisions. It is in these two divisions that medium-scale conversions play a key role. Oil palm, coffee, tea and mixed food crops play an important role in the conversion of forests into farmlands. Cattle breeding is a degradation driver in the North-west and West regions, wherein a large community of Mbororo and Peuls occupy hilltops and move towards the amphitheatre valleys during dry season transhumance. The deforestation of watersheds and clearing of galleries and raffia forests at lowland levels is largely contributed to the decrease in the water holding capacity of soils, leading to problems of water availability. The protection of water catchment sources is very important in the context of the forest investments proposed for this zone.

Community dynamics: The highlands area accounted for 15% of the population of Cameroon in 2005 (RPGH, Cameroon Statistical Yearbook 2013). 31% of the population lived in the cities in 2005. This population is now estimated at nearly 3 million inhabitants.

Socio-economic production systems rely mainly on agriculture, which occupies more than 80% of the working population. This AEZ plays a major role as a food crops producing area and cluster of significant quantities of agricultural products for internal trade. The polyculture system is generally practised in two annual cycles, wherein perennial crops (arabica coffee, fruit trees) are often associated with annual crops in a complex combination.

Concerning livestock production, the region still accounts for about 14% of the national cattle population. Breeding of nomadic type, transhumance, sedentary breeding, traditional and modern ranching are practised therein. However, the pastoral area is constantly decreasing in favour of crop cultivation: the area under cultivation increased by almost 40% between 1990 and 2005 while at the same time, pasture areas decreased by 37%. Overgrazing and farmer-breeder conflicts are the most visible signs of increased competition for space and degradation of pastoral resources.

Land use: The main elements of zoning are protected areas and community forests covering more than 76,000 ha and 18,000 ha respectively. The rest is dominated by agricultural land and human settlements. However, in the Noun division, community forests do not seem to have a limited impact on deforestation since 4.1% of the existing forests disappeared over the 15 years period of the analysed data, whereas the average of this division was only 1.9%. In other administrative divisions, a slightly positive impact is visible except in Donga-Mantung where paradoxically, deforestation was higher within protected areas than outside. There are also many forest plantations dominated by Eucalyptus, pines or cypresses, which supply about 30 to 40% of the area's need for firewood. The culturally dominated farming system practised by local communities gives rise to planted fields organized in hedges over the agricultural spaces.

Expected transformational change:

Cameroon's forest investment plan is directly aligned with the various government policy

instruments and investment priorities, such as SPGE, SDSR, investment priorities to achieve the Cameroon 2035 vision in infrastructure development and strengthening of productive capacity in the rural sector. For example, Programme 3 will protect the highly degraded highlands watersheds through the practice of sustainable agriculture, good management of pasture areas and sustainable management of the wood energy sector in order to enhance resilience and livelihoods of local communities. The various stakeholders involved (farmers, breeders, public administrations, civil society organisations, private sector etc.) will all work in close collaboration so that this local approach would contribute to the national and regional development vision.

2- Programme description

The programmes shall address three sectoral and one cross-cutting issues:

- the promotion of sustainable agricultural systems with low potential for deforestation and forest degradation through the development and promotion of new cropping techniques that limit deforestation and increase carbon stocks.
- the management of agro-sylvo-pastoral lands, in particular the restoration of degraded landscapes and increase in fodder production;
- the wood energy sector through reforestation of watersheds, fuel wood supply, marketing and mentoring of stakeholders.
- The cross-cutting issue will focus on the coordination between various interventions and stakeholders, capacity building and monitoring and evaluation of all activities carried out under the programme.

3- Programmes objectives

The overall objective of the programme is to reduce emissions and improve the living standard of communities through a synergy between adaptation and mitigation. The increase in carbon stocks and greening of degraded landscapes. Moreover, a transformational change from the initial situation is expected to restore the landscape and improve livelihood.

Specific objectives aim at:

- Reducing deforestation /degradation rates;
- Increasing biomass and carbon stocks;
- Building stakeholders' capacities in the sector;
- Setting up of a more conducive environment for sustainable watersheds management in the highlands.

4- Programme implementation area

The highlands area corresponds to parts of the Western and North-west regions. This is an area of medium to high altitude (800 to more than 1800 m). The strong demographic pressure coupled with geomorphological conditions largely explains the rapid land degradation in the region. At present, part of the population is obliged to migrate to the southern region of the country. Apart from inaccessible areas and sacred forests (which are also reducing despite prohibitions), it is difficult today to find large areas of forest in their natural state. The

replacement of natural cover and logging are therefore major causes of soil degradation and biodiversity loss in the region. Emphasis will be laid in high pressure areas such as the slopes of Mount Bamboutos, Noun-Donga Mantung - Mentchum corridor, Mezam, Bui, Ngoketunja, Boyo divisions where pressure on timber resources is the highest.

5- Programme components

Component 1: Promoting sustainable agricultural systems with low potential for deforestation and forest degradation

This component will provide sustainable, economically viable agriculture with high carbon sequestration potential. This will include:

- Restoration of the fertility of soils and protecting watersheds through agroforestry techniques;
- Promotion of food crops with low potential for deforestation and degradation (groundnut, banana trees, cassava, cocoyam and corn);
- Promotion of conservation agriculture and carbon sequestration (cocoa trees, coffee trees planting...);
- Amelioration of agricultural productions;
- Restoration of village hedged farmlands.

Component 2: Management of agro-sylvo-pastoral lands

This component will deal with forage resources, new **pasture** species, **restoration** of degraded landscapes and water sources. This will further involve:

- Support for the creation of agro-sylvo-pastoral landscapes (protection of pasture areas, pasture improvements);
- Support for the strengthening of fodder production and livestock farming settlement (sedentarization of extensive pastoralism);
- Development of forest plantations by enriching fallow land and old fields with agroforestry trees;
- Supporting compensation programmes such as the reforestation and restoration of vegetation in degraded areas;
- Restoration of forests and agroforestry landscapes;
- Rehabilitation of forest reserves;
- Protection of watersheds to enhance qualitative and quantitative water supply;
- Restoration of gallery forests, raffia palms and bamboo forest around water catchment areas.

Component 3: Wood energy sector management

Investments will be focused on marketing, transport, supply and supervision of stakeholders in the wood energy sector. In more practical terms, this will involve:

- Promotion of energy-saving technologies (improved cooking stoves, other sources of energy for households) in socio-professional sector;
- Development of sustainable wood energy supply schemes for major cities like Bafoussam and Bamenda;
- Support the strengthening of the wood energy value chain;
- Promotion of low-emission energy sources, micro-infrastructure and home-energy equipment;
- Collection and exploitation of 100% scraps from sawmills and agricultural waste, and developing biomass energy;
- Promotion of community forests in favour of the wood energy sector;
- Support the establishment of wood energy markets.

Component 4: Zoning, regional development and governance

This component is aimed at improving the governance framework of programme 3 various sectors by carrying out the following activities:

- Providing support for the operation of multi-sectoral consultative frameworks to ease and enhance cross-sector dialogue and coordination;
- Contribute in the setting up of a National Forest Monitoring System (NFMS-MRV) and REDD+ registry that will contain REDD+ projects and initiatives;
- Capacities building for the stakeholders on data monitoring and collection for MRV;
- Capacities building for the participative monitoring of REDD+ impact on communities;
- Development and implementation financial incentives, compensation and benefits, social, economic and environmental mechanisms for land-use scenarios that limit deforestation;
- Drawing up of an advocacy for granting community land tenure, simplifying procedures that will enable vulnerable households to acquire land tenures, and land access to women and indigenous peoples;
- Drafting guidelines for the design of land development and planning schemes at the regional and local level;
- Coordinating the activities of the programme;
- Capacities building on benefit sharing and conflicts management;
- Capacities building for stakeholders on data collection and monitoring for the MRV;
- Capacities building for the participative monitoring of REDD+ impact on communities;
- Calculation of the overall benefits in terms of reducing carbon emissions in comparison with the BAU scenario;
- Setting up a legal framework for environmental mitigation/compensation of investment projects of low carbon emissions in woodlands.

6. Expected results

Table 21: Expected results

Cameroon's Forest Investment Plan

Activities	Expected results	Transformational change
Promoting sustainable agricultural systems with low potential for deforestation and degradation		
<ul style="list-style-type: none"> • Restoration of the fertility of soils and protection of watersheds through agroforestry techniques • Promotion of food crops with low potential for forest deforestation and degradation (groundnut, banana trees, cassava, cocoyam and corn) • Promotion of conservation agriculture and carbon sequestration • Promotion of agricultural productions • Restoration of village hedged farmlands 	<p>Agroforests developed in watersheds</p> <p>New agricultural techniques for food crops that preserve forests developed</p> <p>Agroforestry plantations developed</p> <p>Value chains developed for major agricultural products</p> <p>Hedges of village fruit trees have been reintroduced into farming systems</p>	<p>Restored soil fertility and water sources, reduced forest degradation</p> <p>High productivity in food crops value chains achieved</p> <p>Forest destruction to extend food crops limited or reduced</p> <p>The income and living standard of the value chain stakeholders improved</p> <p>The carbon footprint of agriculture improved</p> <p>Food production improved</p>
Management of agro-sylvo-pastoral lands		
<ul style="list-style-type: none"> • Provision of support for the creation of agro-sylvo-pastoral landscapes (protection of pasture areas); • Provision of support for the strengthening of fodder production and livestock farming settlement; • Development of forest plantations by increasing the tree cover and leaving old fields lying fallow; • Support for compensation programmes such as the reforestation and restoration of vegetation in degraded areas; 	<ul style="list-style-type: none"> -Pasture areas increased - Forage areas increased - Cleared areas reduced - New forage varieties have been introduced -Unmanaged forest reserves rehabilitated -Trees with high water catchment potential planted on watersheds -Gallery forests, raffia palms and bamboo around water 	<ul style="list-style-type: none"> -Reduced deforestation /degradation rates -Increase in biomass and carbon stocks; -Improvement of drinking water sources and supply

Cameroon's Forest Investment Plan

<ul style="list-style-type: none"> • Restoration forests and agroforestry landscapes; • Rehabilitation of forest reserves; • Protection watersheds to enhance qualitative and quantitative water supply; • Restoration gallery forests, raffia palms and bamboo around water catchment areas 	<p>catchment areas restored.</p>	
<p>Wood energy sector management</p>		
<ul style="list-style-type: none"> • Vulgarization of energy-saving technologies (improved stoves, other sources of energy for households) in socio-professional sectors; • Development of sustainable wood energy supply schemes for major cities like Bafoussam and Bamenda • Provision of support to strengthen of the wood energy value chain; • Promotion of low-emission energy sources, micro-infrastructure and home-energy equipment, • Collection and exploitation of scraps from sawmills and agricultural waste, and developing biomass • Promotion of community forests in favour of the wood energy sector. • Provision of support for the development of wood energy markets 	<p>- Increased use of improved stoves</p> <p>-The cities of Bafoussam and Bamenda are supplied with wood energy</p> <p>The wood energy sector is well managed and monitored</p> <p>New low-emission technologies such as biogas, improved stoves and solar energy introduced into households</p> <p>Scraps are exploited and no waste is disposed of.</p> <p>Community-managed wood energy forests have been developed</p>	<p>- Reducing the quantity of wood used between 30% and 60% compared with traditional stoves</p> <p>Rational use of wood harvesting in the cities of Bafoussam and Bamenda</p> <p>-Reducing pressure on timber resources due to wood energy</p> <p>- Better management of wood energy sector</p>
<p>Zoning, regional development and governance</p>		
<ul style="list-style-type: none"> • Provision of supporting for the 	<p>- Financial incentives,</p>	<p>A more conducive</p>

Cameroon's Forest Investment Plan

<p>operation of multi-sectoral consultative frameworks to ease and enhance cross-sector dialogue and coordination</p> <ul style="list-style-type: none"> • Contribution to the setting up of a National Forest Monitoring System (NFMS-MRV) and REDD+registry that will contain REDD+ projects and initiatives • Capacities building for stakeholders on data collection and monitoring for MRV • Capacities building for the participative monitoring of REDD+ impact on communities • Development and implementation of financial incentives, compensation and benefits, social, economic and environmental mechanisms for land-use scenarios that limit deforestation • Drawing up an advocacy for granting community land tenure, simplifying procedures that will enable vulnerable households to acquire land tenures, and land access to women and indigenous peoples • Drafting guidelines for the design of land development and planning schemes at the regional and local level • Coordination of the activities of the programme • Capacities building on profit sharing and conflicts management • Calculating the overall benefits in terms of reducing carbon emissions in comparison with BAU • Advocacy to set up a legal framework for environmental mitigation/ compensation of investment projects carbon 	<p>compensation and benefits, social, economic and environmental mechanisms for land-use scenarios that limit deforestation developed and implemented</p> <ul style="list-style-type: none"> - Advocacy policy drawn up and implemented - Guidelines for the design of land development and planning schemes at the regional and local level drafted 	<p>environment for sustainable watersheds management in the western highlands put in place</p>
---	--	--

emissions in woodlands;		
-------------------------	--	--

6. Existing initiatives in the area that would support the programme

- MINFOF has been implementing the Participatory development project, conservation and restoration of the Bamboutos Mountains forest massifs for several years. This project aims at protecting water sources of the area;
- The National Forestry Development Agency (ANAFOR) is a state-owned company (SCP) under the technical supervision of the Ministry of Forestry and Wildlife and financial supervision of the Ministry in charge of finance. It specializes in the supply of seedlings to public and private administrations and entities. It is actively present here.
- The Mbororo Social and Cultural Development Association (MBOSCUDA), a specialized organization for Mbororo minority rights and rural development issues, set up in 1992, works in strengthening the capacities of Mbororo communities to improve their quality of life. It received several fundings to enhance pastoral grazing systems and renewable energies.
- SHUMAS CAMEROON, a civil society organization, which implement the following projects: "*Shumas integrated organic farming training and demonstration center*" and "*Renewable energy demonstration and training project*" that support farmers and local communities in organic fertilization of agricultural fields and biogas production as domestic energy;
- The local NGO FAP NGO CAMEROON, through its project "*Reducing watershed degradation in the Bamenda highlands*" aims at restoring watersheds in the Mezam division;
- The NGO ADEID located in Bafoussam, promotes the conservation of water catchments, river banks and raffia palms in the highlands area;
- The NGO MIDECAM, promotes the regeneration and protection of gallery forests in the western highlands;
- CIPCRE assist in the restoration of soil fertility through the recycling of organic waste.

7. Programme Readiness and Implementation Framework

Implementation framework

The implementation of this programme will be led by five entities: MINEPDED, MINFOF, MINADER, MINEE and MINEPIA. These entities will collaborate closely with the REDD+ TS, ONACC and the French Development Agency (AfD). In addition, other stakeholders will contribute to the implementation of projects both at the regional and local level. There are: CSOs, local communities and private sector. Specialized and research institutions such as ANAFOR, IRAD, ICRAF, IITA, etc. will also be involved in the implementation of the

programme. Cross-sector coordination frameworks involving development partners, private sector and CSOs will be set up at all levels of the decentralized structures of the Cameroon administration for a better involvement of local stakeholders in the implementation of activities.

Readiness

Cameroon has an enabling environment to implement this priority investment programme 3.

At the national level and from an institutional point of view, MINEPDED through the REDD+ national coordination is the lead entity for all projects relating to REDD+ and climate change. However, the REDD+ Steering Committee provide policy guidelines and directs all actions on REDD+ activities.

All stakeholders involved in the REDD + programme and the fight against climate change in Cameroon have gained experience through national and international trainings, workshops and meetings. The capacities of civil society, which has been witnessing some setbacks in the past, have been strengthened in recent years. Similarly, national entities have engaged more seriously since the ratification of the Paris accord by Cameroon in early 2017.

Technical and financial partners, international organizations and donors have each focused support on specific themes. MDBs through projects on governance, livelihood improvements, enhanced infrastructure development, and the technical and institutional capacities building for stakeholders. The TFPs and NGOs are involved in stakeholders' capacity building, supervision of state actions, awareness raising, better functioning of COPIL and improvement of cross-sector coordination.

Readiness has been carried out in recent years by REDD + national programme through its technical arm, which is REDD+ TS. This action was strengthened by IPCC, GEF and UNFCCC focal points and specialized bodies such as ONACC and DMN. Technical documents were drafted and finalized (National REDD + Strategy) will enable Cameroon to position itself as a State with sufficient capacities to implement REDD + activities.

At the local level, delegations of national entities at the regional, divisional and district levels will be able to rely on the REDD + and CC platform as well as local REDD + monitoring representations. For example, from divisional stations heads to regional delegates of public administrations, monitoring indicators will be used for monitoring.

Implementing partners: several categories of stakeholders are involved in implementation, including CSOs (NGOs and associations), TFPs (AFD, GIZ, MDBs (KfW, AfDB, WB), private sector and state organizations.

8. BUDGET AND FINANCING PLAN (million USD)

Investment Programmes and their components	FIP	CAFI	GoC	Other indicative and scalable funding sources				TOTAL
				(GCF/GEF/KfW/JICA/EU)	WB	AfDB	AFD/CD2	
PROGRAMME 3: Integrated management of watersheds in the Western highlands								
Component 3.1: Promotion of socially equitable sustainable agricultural systems with low potential for deforestation and degradation								
Activity 1: Restoration of the fertility of soils and protection of watersheds through agro-forestry techniques	0	2	0.5	0.5	0.5	0	0.5	4
Activity 2: Promotion of food crops that are valuable to both men and women with low potential for forest deforestation and degradation (groundnut, banana trees, cassava, “macabo/taro” and corn)	0	2	0.5	0.5	0	0	1	4
Activity 3: Promotion conservation agriculture and carbon sequestration (cocoa trees, coffee trees...)	0	2.5	0	0.5	0	0	0.5	3,5
Activity 4: Promotion of agricultural productions	0	2	0.5	0.5	0	0	0.5	3,5
Activity 5: Restoration of village hedged farmlands	0	0	0	0.5	0	0	0.5	1
Sub-total	0	8.5	1.5	2.5	0.5	0	3	16
Component 3.2: Management of agro-sylvo-pastoral areas								
Activity 6: Support the creation of agro-sylvo-pastoral landscapes (protection of pasture areas)	0	1.5	0.5	0.5	0.5	0	0.5	3,5
Activity 7: Support for the strengthening of fodder production and livestock farming settlement	0	1	0.5	0	0.5	0	0	2
Activity 8: Support equitable compensation programmes such as the reforestation and restoration of vegetation in degraded areas	0	3.0	0.5	0.5	0	0	0.5	4,5
Activity 9: Development of forest plantations by increasing the tree cover and leaving old fields lying fallow	0	0.5	0.5	0.5	0	0	0.5	2
Activity 10: Restoration of forests and agro-forestry landscapes	0	2	0	0.5	0	0	0.5	3
Activity 11: Rehabilitation forest reserves	0	3	0	0	0	0	0	3
Activity 12: Protection of watersheds to enhance qualitative	0	4.5	0.5	0	0	0	0	5

Cameroon's Forest Investment Plan

and quantitative water supply								
Activity 13: Restoration of gallery forests, raffia palms and bamboo around water catchment areas	0	2.5	0	0.5	0	0	0	3
Sub-total	0	18	2.5	2.5	1	0	2	26
Component 3.3: Gender and socially equitable wood energy sector management								
Activity 14: Popularization of energy-saving technologies (improved stoves, other sources of energy for households) in socio-professional sectors and households	0	3	0.5	0.5	0	0	0.5	4,5
Activity 15: Promote sustainable wood energy supply schemes for major cities like Bafoussam and Bamenda	0	1.5	0.5	0	0	0	0	2
Activity 16: Support the strengthening of the wood energy value chain	0	1	0.5	0.5	0	0	0	2
Activity 17: Promotion of low-emission energy sources, micro-infrastructure and home-energy equipment	0	2.5	0	0.5	0	0	0	3
Activity 18: Collection and exploitation of scraps from sawmills and agricultural waste, and developing biomass energy	0	1.0	0	0.5	0	0	0.5	2
Activity 19: Promotion of community forests in favour of the fuel wood sector	0	0	0	0	0	0	0.5	0,5
Activity 20: Support the promotion of fuel wood markets	0	1	0.5	0.5	0	0	0	2
Sub-total	0	10	2	2.5	0	0	1.5	16
Component 3.4: Zoning, regional development and governance								
Activity 21: Support the operation of multi-sectoral consultative frameworks to ease and enhance cross-sector dialogue and coordination	0	3.0	0.5	0.5	0	0	0.5	4,5
Activity 22: Contribute in the setting up of a National Forest Monitoring System (NFMS-MRV) and establishment of a REDD+ registry that contain REDD+ projects and initiatives	0	3.0	0.5	0.5	0	0	0.5	4,5
Activity 23: Project monitoring and management	0	1,5	0	1.0	0	0	0.5	3
Sub-total	0	7.5	1.0	2	0	0	1.5	12
SUB-TOTAL IP 3	0	45.5	7.0	9.5	0	0	08	70

ANNEX 2: DRIVERS OF DEFORESTATION AND FOREST DEGRADATION

Table 22: Drivers of deforestation and forest degradation

Direct factors	Indirect factors	Activities	Stakeholders
Small and medium-scale agriculture	- Poverty; - Population growth; - Cultural practices;	- Slash-and-burn subsistence farming (Corn, Yam, cassava) - Cash crops cultivation (cocoa, coffee, plantain)	<ul style="list-style-type: none"> ▪ Small-scale farmers having less than 1 ha ▪ Farmers having more than 1 ha
Agro-industrial agriculture	-Fluctuation in commodity prices on the international market;	<ul style="list-style-type: none"> ▪ Corn cultivation, cotton, pineapple, palm, banana and rubber plantations 	<ul style="list-style-type: none"> ▪ Maïscam
Forestry	- Mineral demand; - Market price;	<ul style="list-style-type: none"> ▪ Artisanal logging for timber 	<ul style="list-style-type: none"> ▪ Sawyers; ▪ Collectors
Bushfires	- Demand for timber; - Demand for firewood;	<ul style="list-style-type: none"> ▪ For breeding ▪ For agriculture ▪ For hunting 	<ul style="list-style-type: none"> ▪ Breeders ▪ Farmers ▪ Hunters
Extensive livestock	- Demand for foodstuffs; - Mechanization;	<ul style="list-style-type: none"> ▪ Logging ▪ Ranch clearing and development 	<ul style="list-style-type: none"> ▪ Breeders ▪ Elites
Mining	-Obsolete / inefficient technology; - Bush fires;	<ul style="list-style-type: none"> ▪ Artisanal mining ▪ Semi-mechanized mine 	<ul style="list-style-type: none"> • Mining craftsmen • National and chinese SMEs
Firewood harvesting	-Inappropriate/insufficient/non-existent inputs - Sectoral policies (energy, forestry, agriculture, mining, livestock, environment, development); -Governance; -Cross-sector coordination;	<ul style="list-style-type: none"> ▪ Woodfuel sector ▪ Fish smoking ▪ Wood trade ▪ Firing bricks ▪ Manufacture of "Bill Bill" 	<ul style="list-style-type: none"> ▪ Charcoal producers ▪ Recovery of firewood ▪ Green wood operators ▪ Craftsmen

Cameroon's Forest Investment Plan

Infrastructure	<ul style="list-style-type: none"> -Corruption; -Political insecurity -Low involvement of local communities 	<ul style="list-style-type: none"> ▪ Dams construction ▪ Maintenance / opening of agricultural tracks ▪ Rural roads ▪ School, hospital, dwelling, etc. ▪ Electric power transmission ▪ Inter-city roads 	<ul style="list-style-type: none"> ▪ Business ▪ Ministries
----------------	--	---	--

Table 23: Summary of the results analysis of the drivers of deforestation and forest degradation (2000-2014)

AEZ	Regions	Area (ha) cleared (2000-2014)	Average Deforestation rate (2000-2014)	Percentage of total area cleared at national level	Deforestation rate (2000-2014)	DD key drivers		
						Small-scale crops	Large-scale crops	Others
AEZ1 - Sudano-Sahelian	North and Far North	95,000 ha	0,04%	13%	Relatively low and stable rate	Millet, sorghum, peanut, maize, bean / cowpea and cotton.		Timber and fuel wood harvesting
AEZ2- High savannahs	Adamawa and part of the East	68,900 ha	0,32%	9%	No clear trend: increase in the activity of deforestation later followed by a decline in the same activity.	Corn, sweet potato, cassava and peanut	-No large plantations	Artisanal Mines Agropastoral activities
AEZ3 - Highlands	West, North-West (and part of South-west and Littoral)	34,000 ha	0,06%	4%	Relatively low and stable rate. Reforestation not to be neglected	Corn, bean, peanut, plantain, cassava, coffee, palm oil	-No large plantations	
AEZ4- monomodal rainfall	South-West and Littoral (and part of Centre and South)	346,000 ha	0,29%	28%	Gradual increase in DD. DD have increased by 50 percent since 2010.	Banana trees, corn, cassava, cocoyam, cocoa, coffee and palm oil	Oil Palm, rubber and banana plantations	Town planning, infrastructure

Cameroon's Forest Investment Plan

AEZ5-bimodal rainfall	The greater part of the Centre, South and East regions	209,000 ha	0,23%	46%	Gradual increase in DD. DD have increased by 50 percent since 2010.	Peanut, banana, cassava, cocoyam, corn, cocoa, palm oil, coffee	Oil palm, rubber and sugar cane plantations	Artisanal mines; Hydroelectric dams
National		752,900 ha	0,23%	100%				

Source: MINEPDED 2017

ANNEX 3 : THEORY OF CHANGE

Table 24: Theory of change for the FIP in Cameroon

Theme	Underlying causes	Direct Drivers of DD	Drivers of change	Outputs	Overarching Outcomes
Land Management	<ul style="list-style-type: none"> - Insecure land tenure - Non-existent, conflicting, sub-optimal land use allocation across sectors; - lack of awareness of the importance of forests among major decision-makers (government or customary); - Sub-optimal land allocation by customary chiefs / local authorities. - Cultural factors 	<ul style="list-style-type: none"> - Infrastructure & mining development opens access to forests - Government development policies encourage expansion of agriculture and other land uses into forest areas. - Land allocation in forests ignores socio-economic and environmental costs (externalities) 	<ul style="list-style-type: none"> - Identification and mapping of customary rights and tenure at the local level - Reduction in the scope for land conversion in land use planning laws and other planning instruments - Secured tenure rights based on sustainable land and forest resources use rights - Putting in place of optimal local land use and sustainable development plans - Allocation of land to agreed uses via transparent and competitive processes. - Establishment of a “REDD+ development contract with participating councils and sectors to catalyze and support REDD+ compliant investment 	<p>Optimal land use planning; strengthened land tenure rights</p>	<ul style="list-style-type: none"> Reduced emissions from deforestation and forest degradation, increased removals from forest enhancement Development of co-benefits: increased revenues per household; increased food security; better health of the respiratory system; biodiversity conservation; better business environment; increased tenure security; empowerment of marginalized groups (women, Indigenous Peoples, poor rural communities; young people); increased fiscal

Cameroon's Forest Investment Plan

Theme	Underlying causes	Direct Drivers of DD	Drivers of change	Outputs	Overarching Outcomes
Infrastructure & Mining expansion	<ul style="list-style-type: none"> - Increased public and private investment in infrastructure and resource extraction projects; - Externalities are not accounted for during business decision-making (environmental and social impacts are not factored into business calculations for many stakeholders). 	<ul style="list-style-type: none"> - Investment in national and regional transport network is improving accessibility, making agriculture, forestry and mining projects viable in previously uneconomic areas. - Development of mining projects in the South, East & North regions. -Hydropower dam construction & forest clearance / flooding of forested sites 	<ul style="list-style-type: none"> - Application of rigorous environmental & social safeguards to all projects that drive deforestation during design, setting and operations. - Improved mitigation measures that ensure zero net emissions of investments (including set-aside mechanism) - Improved standards for siting and development of transport & mining infrastructure; 	<p style="text-align: center;">Effective mitigation of deforestation and carbon emissions</p>	<p>revenue; empowerment of the rural poor</p>
Agriculture *	<ul style="list-style-type: none"> -Commercial activities driven by increasing global, regional and national demand for food and other agricultural commodities -Low and decreasing farm productivity results in expansion into forest lands - High post harvest storage losses. - Lack of knowledge, capital or incentive to invest in sustainable intensification. -Lack of economic alternatives/poverty -Unsustainable cultural factors/habits 	<ul style="list-style-type: none"> -Increasing commercial agriculture development that replaces forests - Continued expansion of inefficient shifting cultivation and fallow based system for food and cash crops production. 	<ul style="list-style-type: none"> - Development and promotion / legislation of sustainable commodity supply chain standards. -Sustainable intensification in the production of major commodities (yield improvement from same land) - Provision of smart subsidies to support integrated soil fertility management - Establishment of a moratorium on land conversion in “intact” & HCV forests; -Redirecting investments in savannah area - Adoption of policy of set-asides for areas of forest cleared for [international] investments 	<p style="text-align: center;">Sustainable agricultural investments</p>	

Cameroon's Forest Investment Plan

Theme	Underlying causes	Direct Drivers of DD	Drivers of change	Outputs	Overarching Outcomes
Forestry *	<ul style="list-style-type: none"> -Illegal and unplanned logging activities, mostly in the non-permanent forest domain, sometimes associated with agricultural expansion (clearance of large-scale plantations). - Fuel wood extraction from forest clearance / agricultural fallows – particularly in peri-urban areas -Increased accessibility to chainsaws in villages. 	<ul style="list-style-type: none"> - Illegal or unregulated artisanal logging -No/weak forest management plans or their non-respect in commercial logging -Inefficient production and consumption of fuel wood - Lack of alternative energy supplies. 	<ul style="list-style-type: none"> - Enhancement of sustainable forest management policies, regulations and standards. - Enforcement of laws to reduce illegal timber (artisanal and export) and forest land conversion. -Promoting and supporting community Forestry 	Sustainable Forest Management	
Social empowerment	<ul style="list-style-type: none"> -High demographic growth (endogenous & migration); -Intensification of the urban/rural linkages with off-farm (often urban) revenue financing cash crop production in village of origin. -Lack of education; unavailability of family planning; -Insufficient economic empowerment of women 	<ul style="list-style-type: none"> - Expansion and creation of new settlement areas - Incremental population growth. - More resource-intensive lifestyles (e.g. meat consumption). - Migration because of poverty, high population growth and lack of alternatives 	<ul style="list-style-type: none"> - Increased access to contraception -Increased awareness among women - Increased schooling for girls - Increased economic opportunities for women. 	Enhancement of the role of marginalized groups	

Cameroon's Forest Investment Plan

Theme	Underlying causes	Direct Drivers of DD	Drivers of change	Outputs	Overarching Outcomes
Comprehensive Governance	<ul style="list-style-type: none"> - Vested interests and lack of accountability; - Inadequate and/or conflicting policies, legislation and fiscal regimes on land use: some promote deforestation while others try to reduce it - Unregulated taxation regimes at local level - Conflicting policy, legislative & institutional frameworks that create competing interests in forest land giving ambiguous signals to stakeholders. 	<ul style="list-style-type: none"> - Poor law enforcement. -Sub-optimal inter-ministerial coordination. - Limited access to reliable information on sectoral trends and public finances (statistics are not available, published late, wrong or difficult to access) 	<ul style="list-style-type: none"> - Strengthening policy & legal frameworks for forest land allocation, management and use via inclusive multi-stakeholder deliberative process; - Creation of institutional architecture (joint ministries) to support integrated REDD+ planning and implementation. - Increasing capacity and incentives to enforce all relevant laws. - Better sharing of roles / responsibilities (state, private sector, civil society). - Application of fiscal measures to disincentivize forest conversion (carbon tax). - Removal of market distortions for all land uses & commodities. - Improvement of cross-sector coordination - Improvement of access to information & transparency 	Improved governance and cross-sector coordination	

Cameroon's Forest Investment Plan

Theme	Underlying causes	Direct Drivers of DD	Drivers of change	Outputs	Overarching Outcomes
Monitoring, Reporting & Verification			<ul style="list-style-type: none"> - Improvement of research on drivers of deforestation and forest degradation and the development of economically attractive alternatives. - Increased monitoring capacity (forests, agriculture, land use, environmental compliance) provides direct feedback to land managers and REDD+ project developers / implementers - Transparent access to information on carbon stocks creates direct incentives to land owners and managers. 	<p style="text-align: center;">Better knowledge and momentum for change</p>	

ANNEX 4: TERMS OF REFERENCE FOR IP MONITORING AND EVALUATION (M & E)

1. Monitoring and evaluation (M & E) of the IP implementation

Monitoring and Evaluation (M & E) of the implementation of the investment plan shall involve putting in place and use of criteria and indicators during Year 1 and its subsequent application as from Year 2.

2. Objective of monitoring and evaluation

The objective of the implementation of this monitoring and evaluation framework is to be able to objectively evaluate the progress in the Investment Plan (IP) implementation. The overall goal of M & E will be to regularly evaluate program delivery over time in relation to implemented activities and related efforts of addressing the drivers of deforestation and forest degradation. This monitoring and evaluation will be a framework that will assist the advancement of activities implementation in an effective, efficient and in particular, transparent manner. Monitoring and Evaluation (M & E) will be an integral part of the implementation process of Investment Plan (IP), and shall concern all the three programs of the IP. The M & E shall be a continuous cycle of participation and communication that promotes learning and adaptive management.

Monitoring and Evaluation will ensure a progressive control of processes and results in the IP programs in a specific period. It will include a systematic and regular collection of information during the implementation of program activities and an evaluation at the end. The Tracking function refers to the ongoing process of reporting on performance (annual, semester or quarterly) and is limited to analyzing the effectiveness and efficiency of the program. It will be conducted on a recurring basis to ensure accountability for the use of resources, promote accountability (empowerment), ensure informed decisions about the future of programs, and improve practices and practices. IP program activities based on lessons learned and experience. Evaluations will take place at specific intervals (mid-term evaluation and final evaluation) and will help draw conclusions about each intervention based on its relevance, effectiveness and efficiency, as well as its impact and sustainability.

An M & E framework will be developed at the beginning of the implementation phase and will comprise the core elements needed for effective monitoring and evaluation of results achieved during the IP implementation process. The two fundamental elements on which the M & E of the IP framework will be built are:

- **The results chain and logical framework**, which together provide a strategic vision for IP programs, illustrating key results to be achieved, how they relate to each other and their associated performance indicators. They provide a framework for focusing monitoring and evaluation efforts at the country level.
- **The Performance Measurement Framework**, which is the key internal management tool for use by the unit responsible for managing the collection,

analysis and reporting of performance data that must provide the monitoring and reporting functions. It shall capture the key elements of country-level expected program results, describing the proposed indicators for each outcome level, objectives, baselines, frequency of data collection, data sources and methods, as well as the responsibilities of this data collection and consolidation.

The list below defines a series of activities that should be taken into consideration when establishing a national M & E program. These activities will guide the establishment of the M & E framework:

3. Development of the M & E Framework and Process:

The framework shall be designed to determine when and what to monitor, as well as to assess the effective and efficient use of available resources. This logical framework will help develop processes and measurement of results. The Monitoring Framework shall be developed taking into account indicators (qualitative and quantitative) and feedback.

Monitoring includes the collection and analysis of information to assist decision-making in a timely manner, and is the basis for evaluation and learning. The following elements will be taken into account for the effective monitoring of the program:

- Data collection mechanisms;
- Data analysis to determine results and trends;
- Verification and validation of data;
- Reporting of monitoring results;
- Development of grievance and redress mechanisms between all relevant stakeholders.

4. Program Evaluation: The evaluation encompasses the analysis of the IP programs prestrategy and includes the internal and external evaluation processes. The evaluation process will take into account:

- Development of evaluation frameworks;
- Assessment at each step of the investment program planning and execution;
- Agreement on evaluation methods;
- Results and financial reports.

5. Capacity development:

- An institutional capacity assessment will be conducted focusing on existing monitoring and evaluation instruments, as well as the way forward to propose the M & E framework.
- The development of a training manual for the M & E program is needed to strengthen the capacity of REDD+ national coordination and other relevant stakeholders and institutions in the process.

6. Follow-up mechanism

The overall impact of the IP is to contribute to the reduction of GHG emissions while

preserving the rich biodiversity of the country and improving the livelihoods of the Cameroonian population in general, and in particular forest-dependent communities. This objective will be achieved by improving forest governance, reducing deforestation and forest degradation, conserving forest ecosystems, funds guaranteeing the implementation of the process and equitable sharing of benefits. A set of outcomes, indicators and goal setting will provide the framework for monitoring and evaluating the IP implementation process and ensuring that the expected impacts are achieved.

7. Field of application for monitoring and evaluation

The monitoring and evaluation must consider:

technical aspects of the process

- Results and inventories of the advancement of each programme, through preparation of a semi-annual and annual report. These inventories must contain recommendations for each aspect of the programme.
- Updates / plans necessary in order to be integrated into future planning (Work plan, etc.)

financial aspects

- The use of funds in relation to the results achieved.
- The annual financial statements must be audited by external auditors.

8. Tool for monitoring the IP implementation

Monitoring and evaluation will be a combination of the results of two approaches: monitoring and evaluation of the process and monitoring and evaluation related to the objectives and projected results.

- The implementation of the IP indicators that will reflect the performance measurements in the implementation of the process. These indicators will evaluate the progress of activities of each programme based on the competencies deployed to respond to the concerns set forth. They may thus be qualitative and quantitative at the same time.
- The implementation of indicators for products that will evaluate the attainment of the expected results.

An IP monitoring and evaluation manual must be elaborated early during the launch of the first phase. This manual must be operational and it will allow the collection of information regarding the progress of the activities.

9. Frequencies and level of monitoring: the time and space parameter

Yearly evaluation reports have to be produced and published upon completion. In addition

to the annual activities report, semester reports shall be prepared in order to have an overall view of progress and to inform the Steering Committee about the progress of the work. Monitoring and evaluation shall be carried out per programme covering the entire IP programme area and activities. The monitoring will be conducted in steps.

10. The need for centralization and to make monitoring results public

The reports resulting from monitoring and evaluation activities will be made available to all entities that work for the REDD+. They must also be submitted to the REDD+ Steering Committee in order for the latter to be able to fully perform its role as a decision-making entity. The recommendations will be presented to the members of this committee for approval before their implementation. Out of a concern for transparency and in order to make all the information regarding the programmes available to the stakeholders (including the international community), the results of the evaluations will be made public. The results will be published periodically at the national and local level.

11. Operational implementation of the monitoring system

Monitoring and Evaluation of the IP implementation shall be the responsibility of the implementing lead Ministries or institutions and in collaboration with the REDD+ national coordination. The REDD+ TS / ONACC / IP Secretariat will have the main responsibilities for monitoring all activities during the implementation of IP programs. Global monitoring and evaluation will remain the task of the REDD+ Steering Committee regarding the analyzes and reports received from REDD+ national coordination as provided by the implementing institutions or Ministries. It is expected that all key stakeholder groups in REDD+ will actively participate in monitoring and evaluation in order to ensure transparency and ensure the confidence of different stakeholder groups in the process. Mechanisms to facilitate their participation in monitoring and evaluation will be agreed at the beginning of program implementation.

All information regarding progress of activities will be made available for compliance with the principle of transparency, including through periodic reports produced by the lead Ministries or institutions.

ANNEX 5: List of workshop participants

ATTENDANCE SHEET						
PIF SCOPING MISSION INVOLVING TECHNICAL AND FINANCIAL PARTNERS, PRIVATE SECTOR AND THE CIVIL SOCIETY ORGANISATIONS						
YAOUNDE, 23 SEPTEMBER 2015						
N°	Names and Surnames	Organisation / structure	Function	Category / affiliation	Telephone	Email
1	Serge MENANG Evouna	BM	Chargé de projet	PTF	699989748	
2	AMOUGOU J.A.	MINEPDED/SDMCC	P.F. CCNUCC	government agency staff;	699903210	joearmathe@yahoo.fr
3	NZOGANG Daniele	CN-REDD+	Comptable	government agency staff	697794279	dango_g2000@yahoo.fr
4	MARUTA Eiko	JICA	Chargé de programme	PTF	696219373	maruta.eiko@jica.go.jp
5	SATO KOYO	JICA/FMC	Expert	PTF	676869549	sato.koyo@ehcjp.com
6	ZOUH TEM Isabella	CN-REDD+	Logisticienne	government agency staff	677924803	zouhtem@yahoo.com
7	ASSENG ZE C. Arnaud	FAO	Expert PFNL	PTF	677186083	arnaud.assengze@fao.org
8	TCHINDA TAZO Simplicie	MINT/DMN	Chef Centre Météo	government agency staff;	679805039	tchinda.9@gmail.com
9	Mamouotchientcheu Brice	CN-REDD+	RAF	government agency staff;	699017057	mamouobrice@yahoo.fr
10	ALI CISSE	BAD/Cameroun	Chargé de programme	PTF	672996757	a.cisse@afdb.org
11	Cyrille EKOUMOU	CBFF/BAD	Consultant	PTF	695000595	c.ekoumou@afdb.org
12	Véronique Tshinbalanga	CBFF/BAD	Chargée des opérations	PTF	674300642	v.tshinbalanga@afdb.org
13	Samba Tounkara	BAD		PTF		s.tounkara@afdb.org
14	Modibo Traoré	BAD	Mission BAD	PTF		d.traore@afdb.org
15	Dovonou Christine	CBFF/BAD	Chargée des opérations	PTF		e.dovonou@afdb.org
16	Bouba Hawe	AIWO-CAN	Présidente	civil society,	677787338	hawebouba@yahoo.com
17	HAMAN UNUSA	MINEPDED	SDPE/PF	government agency staff);	699490210	hamanunusa@yahoo.fr
18	Dieudonné ALEMACHI	ICRAF	Secrétaire	PTF	679532819	dalemachi@egier.org
19	SONWA Denis J.	CIFOR	Senior scientist	PTF	677134881	d.sonwa@giar.org

Cameroon's Forest Investment Plan

20	Belmond TCHOUMBA	WWF	Regional Forest program coordinator	PTF	699504531	gbtchoumba@wwcam.org
21	Roger C. TOTOSO	WCS	Directeur	PTF	222212645	wscameroon@wcs.org
22	MinlendSidonie	MINAS	S/Directeur	government agency staff);	677752770	amenienlend@yahoo.fr
23	STSAGA Mbolé Yves	DGCOOP/MINEPAT	Cadre	government agency staff);	677563542	ntsagambole@gmail.com
24	Hubert Didier	GIZ/Pro PSFE	Conseiller REDD/CC	PTF	679548899	didier.hubert@eco-consult.com
25	ASUTAKANG Jaury	Office	Cm/DAFE	civil society,	677329302	
26	EBOLO Gilles Arsène	MINDCAF	Représentant CT1/MINDCAF	government agency staff);	694868144	gillesendez@gmail.com
27	TCHINDJANG Mesmin	Universitéydé 1	Enseignant/Consultant	government agency staff);	699855926	tchindjang.mesmin@gmail
28	ONGOLA Martine	MINPROFF	Directeur Promotion économique de la femme	government agency staff);	699958036	martineongola@gmail.com
29	ETAME AKOULONG J.J	MINADER	Inspecteur Général de Développement Agricole	government agency staff);	677795584	etame_jj@hotmail.com
30	NKIE Martin Cyrille	MINFOF	SDIAF/DF	government agency staff);	699648584	nkie.martin@voila.fr
31	AssanGomsé	MINFOF	Chef cellule programmation et projets	government agency staff);	674643030	agomse@yahoo.fr
32	WASSMER Gael	AFD	Chargé de projetforet	PTF	694700024	wassmerg@afd.fr
33	MOKOM Clorine	CN-REDD+/MINEPDED	Chef service climat/chef service IEC	government agency staff);	677931700	clorinefmokom@yahoo.com
34	NGALLI AVA N.B	SDACL/MINMIDT	S/Directeur de l'accueil courriers et liaison	government agency staff	699869150	nbgalliava@gmail.com
35	TIONO DONGFACK Emmanuel	CEW (Cameroon Environmental Watch)	Responsablecartographique/SIG	Civil society,	696516298	ngoufocew08@yahoo.fr
36	AKEM Joseph Aristide	PAST/REDD+	Social Développent/expert	Civil society,		arisakem@gmail.com

Cameroon's Forest Investment Plan

			REDD+			
37	EFOUBA ALINGA	FOPESS	Coordinateur technique	Civil society,	675217654	efouba.alinga@yahoo.com
38	MOWELNJOCK Jacques Delmas	FOPESS	Président	Civil society,	699238083	mowelnjockdelmas@gmail.com
39	BILACK GARKA Armand Blaise	MINTOUL	CT1	government agency staff	677345228	bilackgar@yahoo.fr
40	BIGNOM Blaise	Consultant/MINEPD ED	Consultant	government agency staff	697844949	bignomblaise@yahoo.fr
41	MOMO Achille	Consultant/MINEPD ED	Consultant	government agency staff	699399470	Machile2003@yahoo.fr
42	MEKE SOUNE P.N	MINEPIA	CT1	government agency staff	699932553	pierremeke@yahoo.com
43	OLOA Venant	CN-REDD+	SPM	government agency staff	696050102	Oloavenant@yahoo.fr

ATTENDANCE SHEET

PIF FIRST JOINED MISSION INVOLVING TECHNICAL AND FINANCIAL PARTNERS, PRIVATE SECTOR AND THE CIVIL SOCIETY ORGANISATIONS

Yaoundé, Hôtel MERINA 05 October 2016

N°	Noms et prenoms	Organisme	Fonction	Categorie / affiliation	Téléphone	Email
1	Akwa Patrick Kum	MINEPDED	SG	government agency staff	677684544	patakum@yahoo.com
2	Prof.Amougou J.A.	ONACC	Dir	government agency staff	699903210	joearmathe@yahoo.fr
3	FORGHAB Patrick M	ONACC	DA	government agency staff	697117393	forghabp@yahoo.fr
4	ESSAME MBA Jean	MINFOF	/DF/SDNF/S C	government agency staff	694090882	essamemba@yahoo.fr
5	Samba TOUNKAM	BAD		MDB	0022557328026	s.toukamf@yahoo.fr
6	AMADOU MAIGA	BAD		MDB	+22589012685	a.m.maiga@afdb.org
7	TRAORE MODIBO	BAD		MDB		d.traore@fdb.org

Cameroon's Forest Investment Plan

8	WASSOUNI	MINEPDED	CN REDD+	government agency staff	699751484	Wassouni.amadou@yahoo.fr
9	DJEKDA David	JICA	Projet	PTF	674301901	djekda@yahoo.fr
10	SATO KOYO	JICA	Projet	PTF	676869549	Soto.koyo@ehejp.com
11	MENANG EVOUNA	BM		MDB		emenangevouna@worldbank.org
12	AKOULONG	MINADER		government agency staff	675468500	akoulong@yahoo.fr
13	Hubert Didier	GIZ/Pro PFE		PTF	679545859	Didier.hubert@cc-consult.com
14	EBOLO gillesArsène	MINDCAF		government agency staff	694868144	gillesendez@gmail.com
15	YEPDJO KOUANDJOUO Franc Arnold	PNDP		government agency staff	696264633	yekofrar@gmail.com
16	NKOUM MESSOUA Yves	ANAFOR		government agency staff	699166941	nkoumessouayves@yahoo.fr
17	UMEMOYO SHINJI	JICA		PTF	696028943	Umemoto.shinji@jica.jipe
18	MBENG ETOUNDI Narcisse	MINEE		government agency staff	697737721	mbengnarcisse@gmail.com
19	FOUDA MOULENDE Therèse	Rainbow	FC	Consultant	699644304	Mtfouda15@gmail.com
20	DOVONOU Christine	BAD		MDB	695414124	c.dovonou@afdb.org
21	ADAMOU HAMADAMA	MINEPDED		government agency staff	675772067	Adamou.hamadama@yahoo.fr
22	AKEM	ST REDD		government agency staff	679536348	Arisakem@gmail.com
23	HALIMATU HAMAN	MINEPDED		government agency staff	672662609	halidubuldada@yahoo.fr
24	MAIMOUNA Solange	MINEPDED		government agency staff	676084188	solangemaimouna@gmail.com
25	KANA Collins	INC		government agency staff	677669324	Ekame71@yahoo.fr
26	Christine Belle-Rena	BAD		PTF	699614097	c.belle-rena@afdb.org
27	AGOUM Ghislain	Rainbow		consultant	675331427	Ghis.agoum@gmail
28	Richard SufoKankeu	Rainbow		Consultant	696976466	Sufo79@hotmail.com

Cameroon's Forest Investment Plan

29	JoroHamidouIb	SPM		government agency staff		jorohamidou@yahoo.com
30	KONGAPE Jean Ant	SPM		government agency staff		kojan@yahoo.fr
31	Pr PAMO T. Etienne	MINEPIA		government agency staff	699545432	Pamo_te@yahoo.fr
32	OdiliaHebga	BM		MDB	697859955	ohebga@worldbank.org
33	ATANGANA Franc	BM		MDB	662112524	aatanganaze@worldbank.org
34	Eugene L. Chia	GIZ		PTF	678057925	Eugene.chia@eco-consult.com
35	Cyrille EKOUMOU	BAD	Consultant	MDB	695000595	
36	Ngo ntogue Suzanne	MINEPDED		government agency staff	693597361	suzannevaleur@yahoo.fr
37	BOUBA Alisatu	FFAC		Civil society	677612252	Caiwo.@yahoo.fr
38	HAMAN UNUSA	PF-FIP MINEPDED		government agency staff	699490100	hamanunus@yahoo.fr
39	BITCHICH BI BITCHICH A. Corin	PNDP		government agency staff	695003009	bitchichbi@yahoo.fr
40	NDJEUDJA P. RANECE	CED		Civil society	699901742	ndjeudja@gmail.com
41	Henri B. Bartangken	SIKKA TV		Civil society	690778564	henrib@yahoo.fr
42	DOH James	Journalist(The Sun)		Civil society	677031779	djsbeats@yahoo.fr
43	MireilleFeudjo	ST REDD		government agency staff	699587817	feutsami@yahoo.fr
44	ONGOUA Martine	MINPROFF		government agency staff	699958036	ongolamar@yahoo.fr
45	Dr AKA FestusTongwa	IRGM/MINRESI		government agency staff	674457155	akatongwa@yakr.com
46	FORGHAB Patrick MBOMBA	ONACC		government agency staff	677615343	forghabp@yahoo.com
47	Natangapariscilla Song	MINEPDED	CELCOM	government agency staff	677367449	Pri-song@yahoo.com
48	BELA MANGA	MINEPDED		government agency staff	699813510	belamangaalain@yahoo.fr
49	RENE SIWE	ST REDD+		government agency staff	696844068	renesiwé@gmail.com

Cameroon's Forest Investment Plan

50	SEBA Daniel	ST REDD+		government agency staff	675182201	danielseba@gmail.com
51	VesipeTshim	BAD	CBFF	MDB	674310642	v.tshim
52	William Mala	BAD/PIF		MDB	699321873	w.mala@afdb.org
53	KAFFO Eric	MINFOF	SDIAF	government agency staff	677975589	kaffoeric@yahoo.fr
54	AKPAKOUA NdjimaValere	ASBAK		Civil society	677186957	asbaklomie@yahoo.fr
55	ATANGANA Jean Bertrand	MINADER		government agency staff	694695454	jbatangana@gmail.com
56	Claire ATEBA	PFNREDD/CC		Civil society	677930401	Cpmb20022002@yahoo.fr
57	Nadègenzoyem	Rainforest Alliance		PTF	699785040	nnozoyem@ra.org
58	JenanbuAbdou	Aiwo-can		Civil society	677867010	
59	ABBO Marcus	Primature		government agency staff	696041134	marcusabbo@gmail.com
60	MmbiAberg	ST REDD	SESA	government agency staff	696401858	dmaberg@gnad.com
61	SENE Olivier	BM		MDB	699224832	Olivier_sene@yahoo.fr
62	BALKISSOU Buba	REPALCAC		Civil society	675569092	Balkissoububa2013@gmail.com
63	Mme Wassou	MINEPDED		government agency staff	673457656	carolprincesse@yahoo.fr
64	NGUEMADJI Moussa	ST REDD+		government agency staff	698457047	xamimero@yahoo.fr
65	OJONG Narcis	MINFOF		government agency staff	679155545	ojongnarcil@gmail.com
66	Zouh Tem Isabella	ST REDD		government agency staff		
67	MOKOM Clorine	MINEPDED		government agency staff	677931700	clorinefmokom@yahoo.com
68	Achille MOMO	ST REDD		government agency staff	69939470	Machibe2003@yahoo.fr
69	NdohLarinetteAparsié	STV		Civil society	678467463	larinetteaparsié@gmail.com
70	Frédéric MFOM	STV		Civil society	677074180	fredericmfom@gmail.com
71	Constant KAMGA	Canal 2		Civil society	677846485	constantkamga@yahoo.fr
72	Marie ThérèseAlima	Canal 2		Civil society	694527927	

Cameroon's Forest Investment Plan

73	Lionel Bayong	7 News		Civil society	698154171	Lionelbayong@gmail.com
74	EssissidaLydie	MINAS		government agency staff	699823410	lydieella@hotmail.com
75	Marcel BEMA	MINEPDED/Celcom		government agency staff	677597913	Bema2m@yahoo.fr
76	DUPONG Simon	LTM TV		Civil society	697475573	simondupong@yahoo.fr
77	Pierre MIMALE	LTM TV		Civil society	690676420	
78	Irène AIWE	CRCR		Civil society	694463280	
79	MimodetteTonyé	CRTV		Civil society	677740320	
80	RodrigueTobie ATANGANA	Cameroun-online		Civil society	697531377	
81	KOUAM Serge	Cameroun Tribune		government agency staff	698842235	
82	Michelle FOGANG	Cameroun Tribune		government agency staff	242172764	
83	MBAH Peter	Environnement		Civil society	674821496	
84	KAGONBE Timothée	MINEPDED		government agency staff	699875590	kagonbet@yahoo.fr
85	NGONDOP Laurice	ST REDD+		government agency staff	693404003	ndlauricekiki@yahoo.fr
86	Cuba Pulera	US Forest+Service		PTF	675103575	Pulera20@yahoo.com
87	BIANRA mohamedSocrates	ST REDD+		government agency staff	696823301	bianramohamed@gmail.com
88	NGOH NJOUME Téclaire	ST REDD+		government agency staff	698052814	Tclaire2012@yahoo.fr
89	MERA ZANG T.L.	CN-REDD+		government agency staff	696093673	yatimera@yahoo.fr
90	NGONO Hortense	ST REDD+		government agency staff	699638239	h_ngono@yahoo.fr
91	NTSAGA Mbolé Yves	MINEPAT		government agency staff	677563542	ntsagamble@gmail.com
92	BAKELAK Didier I	MINEPAT		government agency staff	699256320	Didierbaled1@yahoo.fr
93	MamouoTientcheu Brice	ST REDD+		government agency	699017057	mamouobrice@yahoo.fr

Cameroon's Forest Investment Plan

				staff		
--	--	--	--	-------	--	--

ATTENDANCE SHEET Technical workshop to develop more ideason the strategic options of REDD + Mbalmayo, Le Relais Saint André hotel February 14 & 15, 2017						
N ⁰	Noms et prénoms	Organisme / structure	Fonction	Categorie / affiliation	Téléphone	Email
1.	Constant LOBE	MINADER		government agency staff	677731081	lobem@yahoo.fr
2.	SONE Nobert	WWF	Forest Programme Coordinator	PTF	678233396	
3.	HAMAN Unusa	MINEPDED		government agency staff	699490110	hamanunusa@yahoo.fr
4.	HAMAN Adama	MINFOF	CCOOP	government agency staff		hamadbill@gmail.com
5.	MAIMOUNA Solange	MINEPDED		government agency staff	690058773	solangemaimouna@gmail.com
6.	WASSOUNI	MINEPDED	NC-REDD+	government agency staff	699751484	wassoni.amadou@yahoo.fr
7.	MOMO Achille B		REDD+TS	government agency staff	699399470	Machibe2003@yahoo.fr
8.	NGOH NJOUME		REDD+TS	government agency staff	698052814	Tclaire2012@yahoo.fr
9.	NGONO Hortense		REDD+TS	government agency staff	699638239	h_ngono@yahoo.fr
10.	NGUEMEDJI Moussa		REDD+TS	government agency staff	699457041	Xamine2002@yahoo.fr

Cameroon's Forest Investment Plan

11.	NDONGO Hermann	ADD		Civil society	677531011 674264301	
12.	NTSAGA YVES Mbole	MINEPAT		government agency staff	677563542 690674484	
13.	Claire ATEBA	NFP REDD	CC/CARDEN	Civil society	677930401	
14.	Eugene L. CHIA	REDD+ expert CC	Ecoconsult	PTF	675057925	eugene.chia@eco-consult.com
15.	MOKOM Clorine	MINEPDED	CSSC	government agency staff	677931700	clorifmokom@yahoo.com
16.	Hubert Didier	GIZ/POPPE	Eco-consult	PTF	673545899	Didier.hubert@eco-consult.com
17.	TIENTCHEU Mamouo	REDD+TS	RAF	government agency staff	699017057	mamouobrice@yahoo.fr
18.	KOMYA Platinie	REC SARL	CONSULTANT	Consultant	674557577	kplatinie@yahoo.fr
19.	FOMETE Timothé	RAINBOW	CONSULTANT	Consultant	699930446	fometetim@gmail.com
20.	ISSA AFEULE Fabien	REDD+NC	Chauffeur	government agency staff		fadebien@yahoo.fr
21.	NGEUGA Stephen	RFC/ REDD+	programme representative (Yaoundé)	Civil society	675097979	Nzeugastephen@yahoo.fr
22.	FUDJO Elie	REDD+TS	Chauffeur	government agency staff	674411987	
23.	MVONDO AWODO Jean Pierre	FMBEE	coordinator	Civil society	677636355	jpmvondoa@yahoo.fr

Cameroon's Forest Investment Plan

24.	Rene SIWE	REDD+TS/	TA	government agency staff	696844068	Rene.siwe@gmail.com
25.	NJOME ETOME Noel	MINADER	EXECUTIVE/IGDA	government agency staff	694631520/ 679723880	Mayeretame2003@yahoo.fr
26.	BOUKONG BOUKONG Jean yves	MINFOF	SISDEF/SSDIAF/DF/	government agency staff	699195738	yvesboukong@yahoo.fr
27.	Richard Sufo	REC	Consultant	Consultant	674256159	Sufo79@hotmail.com

ATTENDANCE SHEET

CONSULTATION WORKSHOP FOR STAKEHOLDERS RELATING TO THE INVESTMENT PLAN OF THE FOREST INVESTMENT PROGRAMME IN THE HIGHLANDS AREA BAFOUSSAM, GOLDEN CENTER HOTEL, 10-11 Avril 2017

N°	Full name	Institution / Post	Category/affiliation	Phone number	E-mail
1	Salidjango	Mboscuda NWR programme coordinator	Civil society	677657186/699970363	Salidjango@gmail.com
2	SeneYusufa	MBOSCUDA WEST REGION DSCHANG	Civil society	676111917	seneyusufa@gmail.com
3	NjiMongoomIssah	Regional delegation	government agency staff	696729601/ 673869142	njimongon@yahoo.fr
4	Mme Nkou Jean Lebon	Divisional delegation	government agency staff	699758519	mendamenkou@yahoo.fr
5	FossoTéophile	Bangangte council as REDD+ focal point	Elected representative	675928065/ 696309215	Meakam.fosso@yahoo.fr
6	Foutsop David	Regional service head of State Properties-West region	government agency staff	652317773/ 699592438	
7	NGOH NJOUME Téclair	REDD+TS	government agency staff	698052814	Tclair2012@yahoo.fr
8	NguetchuissiNgnipibed	Rep DD/MINEPDED/MIFI	government agency	675151244	emmanguetetui@yahoo.fr

Cameroon's Forest Investment Plan

	Emmanuel		staff		
9	AtemnbengAntonina	FOREPIA/MINEPIA	government agency staff	699797247	Tonya60@yahoo.fr
10	Dr Emmanuel SamohYongabi	DDEPIA/MIFI(MINEPIA)	government agency staff	699512785	eyanglabi@yahoo.com
11	Kom Roger	CRRIO- MINRESI	government agency staff	699553380/ 65101995	Rogerkom2005@yahoo.fr
12	PudsoElie	REDD+TS	government agency staff	674411987	
13	BiapoVictorine	GIC Afrique Nouvelle	Civil society	694356655	Gican2002@yahoo.fr
14	OnyaGregoire	REDD+TS	Civil society	698164534	
15	DahirouMakie	CNPF REDD+ MBOScuDA	Civil society	670530593/ 665198182	Macky18daira@yahoo.fr
16	Akwayi Florence	DRAS-WEST region	government agency staff	677641783	fonforence@yahoo.fr
17	REPELE	DD/ MINEE/ MINF	government agency staff	675635846	rrepele@yahoo.fr
18	FOTSING	Association Terre et Vie	Civil society	699875420	
19	BembongEbokong	ONACC	government agency staff	675635846/ 655633385	
20	Achille Thomas	REDD+TS	government agency staff	699781837	
21	Peuefo Elisabeth	REDD+ coordinator-West region	Civil society	699781537	
22	GARH Mohara	DDAS -misi	government agency staff	694993927	
23	NgondopLaurice	REDD+TS	government agency staff	693404003	ndlauricekifi@yahoo.fr
24	Ngo Ntobue Suzanne	PIT- Sec	government agency staff	693597361	suzannealeu@yahoo.fr
25	Halimah Haman	FIP- Sec	government agency staff	672662609	hali lubul dada@yahoo.com
26	FometeTimothe	RAINBOW Consultant	Consultant	699936446	fometetim@gmail.com
27	Hamah Unusa	PF- FIP MINEPDED	government agency staff	699490100	

Cameroon's Forest Investment Plan

28	NguecangEtome	MINEPDED-West region	government agency staff	699166014	enguegogt@yahoo.com
29	Tidjou Rene	RD MINEPDED/WR/CSISD	government agency staff	699738319	PINTIDJOU@YAHOO.COM
30	Noutong Gérard	ADEID representative	Civil society	699835356	gtnoutong@yahoo.fr
31	AtanganaKouna	FIP- Sec	government agency staff	69473279	atangannonna@yahoo.fr
32	Koujou Joyce	President of ACODESS		699879964	
33	AfimboOtem	DD/Minas	government agency staff	699598797	Ofim2008@yahoo.fr
34	Ndo Claude	CASE/PNDP West region	government agency staff	699933939	ndoclaude@gmail.com
35	EnimpiebaKengAtio	PLANOPAC	Elected representative	696304612	planopacou@gmail.com
36	KamandaGermain	Bana council A1 Mayor	Elected representative	675489280	Gkamanda2@gmail.com
37	Tientcheu Brice	REEDTS RAF	government agency staff	699017057	mamouobrice@yahoo.fr
38	Vessah Ibrahim	RD MINDIAT	government agency staff	675025948	bessahi@gmail.com
39	SiweRéné	REDDTS/TA	government agency staff	696844068	Rene.siwe@gmail.com
40	KomBéatrice	DRADER Rep	government agency staff	695142519	KOMANWANKO1@yahoo.fr
41	Kengue Gaston	DD/MINADER,MIFI	government agency staff	677327525	
42	Leunken Simon	DD/MINADER,MIFI	government agency staff	600657558	leunkeuw@yahoo.fr
43	Deffo Rostand	UCCAO	Private	693564732	ROASTAN.DEFFO@YAHOO.FR
44	KUETCHE R	Rainbow	Consultant	699633199	tkutche@yahoo.fr
45	Kengne Christelle	Delegate representative	government agency staff	699631148	kemgnechristelle@yahoo.fr
46	Ahouken Pelagie	DD FOF/Mifi	government agency staff	699712677	nodsonst@yahoo.fr

Cameroon's Forest Investment Plan

ATTENDANCE SHEET CONSULTATION WORKSHOP FOR STAKEHOLDERS RELATING TO THE INVESTMENT PLAN OF THE FOREST INVESTMENT PROGRAMME IN THE GUINEAN SAVANNA ZONE NGAOUNDERE HOTEL, April 12 & 13, 2017						
No	Name and surname	Organisation / structure	Function	Category / affiliation	Telephone	E-mail
1	Salidjango	MBOSCUA NWR programme	Coordinator	Civil society	677657186 699970363	Salidjango@gmail.com
2	SeneYusufa	MBOSCUA WEST REGION DSCHANG		Civil society	676111917	seneyusufa@gmail.com
3	NjiMongoomIssah	Regional delegation		government agency staff	696729601/ 673869142	njimongon@yahoo.fr
4	Mme Nkou Jean Lebon	Divisional delegation		government agency staff	699758519	mendamenkou@yahoo.fr
5	FossoTéophile	Bangangte council as REDD+	Focal point	Elected representative	675928065/ 696309215	Meakam.fosso@yahoo.fr
6	Foutsop David	Regional service head of State Properties-West region		government agency staff	652317773/ 699592438	
7	NGOH NJOUME Téclaire	REDD+TS		government agency staff	698052814	Tclaire2012@yahoo.fr
8	Nguetchuissi Ngnipibed Emmanuel	/MINEPDED/MIFI	Rep DD	government agency staff	675151244	emmanguetetui@yahoo.fr
9	Atemnbeng Antonina	MINEPIA	FOREPIA	government agency staff	699797247	Tonya60@yahoo.fr
10	Dr Emmanuel SamohYongabi	MINEPIA	DDEPIA/MIFI	government agency staff	699512785	eyanglabi@yahoo.com
11	Kom Roger	MINRESI	CRRIO	government agency staff	699553380/ 65101995	Rogerkom2005@yahoo.fr
12	PudsoElie	REDD+TS		government agency staff	674411987	
13	BiapoVictorine	GIC Afrique Nouvelle		Civil society	694356655	Gican2002@yahoo.fr
14	OnyaGregoire	REDD+TS		Civil society	698164534	
15	DahirouMakie	CNPF REDD+	MBOSCUA	Civil society	670530593/	Macky18daira@yahoo.fr

Cameroon's Forest Investment Plan

					665198182	
16	Akwayi Florence	DRAS-WEST region		government agency staff	677641783	fonforence@yahoo.fr
17	REPELE	DD/ MINEE/ MINF		government agency staff	675635846	rrepele@yahoo.fr
18	FOTSING	Association Terre et Vie		Civil society	699875420	
19	BembongEbokong	ONACC		government agency staff	675635846/ 655633385	
20	Achille Thomas	REDD+TS		government agency staff	699781837	
21	Peuefo Elisabeth	REDD+ coordinator-West region		Civil society	699781537	
22	GARH Mohara	DDAS -misi		government agency staff	694993927	
23	NgondopLaurice	REDD+TS		government agency staff	693404003	ndlauricekifi@yahoo.fr
24	Ngo Ntobue Suzanne	PIT- Sec		government agency staff	693597361	suzannealeu@yahoo.fr
25	Halimah Haman	FIP- Sec		government agency staff	672662609	hali lubul dada@yahoo.com
26	FometeTimothe	RAINBOW	Consultant	Consultant	699936446	fometetim@gmail.com
27	Hamah Unusa	MINEPDED	PF- FIP	government agency staff	699490100	
28	NguecangEtome	MINEPDED-West region		government agency staff	699166014	enguegogt@yahoo.com
29	Tidjou Rene	RD MINEPDED/WR/CSISD		government agency staff	699738319	PINTIDJOU@YAHOO.COM
30	Noutong Gérard	ADEID representative		Civil society	699835356	gtnoutong@yahoo.fr
31	AtanganaKouna	FIP- Sec		government agency staff	69473279	atangannonna@yahoo.fr
32	Koujou Joyce	President of ACODESS			699879964	
33	AfimboOtem	DD/Minas		government agency staff	699598797	Ofim2008@yahoo.fr
34	Ndo Claude	CASE/PNDP West region		government	699933939	ndoclaude@gmail.com

Cameroon's Forest Investment Plan

				agency staff		
35	EnimpiebaKengAtio	PLANOPAC		Elected representative	696304612	planopacou@gmail.com
36	KamandaGermain	Bana council A1 Mayor		Elected representative	675489280	Gkamanda2@gmail.com
37	Tientcheu Brice	REEDTS RAF		government agency staff	699017057	mamouobrice@yahoo.fr
38	Vessah Ibrahim	RD MINDIAT		government agency staff	675025948	bessahi@gmail.com
39	SiweRéné	REDDTS/TA		government agency staff	696844068	Rene.siwe@gmail.com
40	KomBéatrice	DRADER Rep		government agency staff	695142519	KOMANWANKO1@yahoo.fr
41	Kengue Gaston	DD/MINADER,MIFI		government agency staff	677327525	
42	Leunken Simon	DD/MINADER,MIFI		government agency staff	600657558	leunkeuw@yahoo.fr
43	Deffo Rostand	UCCAO		Private	693564732	ROASTAN.DEFFO@YAHOO.FR
44	KUETCHE R	Rainbow	Consultant	Consultant	699633199	tkutche@yahoo.fr
45	KengneChristelle	Delegate representative		government agency staff	699631148	kemgnechristelle@yahoo.fr
46	AhoukenPelagie	DD FOF/Mifi		government agency staff	699712677	nodsonst@yahoo.fr

ATTENDANCE SHEET

CONSULTATION WORKSHOP FOR STAKEHOLDERS RELATING TO THE INVESTMENT PLAN OF THE FOREST INVESTMENT PROGRAMME IN THE MONOMODAL RAINFALL FOREST ZONE DOUALA, PRINCE DE GALLES HOTEL: 12-13 April 2017

No	Noms et prénoms	Organisme / structure	Function	Category / affiliation	Telephone	Email
1	Amougou J.A	ONACC	RD	government agency staff	699903210	joeurmathe@yahoo.fr
2	Siwe René	REDD+	TS/TC	government agency staff	696844068	renesiwe@gmail.com

Cameroon's Forest Investment Plan

3	Tientcheu Brice	REEDTS	RAF	government agency staff	699017057	mamouobrice@yahoo.fr
4	Ombolo Tasse	MINFOF/	DAF	government agency staff	675520729	anomta@yahoo.fr
5	AtanganaKouna Joseph	FIP- Sec		government agency staff	694723279	atanagankouna@yahoo.fr
6	HAMAN Unusa	MINEPDED	PF- FIP	government agency staff	699490100	hamanusa@yahoo.fr
7	Nounga Emmanuel	CTDD Littoral	NFP	Civil society	674869408	noungaemma@gamail.com
8	Rose Pelage Masso	Lam –Eco Vice-coordinator		Civil society	699908875	rosymasso@yahoo.fr
9	Mme Cecile Ndjebet	REDD+	CC REFACOF	Civil society	677863599	cecilendebet@yahoo.fr
10	Ebwea Mbangamoh Samuel	ANAFOR	C/S	government agency staff	675070154	Sam.ebwea@yahoo.fr
11	NGOH NJOUME Téclaire	REED+TS/	Expert	government agency staff	698052814	tclarie2012@yahoo.fr
12	Zock Francis	MINEPAT	DD Rep	government agency staff	694913743	
13	Noudji Ebenel Rene	Association Planteur Ebone		Civil society	691575400	
14	Etame Delphine	Divisional Delegation	AFF	government agency staff	699863337	tchechphinn@yahoo.fr
15	Essoh Bernard	Cooplacam		Civil society	691505830	
16	Robert Achu	MINEPDED	Rep DD	government agency staff	677942551	Mbrt2003@yahoo.com
17	Mbarga Justine	RD Rep/ Littoral		government agency staff	699372900	justinembarga@yahoo.fr
18	Hahmatu Haman	FIP- Sec		government agency staff	672662609	haliduuldada@yahoo.fr
19	Ngo Ntogue Suzanne	FIP- Sec		government agency staff	693597361	suzabnnevaleur@yahoo.fr
20	Mera Zang Tchedel	MINEPDED		government agency staff	696093673	myralimera@yahoo.fr
21	Noa Avele Marcellin	MINEE	DREE-LT	government	697396929/654977445	noamarca@yahoo.fr

Cameroon's Forest Investment Plan

	Armel			agency staff		
22	Mbonga Celestin	EST NYAMEDJO		Civil society	670013302/691961118	mbonga2yahoo.fr
23	Dr Aalev René	MINEPIA	RD LT	government agency staff	699877390	lessaleu@yahoo.fr
24	Achille Momo	REDD+TS		government agency staff	699399470	madine2003@yahoo.fr
25	Mohamadou Bi Said	AIWO-CAN		Civil society	695409447	sadamramse@gmail.com
26	Nti Mefe Solomon	DDFOF/Wouri		government agency staff	677398009	ntimefesolomon@yahoo.com
27	Ngaku Fiontchou Fedelis	MINMIDT	LRD	government agency staff	675066046	fiontchoufidelis@yahoo.fr
28	Moussambe Mbonjo Louise	DD MINFOF Wouri		government agency staff	679985047	dodominemnojo@yahoo.fr
29	Sangang Joel	DD EE/Wouri		government agency staff	679367450	sangangi@yahoo.fr
30	Fomete Timothe	RAINBOW	Consultant	consultant	699936446	fometetim@gmail.com
31	Ekwadi Songue	MINEPDED/ South region	RD	government agency staff	699945228	ekwadinth@yahoo.fr
32	Enyegue Mvolio David	MINAS/ LT	RD	government agency staff	695159736	enyeguedavid@yahoo.fr
33	Kuetche Rodrigue	RAINBOW	Consultant	consultant	699936446	thuctche@yahoo.fr
34	FUDJO Elie	REDD+TS		government agency staff	699399470	
35	Atangana Abeng Mathias	ONACC		government agency staff	699959280	
36	Fouda Moulende Therese	Rainbow	E.C	consultant	699644309	mtfouda15@gmail.com
37	Ebotone Moume Jacqueline	MINDCAF/LT		government agency staff	696708333	jacquelineeboto@yahoo.fr
38	Mrs Wassou Saosatou	MINEPDED		government agency staff	673457656	soadotou@yahoo.fr
39	Mme Dtagaoua			Civil society	696228252	
40	Njoh Mandengue	MINEPIA		government agency staff	678250554	macinan@yahoo.fr

Cameroon's Forest Investment Plan

41	Onya Gregoire Barbe	REDD+TS		government agency staff	698164534	onyabarbe@yahoo.fr
42	Ntyam Menbue Nadine	CDC		private	694926335	nadinentyam@yahoo.fr
43	Ngueguim Jules	IRAD Batoke		government agency staff	677759062	julesnguguim@yahoo.fr
44	Shep Ndzelea Beyania	REED+	SW Coordinator	government agency staff	677761996	bserkfem@yahoo.co.uk

<u>ATTENDANCE SHEET</u>						
CONSULTATION WORKSHOP FOR STAKEHOLDERS RELATING TO THE INVESTMENT PLAN OF THE FOREST INVESTMENT PROGRAMME IN THE BIMODAL RAINFALL AGRO-ECOLOGICAL ZONE						
EBOLOWA, LE RANCH HOTEL, 18- 19 April 2017						
N°	Noms et prénoms	Organisme / structure	Function	Category / affiliation	Telephone	Email
1	Siwé René	REDD+TS		government agency staff	696544068	RENE.SHVE@GMAIL.COM
2	Kana Benell Anne Esther	MINEPPED/	RD/CE	government agency staff	699581804 673651889	Enellanne01@yahoo.fr
3	Hamah Unusa	MINEPDED	PF- FIP	government agency staff	699490110	hamanunsa@yahoo.fr
4	NGOH NJOUME Téclaire	REDD+TS		government agency staff	698052814	Tclaire2012@yahoo.fr
5	Medou Alfred	Executive Director		Civil society	699662681/ 676889788	opfer@yahoo.fr
6	Halima Souley	AIWO-CAN		Civil society	670949386	souleyhalima@yahoo.com
7	SandjoChimene	MINEPDED	Rep DD	government agency staff	675377954	chmenesandjo@yahoo.com
8	Victorine Mba	APED	Director	Civil society	694084726	victorinemba@yahoo.com
9	Messe Ngale	OKANI		Civil society	693619022	NGALE.ALEX@YAHOO.COM
10	Baleba Laurent Justin	IRAD	Rep GM	government agency staff	677862727	
11	Nguinin Mballa Manuella	REDD+	Rep/ Ebolowa	Civil society	671500949	Manuellange75@yahoo.fr

Cameroon's Forest Investment Plan

12	Ngoa David Roger	CERED AKOA		Civil society	697451036	NGOADAVIDE@YAHOO.COM
13	Noah Xavier Hervé	MINEPDED/ East region	Rep RD	government agency staff	696672782	HXNOAH@YAHOO.FR
14	Jean Abbe Abessolo	REDD and CC	RFC/NFP	Civil society	679385282	ABBEAM@YAHOO.COM
15	Ngono Louis Blaise	DDADER/MV ILA		government agency staff	699722603	LOUISBLAISENGONO@YAHOO.COM
16	LONGMO FIDELE	DDADER/MV ILA		government agency staff	677867842	
17	ABAZE EBOT AARON	MINEPAT/ South region	Rep RD	government agency staff	696219217	
18	OyonoElie Andre Eric	DST/DRFH	GM Rep/Ebolowa	government agency staff	694840876	oyelanerma@yahoo.fr
19	Atangana Kouna Joseph	FIP		government agency staff	694723279	atanganakouna@yahoo.fr
20	Oban EeickHervé	DDEE/MVIL A		government agency staff	673856954	
21	ABDOULAYE SALI	REDD+TS		government agency staff	69921350	
22	Halimatu Haman	FIP SEC		government agency staff	672662609	halidubuladada@yahoo.com
23	AkonoVoula Marcel	MINMIDT	Rep RD South region	government agency staff	674553256	yvesmarcel@yahoo.fr
24	Paah Patrice	CAFT	DE	Civil society	699761183	Caft.cameroun@gmail.com
25	Richard Sufo	RAINBOW	Consultant	Consultant	696976466	Sufo79@hotmail.com
26	AdamaMoute	PRFOF	CSRF	government agency staff	696597361	adamamoute@yahoo.fr
27	Ngo Ntogue Suzanne	FIP- Sec		government agency staff	693597361	suzannedlar@yahoo.fr
28	AnouzonChristain	ANAFOR		government agency staff	699751107/676592625	anouzochrist@gmail.com
2	Ebale Ruben Francis	MINDCAF	Rep RD South region	government agency staff	661676001	
30	FometeTimothe	RAINBOW	Consultant	Consultant	699936446	fometetim@gmail.com

Cameroon's Forest Investment Plan

31	FUDJO Elie	REDD+TS		government agency staff	674411987	
32	Ondo Zoo Bernard	ONED	Coordinator		699393009	Oneda_em@yahoo.fr
33	Ewoto Germain Cyrille	MINEPAT	DD	government agency staff	699109801	cyrillewote@yahoo.fr
34	AchilleMomo	REDD+TS		government agency staff	699399470	
35	Dimale Samuel	MINEPDED	Rep RD South region	government agency staff	674776057	
36	Ngane Nlate Cyrille	PNDP South region		government agency staff	698499112	Ngane.cyrille@yahoo.fr
37	Zoobo Fernande	DD AFF Soc		government agency staff	699868222	fernanderkoette@yahoo.fr
38	Nkotto Arleth Franine	MINEPIA	Rep RD	government agency staff	699868200	Arlettfrancine64@yahoo.fr
39	NdjohBoum Martin	MINEE	RD South region	government agency staff	699896388	Ndyohb@yahoo.fr
40	Mrs WassouSaotou	MINEPDED		government agency staff	673457656	saodatou@yahoo.fr
41	Mrs Zoayang Claire	DRADERS		government agency staff	677930401	Cpinbzoa2002@yahoo.fr
42	Ngo'o Prosper	DD MINDCAF		government agency staff	677714270	
43	Nyemgah Wondong	CED	Project Manager	Civil society	679172540	lestacademic@yahoo.com
44	Mbolle Adiang	Rep MINAS/ South region		government agency staff	676102994	
45	Mera Zang Tchedel	MINEPDED		government agency staff	696093673	yatinmera@yahoo.fr
46	Nyouma Louise	REDD+TS		government agency staff	696644717	minkenglouise@yahoo.fr
47	Bilbel Adjelaoul A	MINMIDT	DD/ MVILA	government agency staff	695222343	armandbill@yahoo.com
48	Mvondo Bruno	DECTRAD		Civil society	677890944	bmvondo@yahoo.fr

Cameroon's Forest Investment Plan

49	Ndi Odoumou J	MINEPDED	RD	government agency staff	677779241	odouma@yahoo.com
50	Mvondo Awono J	FASA Ebolowa		government agency staff	677636355	

ATTENDANCE LIST
VALIDATION WORKSHOP OF THE FOREST INVESTMENT PLAN
EBOLOWA, HOTEL LE RANCH, 04 TO 05 OF JULY 2017

N°	NOMS	PRENOMS	INSTITUTIONS	Category/affiliation	TELEPHONE	EMAIL
1	ONDOA ONDOA	G,	UICN	PTF	699471655	gondond@yahoo.fr
2	ABBE	JEAN	PFN REDD+ CC	Civil society	679385282/699471556	abbecm@yahoo.fr
3	ABBO	MARCUS	SPM	government agency staff	696049934	marcusab@gmail.com
4	ABDOULAYE	SALI	STREDD+	government agency staff	699217335	abdouyaya91@yahoo.fr
5	ADAMA	JEAN MARIE	MINEPDED	government agency staff	691742212	adamasyero@gmail.com
6	AHMADOU	ROUPHAI DAIROU	MBOSCUDA	Civil society	661149394	ldairou@yahoo.fr
7	HAMADAMA	ADAMA	ST-REDD+	government agency staff	696107059	adamanhamadama@yahoo.fr
8	HAMAN UNUSA	/	MINEPDED	government agency staff	699490110	hamanunusa@yahoo.fr
9	HAWEY BOUBA	/	AIWO-CAN	Civil society	677787334	hawehamman@gmail.com
10	AKOUANDE	VIVIANNE	MINEPDED	government agency staff	675666356	akvido@yahoo.fr

Cameroon's Forest Investment Plan

11	AMOUGOU	JOSEPH ARMATHEE	ONACC	government agency staff	699903210	joearmathe@yahoo.fr
12	ATANGANA KOUNA	JOSEPH	ST-REDD+/MINEPDED	government agency staff	694723279	atanganakouna@yahoo.fr
13	ATANGANA	JEAN BERTRAND	MINADER	government agency staff	694695454	jbatangana@gmail.com
14	ATANGANA ABENG	M,	ONACC	government agency staff	699959280	/
15	ATEBA MEVOA	DENISE	MINEPAT	government agency staff	699154423	atebadenise@gmail.com
16	ASTA epse AMADOU	/	GIC YAHKI	Civil socielty	6980772521	asta@gmail.com
17	ATEBA	CLAIRE	MINADER	government agency staff	677930401	cpmb20022002@yahoo.fr
18	BABODO	MICHEL GUY PATRICK	MINEPDED	government agency staff	699224875	patrickbabodo@yahoo.fr
19	BIANRA MOHAMED	SOCRATES	STREDD+	government agency staff	696823301	bianramohamed@gmail.com
20	BITCHICK BI BITCHICK	AUGUSTIN LORIN	PNDP/ATF	government agency staff	695003009	bitchickbi@yahoo.fr
21	MBENGO	GHISLAINE DANY	MINEPDED	government agency staff	699432944	mbenghning@yahoo.fr
22	MOKOM	CLORINE	MINEPDED	government agency staff	677931700	clorinefmokom@yahoo.com
23	SIWE	RENE	CN-REDD+	government agency staff	696844068	rene.siwe@gmail.com
24	ELLA MEYEepse ESSISSIMA	LYDIE	MINAS	government agency staff	699823410	lydielle@hotmail.com
25	WASSOUNI	/	CNREDD+	government agency staff	699751484	wassouni.amadou@yahoo.fr
26	DJEUTCHUI	RUFINE	ST-REDD+	government agency staff	697919398	misserng@yahoo.fr

Cameroon's Forest Investment Plan

27	EBOLO	GILLES ARSENE	MINDCAF	government agency staff	694868144	gillesendiz@gmail.com
28	ESSE BIYITI	HENRI	MINPROF	government agency staff	697327300	henrynyang@mail.com
29	EVINA BIKOLO	CYRILLE	MINMIDT	government agency staff	6991009616	cyrilleevina@yahoo.fr
30	CHIA	EUGENE L	GIZ/PROPFE	PTF	678057925	eugenechia@eco-consult.com
31	NGWANA	CYRILLE	BANQUE MONDIALE	MDB	696336314	/
32	BUH	GASTON	WWF	PTF	677458353	gbuh@wwfcam.org
33	FOMETE	TIMOTHEE	RAINBOW	Consultant	699936446	fometetim@gmail.com
34	FUDJO	ELIE	ST-REDD+	government agency staff	674411987	/
35	HAMAN	HALIMATU	ST-REDD+	government agency staff	672662609	halidubuldada@yahoo.com
36	ISSA AFADE	FABIEN	CNREDD+	government agency staff	699273401	fabebien@yahoo.fr
37	KAFFO	ERIC	MINFOF	government agency staff	677975584	kaffoeric@yahoo.fr
38	KPWANDA	MAURICE	/	Civil society	694636555	kpwmaurice@yahoo.fr
39	KUATE	GEORGES	ST-REDD+	government agency staff	696169021	ggkuate@gmail.com
40	MAIMOUNA	SOLANGE	ST-REDD+	government agency staff	690088773	solangemaimouna@gmail.com
41	MAKON	VICTOIRE	/	government agency staff	696053553	/
42	MERA ZANG	TCHEDDEL LIDWING	MINEPDED/DCGR	government agency staff	696093673	yatimera@yahoo.fr
43	MOUAMFON	MAMA	FCTV	Civil society	699664359	mouanfon_m@yahoo.fr

Cameroon's Forest Investment Plan

44	MOMO	ACHILLE	STREDD+	government agency staff	699395470	machibe2003@yahoo.fr
45	NGUEMADJI	MOUSSA	ST-REDD+	government agency staff		
46	MBEGMBOG	SEVERIN	TROW-CAMEROUN	Civil society	694244602	trowcameroun@gmail.com
47	NGUETSE	PIERRE	MINEPAT	government agency staff	629359648	nguetse_pierre@yahoo.fr
48	NDJEBET	CECILE	PLATEFORME REDD+ CC	Civil society	677863599	ceccilendjebet28@gmail.com
49	NDJU'U MFULA	BIENVENU MAXWELL	REPAR	Elected representative	691056509	maxwellndjuu@yahoo.fr
50	NGO NTOGUE	SUZANNE	MINEPDED	government agency staff	693597361	suzannevaleur@yahoo.fr
51	NGOH NJOUME	TECLAIRE	STREDD+	government agency staff	698052814	tclaire2012@yahoo.fr
52	NGONO	HORTENSE	STREDD+	government agency staff	699638239	h_ngono@yahoo.fr
53	NGUEDIA	THERESE DARLINE	ST-REDD+	government agency staff	697568654	darline1guedia@yahoo.com
54	NGOUMOU FLORETTE		MINEPDED	government agency staff	674830838	nuiko20012001@yahoo.fr
55	NSTAGA MBOLE	YVES	MINEPAT	government agency staff	677563542	ntsagambole@gmail.com
56	NZOGANG T,G,	DANIEL	ST-REDD+	government agency staff	697427997	danzo_g2000@yahoo.fr
57	NYOUMA	LOUISE	STREDD+	government agency staff	696644717	mikenglouise@yahoo.fr
58	OUSMAN	SEIDOU	ASD/MBOSCUDA	Civil society	676210557	habamcos@yahoo.fr
59	NGANDJI NGONDO	BILLY ATHUR	CHEFFERIE TRADITIONNELLE	Civil society	677810944	billyarthur33@yahoo.fr
60	SALI	DJANGO	BOSCUDA NORD OUEST	Civil society	677657186	salidjango@gmail.com

Cameroon's Forest Investment Plan

61	SEBA	DANIEL	ST-REDD+	government agency staff	675182201	danielseba@yahoo.fr
62	SHEY NDZELEN	BENJAMIN	PFREDD+/ CC	Civil society	677761996	bserkfean@yahoo.co.uk
63	TOLE	DESIRE	ANAFOR	government agency staff	694234037	/
64	TCHINKOU	EMMANUEL BLAISE	OPED	Civil society	677686643	emmanueltchinkou@gmail.com
65	SADO MBENGONO	ERIC KEVIN	MINEPDED	government agency staff	693589273	sadoeric@yahoo.fr
66	SUFO	RICHARD	RAINBOW	Consultant	674256159	sufo79@hotmail.com
67	MBA	VICTORIEN	APED/ECFP	Civil society	694084726	victorienmba@yahoo.fr
68	AISSATOU	/	Direction Generale De La Recherche	government agency staff	675842418	aissatoubelle@gmail.com
69	ATEBA	CLAIRE	PFN REDD+ CC	Civil society	677930401	cpmb200220002@yahoo.fr
70	WAGNOUN	VALENTIN	MINEPDED	government agency staff	677566258	valina1@yahoo.fr
71	WASSOU	SAOUDATOU	MINEPDED	government agency staff	673457656	saodatou@yahoo.fr

ATTENDANCE SHEET

SECOND JOINED MISSION OF MDBs – Meeting with the Sectoral Ministries YAOUNDE, 18 MAY 2017

N°	Nom and surname	Institution / Post	Category/Affiliation	Telephone	Email
01	SIWE RENE	ST-REDD+ /CT	government agency staff	696344068	renesiwe@gmail.com
02	Pr. PAMO J.ETIENNE	MINEPIA	government agency staff	699545432	Pamo_te@yahoo.fr
03	EKOUMOU CYRILLE	BAD/CONDULTANT	MDB	695000595	ekoumoucyrille@gmail.com
04	SAMBA TOUMKARA	BAD,CHEF DE MISSION	MDB	0022557328096	s.toumkara@afdb.org

Cameroon's Forest Investment Plan

05	TRAORE MODIBO	BAD		/	/
06	TSAGA MBOLE IVES	MINEPAT/CADRE	government agency staff	677563542/	ntsagambole@gmail.com
07	FOMO MARIE ANTOINETTE	INS/CHEF DE DIVISION	government agency staff	677634580	Ma.fomo@yahoo.fr
08	NKOUANDON ISIAKA	ANAFOR	government agency staff	677270172	Nkouandou.isiaka@yahoo.fr
09	ATEBA MEVOUA DENISE	CA/MINEPAT/DGCOOP	government agency staff	677154423	atebadenise@gmail.com
10	SENE OLIVIER	BM /CONSULTANT FIP	MDB	699224832	olivier_sene@yahoo.fr
11	NWAGOUM STEVE	PNDP	government agency staff	695176475	nwagoum_steve@yahoo.fr
12	BITCHICK BITCHICK AUGUSTIN CARIN	PNDP	government agency staff	695003009	bitchickbi@yahoo.fr
13	PLONG CLAUDE YANNICK	PNDP	government agency staff	695484884	plongyannick@yahoo.com
14	ADAMOU HAMADAMA	SEC/PIF	government agency staff	696107059	adamouhamadama@yahoo.fr
15	MISSI MISSI PHILIPPE	SEC/PIF	government agency staff	696214321	Missi.philippe@gmail.com
16	AMADOU NCHARE	BM/CONSULTANT	MDB	699738783	Amadouch2002@yahoo.fr
17	JOHNS TRACY	BM/FCPF	MDB	M2025095938	tjohns@worldbank.org
18	MENANG EVOUNA EMERAN SERGE	BM/CHARGE DE PROJET	MDB	699989748	emenangevouna@worldbank.org
19	ABBO MARCUS	SERVICE DU PM ATTACHE	government agency staff	696049934	Marcusabo6@gmail.com
20	MEERIM SHAROKOVA	WORLD BANK		(202)3745387	/
21	RUFINE DJEUTCHOU	ST-REDD+ ESEC	government agency staff	697919398	redjeutchou@reddcameroun.com
22	RICHARD SUFO	Rainbow	/CONSULTANT	696976466	Sof7@hotmail.fr
23	MVOGO SIMON T	DCP/MINFOF		690126231	
24	ONGOUA MARTINE	MINPROFF/DPEF	government agency staff	699958036	ongolamae@yahoo.fr
25	MAIMOUNA SOLANGE	SEC/PIF	government agency staff	690058773	solangemaimouna@gmail.com

Cameroon's Forest Investment Plan

26	NGOH NJOUME TECLAIRE	EXPERT CPP/ST-REDD+	government agency staff	698052814	tclaire2012@yahoo.fr
27	NGONO HORTENSE	ST REDD+/PP	government agency staff	699638239	h_ngono@yahoo.fr
28	HAMAN UNUSA	CCSESA/PF-FIP	government agency staff	699490100	hamanunusa@yahoo.fr
29	NGUEDIA THERESE	ST REDD+	government agency staff	697568654	darline1nguedia@yahoo.com
30	EBOLO GILLES A.	CAB/MINDCAF	government agency staff	694868144	gillesendoz@gmail.com
31	HAMAN ADAMA	MINFOF/CCOOP	government agency staff	699556697	hamadbille@gmail.com
32	ESSO BIYITI HENRI	MINPROFF/CS	government agency staff	697327300	henrinyang@gmail.com
33	FONDE MBA ERNEST REP OJONG MARCEL	MINFOF/CEA2	government agency staff	699036455	Fondembaernest@yahoo.fr
34	ESSIMA LYDIE	MINAS/SDLCES	government agency staff	699823410	lidiella@hotmail.com
35	NGUEMADI MOUSSA	ST-REDD+/EX MNV	government agency staff	699457047	/
36	HALIMATU HAMAN	MINEPDED	government agency staff	672662609	halidubuldada@yahoo.fr
37	NGO NTOGUE SUZANNE	MINEPDED	government agency staff	693597361	suzannevaleur@yahoo.fr
38	MERA ZANG T.L.	CN-REDD+	government agency staff	696093673	yatimera@yahoo.fr
39	NGONDOP LAURICE	ST REDD+	government agency staff	693404003	ndlauricekiki@yahoo.fr
40	ATANGANA KOUNA JOSEPH PATRICK	SEC/PIF	government agency staff	694723229	atanganaouna@yahoo.fr
41	BIANRA MOHAMED SOCRATES	STREDD+ Cadre d'Appui	government agency staff	696823301	bianramohamed@gmail.com

Cameroon's Forest Investment Plan

42	KUATE GEORGES	ST-REDD+ Cadre d'Appui	government agency staff	696169021	ggkuate@gmail.com
43	NYOUMA LOUISE	STREDD+ Cadre d'Appui	government agency staff	696644717	mikenglouise@yahoo.fr
44	JORO HAMIDOU IBRAHIM	SPM	government agency staff	699744205	jorohamidou@yahoo.fr
45	TIZE JACQUES	IE/DGRCV/MINADER	government agency staff	695551796	jactizer@yahoo.fr
46	TIENTCHEU BRICE	RAF/CN-REDD+	government agency staff	699017057	mamouobrice@yahoo.fr

NAMES OF CIVIL SOCIETY REPRESENTATIVES THAT TOOK PART IN THE SECOND PIF JOINT MISSION YAOUNDE, 22 MAY 2017

N°	STRUCTURE/INSTITUTIONS	Names and Surnames	Town	CONTACTS
1	Plateforme de la Société Civile sur le CC et REDD+/REFACOF	Mme Cécile T. Ndjebet	Edea	677863599
2	Plateforme Nationale de la Société Civile sur le CC et REDD+/Coordo.Centre	Mme Otabela Praxède	Yaoundé	677697135
3	Coordo. Plateforme Nationale de la Société Civile sur le CC et REDD+	Soulemanou Madam Ango	Adamaoua	674978404/699825465
4	Plateforme Nationale de la Société Civile sur le CC et REDD+	Njamsi Nelson Ndi	Nord-ouest Bamenda	677196362
5	Coordo. Plateforme Nationale de la Société Civile sur le CC et REDD+/centre	Tama Tama René	Yaoundé	651132477/656636254
6	Plateforme Nationale de la Société Civile sur le CC et REDD+	Didja Djaili Garga	Extrême-Nord	677803573/699775929

Cameroon's Forest Investment Plan

7	Point focal REDD+/REFACOOF	Mme Ondoua Marie Louise	Akonolinga	699829306
8	OPED/Directeur CCSPM	Jonas Kemajou	Yaoundé	677602383
9	CAFT	Pa'ah Patrice André	Yaoundé	699989748
10	ADEID	Soh Joseph	Yaoundé	696157687
11	RECTRAD	Prince Ngandji Billy Athur		678353679
12	CERED/AKGA	Ngoa David Roger	Yaoundé	697451036
13	Rainforest Alliance	Mme Nadège Nzoyem Saha	Yaoundé	
14	Assistant de Programme CERAD	Djanang Willy	Yaoundé	691507990/674922747
15	People Earthwise (PEW) plateforme	Shey Ndzelen Benjamin SERKEM	Sud-Ouest	677761996
16	Fondation Camerounaise Terre Volante (FCTV)	Mouamfon Mama		675141750/699664359
17	REPAR	Ndju'u Mfula Bienvenu Maxwell	Yaoundé	691056509

ANNEX 6: RESPONSES TO THE EXPERT REVIEWER'S COMMENTS

Independent Review of the Forest Investment Plan of Republic of Cameroon

Reviewer: G. Ken Creighton, Ph.D.

Date of review: 23 September 2017

PART O: Setting the context (from the reviewers overall understanding of the FIP document)

The Forest Investment Programme for Cameroon (2018-2022) builds on previous work by the Ministry of Environment, Nature Protection and Sustainable Development (MINEPDED) with substantial involvement and inputs from the Ministry of Forestry and Wildlife (MINFOF), and other sectoral ministries including the Ministry of Agriculture and Rural Development (MINADER), Ministry of Livestock, Fisheries and Animal Husbandry (MINEPIA), Ministry of Industry, Mines and Technological Development (MINMIDT) and inputs from a number of documented workshops/consultations at national and regional level involving a variety of (government) technical and administrative agencies and authorities, international and domestic NGOs, civil society representatives, and private business in the forestry and agriculture sectors. The FIP builds on and advances operational concepts from a number of national planning and strategy documents developed in recent years including: National Environmental Management Plan, National Agricultural Investment Plan, Climate Change Adaptation Plan, National Biodiversity Strategic Action Plan, and its submission of Intended National Determined Contributions (INDC) to the UNFCCC.

Cameroon has not yet produced a National REDD+ Strategy but has received substantial financial and technical support from the World Bank's FCPF and bilateral agencies such as KfW, GIZ and AFD to strengthen capacity for REDD+ readiness and has experience in implementing projects financed by the World Bank (IBRD and IDA) and other MDBs and donor agencies that address some of the issues outlined in the FIP including the Pilot Project for Wood Energy Management and Reforestation (PPGBER), "Operation Green Sahel" project implemented by MINEPDED; Sustainable Development Programme for the Lake Chad Basin (PRODEBALT); Support Program for Securing an Integrated Management of Agro-Pastoral Resources in Northern Cameroon (ASGIRAP).

The FIP is proposed to be implemented in coordination with funding from the Central Africa Forest Initiative (CAFI) and the Green Climate Fund (GCF) through proposals that are currently in preparation or pending approval.

At national level MINEPDED through the REDD+ national coordination is the lead entity for all projects relating to REDD+ and will play a key role in implementation of the FIP with MINFOF, MINADER, and MINEPIA as key partners. The steering committee will include appropriate technical and administrative units from these ministries as well as civil society and the private sector. The REDD+ national coordination works through its Technical Secretariat (TS), with the help of specialized bodies such as the National Climate Change Observatory (ONACC), the National Meteorological Department (DMN), the Institute of Agronomic Research (IRAD) and others.

Environmental and rural development planning in Cameroon is based on a system of "Agro-Ecological Zones" (AEZ's). The project will be implemented in three Intervention Zones (see p 5), based on three components in each zone with the principal objectives:

Cameroon's Forest Investment Plan

Investment Programme 1: Reducing emissions from deforestation and forest degradation in the southern forested plateau of Cameroon

Investment Programme 2: Resilience and adaptation to climate change in the Northern woodlands (high Savannahs) and Sudano-Sahelian zone

Investment Programme 3: Integrated management of catchment areas in the Western highlands.

Each Investment Program will have a regionally based coordination and implementation unit as well as a steering committee comprised of local government and civil society stakeholders.

In Cameroon's second national report, emissions from LULUCF were estimated a 2,900 Gg (CO₂e) gross emissions level and the BAU analysis estimates this could increase to 85,000 Gg by 2030 in the absence of mitigation measured proposed in this plan. The overall goal of the FIP and the collateral initiatives proposed for financing by CFI and GCF is to reduce emissions from forests and other land use (e.g. LULUCF) below the BAU projection noted above but no specific target is identified.

Part I: General criteria: The investment plan complies with the general criteria indicated in the ToRs²

<i>A. Country capacity to implement the plan</i>	Green	RESPONSE
Cameroon has a relatively stable institutional structure of ministries, technical and administrative units and agencies and reasonably well-developed universities and institutions of higher education and a pool of well-qualified technical personnel. The country has a history of relatively frequent and unpredictable changes at the high levels of management authority (ministers and deputies) while the operational units (bureaus, agencies) remain relatively stable in staffing levels and retention of qualified personnel.		Thanks for the positive comments

<i>B. Developed on the basis of sound technical assessments</i>	Green	RESPONSE
(See Section 7 pp 66-70) The assessment of needs, analysis of risks, and quantitative assessments of current trends are established on a sound basis of technical evidence. The country has benefitted from a		Thanks for the positive comments

² Each criterion is assessed in 3 colors: green = met the criteria; yellow = need for some additional work; red = did not meet the criteria yet.

Cameroon's Forest Investment Plan

<p>consistently high level of technical assistance and financial support from bilateral and international agencies. Cameroon has taken and continues to take a strong role in terms of engagement in the UNFCCC processes including involvement in the technical elements of the convention process (such as SUBSTA) and within the African Group and G-77+China caucuses. Planning interventions based on the well established Agro-Ecological Zone concept is technically sound and also reflects the cultural, socio-economic and lifestyle diversity of the country. The geographical areas chosen for targeted intervention are well justified on the basis of data and evidence and the analysis of “drivers” of forest and land degradation is based on credible data and established methodology that complies with Convention (e.g. IPCC) best practices. Plans for continuous improvement of technical capacity (e.g. capacity building at national and sub-national levels) and provisions for meeting the costs associated with that should be made more explicit.</p>	
--	--

<i>C. Demonstrates how it will initiate transformative impact</i>	Yellow	Response
<p>The intention to establish regional steering committees and operational structures – backed up by the national level Inter-ministerial REDD + Steering Committee and the REDD+ Technical Secretariat provides an adequate balance of central and decentralized management for project planning and implementation. Establishment of a quasi-independent National Observatory on Climate Change (ONACC), as an operational structure whose mission is to monitor and assess socio-economic and environmental impacts; propose preventive, mitigating and/or adaptation measures to damaging effects and risks related to these changes is a positive step to provide a degree of quality assurance. ONACC’s responsibility for monitoring and tracking of the emissions reduction and carbon sequestration emanating from various projects implemented under this framework will be important to measure progress. It should be given adequate resources to perform these functions and to build technical capacity as needed. Similar provisions for ongoing capacity building should be made for</p>		<ul style="list-style-type: none"> - The setting up of the REDD+ decentralized coordination structures (the Regional coordination unit and the REDD+ local operational units) and strengthening their respective capacities (human resources and infrastructure) are priority activities within the FCPF additional grant of \$US 5 million. The approach would be to set up these decentralized structures within the localities that would host the various REDD+ programmes and projects. -As regards ONACC, following the approval by the Government of its Orgnaigramme, the Government is gradually putting in place the necessary human and financial resources geared towards its full operationalization. - A quantification and tracking of drivers of deforestation and forest degradation has been established at the national level. During the implementation of the Investment Plan programmes, the national analytical framework would be adapted to identify the

Cameroon's Forest Investment Plan

<p>the Local REDD+ Operational Units to get the necessary training and resources to measure overall results and performance of the multi-ministerial implementation and act as an “early warning” system for problems or sub-standard performance. The program design would benefit from the early-on establishment of a quantitative analytical framework to identify what needs to be measured (and reported) to identify local drivers of deforestation and forest degradation and to measure changes in the level of their intensity and impact. Annex 2 Tables 14 and 15 (pp 122-125) identifies the range of drivers to be addressed.</p> <p>“Success” as defined in terms of sustainable prevention of increases in overall GHG emissions from forests, pasture and cropland will depend on: (1) accurate identification of the key “drivers” of forest loss and degradation and of the policies and measures needed to reduce their intensity at an adequate level to achieve the desired results; (2) identifying and implementing key legal and regulatory reforms including adequate enforcement (and monitoring of results); (3) the identification and delivery of adequate incentives for industry and local populations to adopt and sustain practices to reduce emissions from LULUCF; and (4) the flexibility to change interventions or adjust the intensity of interventions as situations evolve.</p>	<p>local drivers of deforestation and forest degradations.</p>
---	--

<i>D. Prioritization of investments, lessons learned, M&E, links to the results framework</i>	RED	RESPONSE
<p>Table 11 pp 72-75 provides a general breakdown of proposed fund allocation and Table 12 p75 identifies lead agencies for each of the three programs. There is little prioritization of funds and in the absence of an implementation schedule it is not possible to see the timing or “flow” of proposed expenditures. It is also not clear how the expenditures indicated align with the results framework presented in Table 9.</p> <p>It is not possible (or very difficult) to align the expenditures indicated in table 11 (and Table 12) with the Results indicated in Table 9 (pp 75-77)</p>		<p>- Our understanding is that the budget scheduling would be elaborated during the feasibility studies for the implementation phase. This has been included in the elaboration of the Emission Reduction Programme (IP1) with the use of World Bank Carbon Fund (document shall be available by the end of this year). For investment Programmes 2 and 3, CFI funds shall be used to elaborate the feasibility studies and budget scheduling shall also be included.</p>

Cameroon's Forest Investment Plan

<p>Note: Table 9 is out of sequence with the numbering system.</p> <p>The indicators in Table 9 are clear and useful but while some data sources are clear (cf. A1,A2) most of the “data sources” simply indicate the ministry or agency responsible for data collection. It would be more useful if the <u>methods</u> of data collection and for some elements the <u>frequency</u> of data collection were indicated for the anticipated Results.</p>	<p>- Furthermore, the methods of data collection and frequency shall be précised in the feasibility studies cited above.</p> <p>- Tables 9 and 10 in previous document, now Tables 15 and 16 in the revised document have been restructured and the budgeting has been reviewed accordingly.</p>
---	--

<i>E. Stakeholder consultation and stakeholder engagement</i>	RED	Response
<p>Annex 4 pp 135-174 provides lists of attendees for a series of workshops, some national and some regional level that extend over a period from September 2015 to July 2017. Most workshops took place in 2017. There is no information provided on the agendas, summary of contents, results or input received from the workshop/consultations. To meet this criterion workshop and consultation documentation should include: (1) purpose and agenda of the workshop; (2) affiliations or status of participants (e.g. civil society, elected official, government agency staff); (3) a summary of “results”, decisions taken by the group (if any) and major input or feedback received from participants (identified by affiliation or status); (4) status and/or qualifications of the workshop leader(s). It would also be appropriate to provide a general consultation/ stakeholder engagement plan for the project that identifies, over the duration of the project, how feedback will be solicited with intention to keep records for review by Steering committees, donor missions or external reviewers.</p>	<p>There is a national consultation plan for the entire REDD+ process which is under implementation. Prior to the implementation of the specific programmes, separate consultations plans, as for the case of the ER-Programme shall be elaborated and implemented.</p> <p>-The agenda, summary of contents, results of the Investment plan consultation workshops are available in French. Reports can be made available on request.</p> <p>-A summary of the purpose and agenda of workshop and list of participants have been revised and integrated directly in the document (see stakeholder consultation and engagement in section 1.4.1) and annex 4.</p>	

<i>F. Social and environmental issues, including gender</i>	YELLOW	RESPONSE
<p>Throughout the document the importance of engagement with appropriate sectoral ministries, local populations, elected officials, private sector, etc. and the intention to make provisions for engagement with women and “indigenous people” or ethnic minorities is acknowledged. More detailed elaboration of how this outreach will be done and indication of</p>		<p>- There exist a REDD+ gender working group, run under the auspices of IUCN. This gender group actively participated to enrich the IP in gender related issues;</p> <p>-There is an ongoing process to create a national platform for the indigenous people;</p>

Cameroon's Forest Investment Plan

<p>how records will be kept and maintained of the input received and subsequent actions taken from such structured or unstructured consultations is needed. Specific issues addressed or discussed and resolution of conflicts should be recorded. An effort should be made to anticipate issues of particular concern related to the groups noted above and information provided to promote substantive dialog and provide relevant information to these groups about issues of concern to them. In the design of program activities it should be noted what special considerations will be made to accommodate the interests of these groups.</p>	<p>- A working group on access to information exist and is supported by FODER;</p> <p>-In terms of sector ministries, there exist an inter-ministerial working group that meets regularly;</p> <p>-Recently a SESA working group has also been created to oversee the elaboration of the SESA and ESMF;</p> <p>-The Feedback and grievance mechanism which is being elaborated (financed by REDD+ readiness grant) will define how records that would be kept and maintained and define how subsequent actions would be taken.</p>
---	--

<p><i>G. New investments or funding additional to on-going/planned MDB investments</i></p>	<p>YELLOW</p>	<p>Response</p>																																	
<p>The document provides some information on previously approved grants or credits (cf. FCPF R-PP, bilateral technical assistance or grants from GIZ, AFD, IUCN; World Bank and AfDB loans and credits relevant to the program objectives; other credits – cf. KfW); applications anticipated or being made to other finance sources (cf. Green Climate Fund) and Cameroon government funded programs that are relevant to the program objectives. It is recommended that these be compiled, perhaps in a Table and with accompanying text that indicates: (1) when the funding became available (or is anticipated to become effective); (2) duration and dates of effectiveness; (3) relationship to objectives and activities of the FIP; (4) disbursement history as appropriate.</p>	<table border="1" style="width: 100%; border-collapse: collapse;"> <thead> <tr> <th style="text-align: left;">Funding source</th> <th style="text-align: left;">Amount in \$US</th> <th style="text-align: left;">Time frame</th> </tr> </thead> <tbody> <tr> <td>FCPF REDD+ Readiness funds</td> <td>3.600.000</td> <td>2013-2019</td> </tr> <tr> <td>FCPF additional grant</td> <td>5.000.000</td> <td>2018----</td> </tr> <tr> <td>CAFI preparatory grant for feasibility studies of IP programme 2 and 3</td> <td>1.000.000</td> <td>2017-2018</td> </tr> <tr> <td>FIP Investment plan preparatory grant</td> <td>250.000</td> <td>2016-2018</td> </tr> <tr> <td>KfW for support in staffing the REDD+ technical Secretariat</td> <td>4.000.000</td> <td>2016-2018</td> </tr> <tr> <td>AFD/CD2 for REDD+ pilot projects in councils forest</td> <td>3.000.000 Euros</td> <td>2015-2020</td> </tr> <tr> <td>US Forest Services for capacity building in MRV</td> <td>350.000</td> <td>2015-2017</td> </tr> <tr> <td>Carbon Fund/WB</td> <td>650.000</td> <td>2017-2018</td> </tr> <tr> <td>GCF</td> <td>300.000</td> <td>2017----</td> </tr> <tr> <td>GCF</td> <td>3.000.000</td> <td>NAP preparatory</td> </tr> </tbody> </table>		Funding source	Amount in \$US	Time frame	FCPF REDD+ Readiness funds	3.600.000	2013-2019	FCPF additional grant	5.000.000	2018----	CAFI preparatory grant for feasibility studies of IP programme 2 and 3	1.000.000	2017-2018	FIP Investment plan preparatory grant	250.000	2016-2018	KfW for support in staffing the REDD+ technical Secretariat	4.000.000	2016-2018	AFD/CD2 for REDD+ pilot projects in councils forest	3.000.000 Euros	2015-2020	US Forest Services for capacity building in MRV	350.000	2015-2017	Carbon Fund/WB	650.000	2017-2018	GCF	300.000	2017----	GCF	3.000.000	NAP preparatory
Funding source	Amount in \$US	Time frame																																	
FCPF REDD+ Readiness funds	3.600.000	2013-2019																																	
FCPF additional grant	5.000.000	2018----																																	
CAFI preparatory grant for feasibility studies of IP programme 2 and 3	1.000.000	2017-2018																																	
FIP Investment plan preparatory grant	250.000	2016-2018																																	
KfW for support in staffing the REDD+ technical Secretariat	4.000.000	2016-2018																																	
AFD/CD2 for REDD+ pilot projects in councils forest	3.000.000 Euros	2015-2020																																	
US Forest Services for capacity building in MRV	350.000	2015-2017																																	
Carbon Fund/WB	650.000	2017-2018																																	
GCF	300.000	2017----																																	
GCF	3.000.000	NAP preparatory																																	

Cameroon's Forest Investment Plan

			grant in preparation
	FODER, GIZ, IUCN, WWF, TI etc	Technical support for REDD+ readiness	On going

<i>H. Institutional arrangements and coordination</i>	GREEN	RESPONSE
As noted above in Part O, the document describes clearly the lead institution for this program, the other major implementing ministries and agencies, the structure of management at national, regional and local levels and provisions for “internal” (MINEPDED = REDD+ Technical Secretariat) and independent monitoring (ONACC). At the national level the Multi-ministerial Steering Committee and the REDD+ Technical Secretariat and at regional level the Coordination committees with representation of ministries of forestry and wildlife and MINEPDED Operational Program offices will manage operations and inter-ministerial coordination at the local scale.		Thanks for the positive comments

<i>I. Poverty reduction</i>	YELLOW	Response
Tables 6,7,8 (pp.57-59) provide a summary (list) of expected co-benefits for each of the three program regions arranged by the three components of each program. While a number of the anticipated outcomes listed may likely contribute <i>indirectly</i> to poverty alleviation (e.g. agricultural and animal breeding revenue, technology transfer and capacity building and <i>directly</i> via employment in forest industries, commercial agriculture, infrastructure, non-timber forest product harvesting and marketing. Elsewhere in the document the formalization of land tenure and improved access and use of resources in communal and community forests (and related technical assistance) are noted and the		<p>-In the scope of the elaboration of the national REDD+ strategy, non-carbon benefits have been prioritized;</p> <p>-The criteria and indicators that shall serve in monitoring and documenting non-carbon benefits is currently being elaborated with the help of funds from KfW (Basket fund);</p> <p>-The outcome of the afore mentioned, would facilitate the outline of the implementation schedule (setting explicit goals, intermediate milestones, and quantitative bench marks) for non carbon benefits to be generated by the respective programmes.</p>

Cameroon's Forest Investment Plan

<p>principal goals of these activities are to increase local access to resources with the intention of improving local livelihoods through sustainable practices that are low in emissions (green growth).</p> <p>As with other elements of this proposal, this “theme” would benefit from a schedule outlining implementation over the course of the project with explicit goals, intermediate milestones, quantitative benchmarks and an explicit plan for measuring, monitoring and documenting progress on poverty reduction that includes analysis by subgroups (indigenous people, ethnic minorities, women, elderly, etc.).</p>	
--	--

<i>J. Cost effectiveness of proposed investments</i>	RED	Response
<p>The proposal in its present form lacks any economic analysis of anticipated costs and benefits. Given that the GoC has applied (via an ER-PIN) to participate in the FCPF/ Carbon fund program to monetize emission reductions from LULUCF (and forests in particular), at a minimum there should be an analysis of the expected quantitative results of reducing or limiting emissions from deforestation and forest degradation including a plan for benefit sharing with program participants whose actions contribute to the results,</p> <p>As noted in other sections above, appropriate cost-benefit or other equivalent analyses should be done and would benefit from a calendar of program activities over the project life cycle and identification of intermediate and ultimate goals and anticipated outputs – quantified when possible.</p>		<p>An economic analysis of anticipated costs and revenue from the sales of emission reduction credits was carried out during the elaboration of the ER-PIN (IP Programme 1) and presented in the form of a calendar of programme activities. This analysis is currently being reviewed in the ERPD. Based on the conservative estimates in the ER-PIN, 56,342,915.74 tCO₂ can be generated in the Programme within a 7.5-year period (this was based on the assumption that the Programme commences in 2018 and the Carbon fund ends in 2025). Discounting a 15% uncertainty buffer and further 20% for the non-permanence buffer (11,268,583tCO₂), a total of 38,313,182.4 tCO₂ would be available for sales. Of this total, the country intends to propose approximately 30% (11,493,954.7 tCO₂) to the Carbon Fund. The country plans to contact other carbon financiers and buyers during the elaboration of the ER-programme.</p> <p>Within the scope of the elaboration of the REDD+ national strategy, reflections and consultations are presently ongoing to propose options for a benefit sharing mechanism. The consultations are being carried out in all the five agro-ecological zones to ensure that regional specificities are taking into</p>

Cameroon's Forest Investment Plan

	consideration in drafting the framework of the benefit sharing mechanism. The investment programmes will align to the options of the national REDD+ benefit sharing mechanism.
--	--

Part II: Compliance with the investment criteria of FIP

Comment on whether the investment plan complies with the criteria specific for FIP (see TORs).

- (1) Complies with the principles, objectives and criteria of the FIP as specified in the design documents and programming modalities.

FIP principles: <i>In addition to the Governance Framework of the Strategic Climate Fund (SCF), the principles (i) to (vi) apply.</i>		
<i>(i) National ownership and national strategies</i>	GREEN	Responses
As noted previously, Cameroon has been an active participant in the policy and political dialog within the UNFCCC and its subsidiary bodies (SUBSTA in particular) over the past decade. Coordinated by the MINEPDED and the REDD+ Coordination Unit the country has initiated a REDD+ Readiness Preparation program and is in the process of developing a National REDD+ Strategy. These processes have involved a degree of public outreach through communications, workshops and consultations, some of which are documented (partially – see comments in section E above). There appears to be considerable buy-in among the relevant sectoral ministries and activities relating to these policy initiatives have to some degree involved participation of civil society and international NGOs active in the country. A more detailed summary of public participation in programs that have “laid the groundwork” for this proposal over recent years would be beneficial.		Thanks for the positive comments
<i>(ii) Contribution to sustainable development</i>	YELLOW	Response
A number of the activities enumerated in Tables 6,7,8 (pp. 57-59) and noted elsewhere throughout the document and supporting materials (Annexes) indicate clear intentions to contribute to sustainable development through improvements in agriculture, animal husbandry, forest management, wood fuel supply and overall improvement in land and water		- This aspect shall be clearly outlined during the feasibility studies for various programmes as has been started in the Programme 1 -the ER-Programme

Cameroon's Forest Investment Plan

<p>management and land tenure rights. Also to contribute to improvement in rural livelihoods and poverty reduction (see section I above). The specific interventions intended have yet to be enumerated and described within a temporal framework for project implementation.</p>		
<p><i>(iii) Promotion of measurable out-comes and results-based support</i></p>	<p>YELLOW</p>	<p>Response</p>
<p>As noted elsewhere in this review the Plan would be substantially improved by the identification of specific, quantified and time-bound objectives and the description of specific outputs arranged in a logical and realistic timeline. To the extent possible the specific objectives, outputs and objectives of the FIP and their relationship with expected results from related initiatives such as the GCF proposal, the actions intended under the ER-PIN and CAFI financing as well as linkage with the National REDD+ Strategy under development and the MDB projects noted in the text needs to be address more clearly and systematically. If such material exists for these other proposals (GCF, CAFI, ER-PIN) it would be most helpful to include a succinct summary of their intended outputs, outcomes and timeline for implementation in an annex to this proposal.</p>		<p>- This aspect shall be clearly outlined during the feasibility studies for various programmes as has been started in the Programme 1 -the ER-Programme</p>
<p><i>(iv) Coordination with other REDD efforts</i></p>	<p>GREEN</p>	<p>Response</p>
<p>There appears to be close coordination and an appropriate degree of continuity among the various activities related to REDD+ readiness that follows closely the three-stage process for REDD+ preparedness recognized by the international community. Though somewhat delayed initially and in the absence of a National REDD+ strategy Cameroon seems to be proceeding well on identifying and building consensus around the policies and measures it needs to reduce, or at least limit, its emissions from deforestation and forest degradation though a time-bound sequence of actions that are compatible with its aspirations for sustainable development.</p>		<p>Thanks for the positive comments</p>
<p><i>(v) Cooperation with other actors and processes</i></p>	<p>GREEN</p>	<p>Response</p>
<p>The document describes well Cameroon's membership and active engagement with other relevant international and regional conventions (UNCCD,</p>		<p>Thanks for the positive comments</p>

Cameroon's Forest Investment Plan

<p>UNDBD, Brazzaville Treaty) and its history of compliance with UNFCCC reporting procedures and submissions. It also provides information on relevant “collateral” programs financed by the MDBs and bilateral donors and financiers (c.f. AFD, KfW) and technical assistance entities (GIZ, IUCN). Cooperation and coordination with relevant collateral processes is well established.</p>	
<p><i>(vi) Early, integrated and consistent learning efforts</i></p>	<p style="text-align: center;">GREEN</p> <p style="text-align: center;">Response</p>
<p>Cameroon recognized early – more than 2 decades ago - the economic and ecological importance of its tropical forests and with the assistance of the Global Environment Facility, the French FFEM and collateral programs of technical and financial assistance from France (AFD) the United Kingdom (ODA and DFID) Germany (GIZ and KfW) the United States (USAID-CARPE) the Netherlands (SNV) and others has consistently moved forward with programs to conserve and safeguard its permanent forest estate and its biodiversity, cultural and environmental values. As the importance of tropical forests to global climactic stability has been recognized, Cameroon has taken a number of steps to engage with the UNFCCC and programs linked to that instrument and others (c.f .FLEGT and forest certification), to make progress in coming to terms with sustainable forest management .</p>	<p style="text-align: center;">Thanks for the positive comments</p>

<p>FIP Objectives:</p> <p><i>Providing up-front bridge financing for readiness reforms and public and private investments identified through national REDD readiness strategy building efforts, while taking into account opportunities to help to adapt to the impacts of climate change on forests and to contribute to multiple benefits such as biodiversity conservation, protection of the rights of indigenous peoples and local communities, poverty reduction and rural livelihoods enhancements.</i></p>	<p style="text-align: center;">Response</p>
<p><i>a) To initiate and facilitate steps towards transformational change in developing countries forest related policies and practices³</i></p>	<p style="text-align: center;">GREEN</p> <p style="text-align: center;">Thanks for the positive comments</p>

³ This should be done through

- (i) serving as a vehicle to finance investments and related capacity building necessary for the implementation of policies and measures that emerge from inclusive multi-stakeholder REDD planning processes at the national level;
- (ii) strengthening cross-sectoral ownership to scale up implementation of REDD strategies at the national and local levels;

Cameroon's Forest Investment Plan

<p>THE FIP proposal explicitly acknowledges the need to reconcile forest conservation and reduction in emissions from deforestation and forest degradation with sustainable economic development. The proposal demonstrates this linkage through its balanced emphasis on improvement in land and soil management, agriculture modernization and intensification as well as the need for meeting bio-energy (wood fuel) requirements through managed actions such as locally “owned” and managed plantations and recovery of waste. It also proposes interventions to ameliorate rural poverty and acknowledges the need to accommodate the interests of ethnic minorities (transhumants) and indigenous peoples.</p>	
<p><i>b) To pilot replicable models to generate understanding and learning of the links between the implementation of forest-related investments, policies and measures and long-term emission reductions and conservation, SFM and the enhancement of forest carbon stocks in developing countries</i></p>	<p>GREEN Thanks for the positive comments</p>
<p>Cameroon has chosen well to focus on three discrete regions that reflect areas of relatively intensive current or prospective near-future change (“hotspots”) to develop and implement actions to reduce emissions while building a more stable economic base capable of supporting an increasing population. It acknowledges the need for an increasing range of interventions – legal and regulatory reforms in how communal and community forests and commercial forest concessions are managed; needs for increased surveillance of logging activities and enforcement of laws and regulations; closer linkage of forest management with local community prosperity through an emphasis on added value processing and encouragement of small and medium enterprises that rely on sustainable sourcing of materials from natural forests.</p>	
<p><i>c) To facilitate the leveraging of additional financial resources for REDD, including through a possible UNFCCC forest mechanism, leading to an effective</i></p>	<p>GREEN Thanks for the positive comments</p>

- (iii) addressing key direct and underlying drivers of deforestation and forest degradation;
- (iv) supporting change of a nature and scope necessary to help significantly shift national forest and land use development paths;
- (v) linking the sustainable management of forests and low carbon development;

Cameroon's Forest Investment Plan

<i>and sustained reduction of deforestation and forest degradation, thereby enhancing the sustainable management of forests</i>		
Cameroon's initiatives with CAFI, the GEF and the Biocarbon Fund (ER-PIN) as well as its accessing funds from multilateral and bilateral facilities such as the FCPF, the KfW managed forest fund, the Green Climate Fund, programs linked to the UNCCD, and linkage with MDB lending operations demonstrate willingness and ability to think "holistically" and to use FPI funding to leverage other sources.		
<i>d) To provide valuable experience and feedback in the context of the UNFCCC deliberations on REDD</i>	GREEN	Thanks for the positive comments
Cameroon's active engagement in the UNFCCC and related processes and its demonstrated willingness to play a leadership role on a regional/subregional level with institutions such as the Congo Basin Forest Partnership and COMIFAC (Central African Forest Commission) demonstrate its willingness and capacity to share experience with its neighbors and other countries throughout the African region.		

<p>FIP Criteria (FIP design document, additions as per FIP Investment Criteria and financial modalities:</p> <p><i>Identify the theory of Change behind the proposed interventions (projects) identified and how they contribute to the overall programmatic approach. Consider how the IP can also effectively meet criteria set by other funding sources, especially the Green Climate Fund, FCPF and Biocarbon Fund.</i></p>		
<i>a. Climate change mitigation potential</i>	YELLOW	Response
Annex 3 Table 13 (pp136-134) Mitigation will be accomplished in forests by: (1) Illegal and unplanned logging activities, mostly in the non-permanent forest domain, sometimes associated with agricultural expansion (clearance of large-scale plantations). The Plan calls for establishing programs for community management of community forests (non-		In the scope of the elaboration of a concept for the national forest reference level, the quantitative potential of different drivers of deforestation and forest degradation have been analyzed, and the quantitative potential of deforestation compared to that of forest degradation both in the past and in the future. The results indicate that small-holder agriculture accounted for a substantial amount of the deforestation. In order to explain forest degradation, four drivers were considered, commercial wood exploitation,

Cameroon's Forest Investment Plan

permanent forest estate) that will include establishment of boundaries and community education on management principles, eventually, when a program is established for emissions reduction payments (as described in the ER-PIN), improved management may be compensated by cash payments or equivalent to communities commensurate with reduced degradation /deforestation. (2) - Illegal or unregulated artisanal logging; for commercial concessions nonexistent or inadequate forest management or failure to comply with such plans. The Plan will increase surveillance and monitoring of commercial operation and encourage reduced-impact logging (RIL) through education and training and increased monitoring and enforcement. (3) Fuel wood extraction from forest clearance/ agricultural fallows – particularly in peri-urban areas. The plan calls for working with communities using lands designated as communal or community forests to increase production of fuelwood and limit unregulated harvesting, especially in areas close to population centers. (4) Application of fiscal measures to disincentivize forest conversion (carbon tax) and exploration of possibility to provide positive incentive for forest conservation and sustainable harvest within communal and community forests.

The quantitative potential of these interventions has not been calculated or estimate. At the onset of the program an inventory of “classified” forests should be done to determine the extent and location of communal and community forest to for a baseline from which the result of project-financed improvements can be calculated.

artisanal timber exploitation, fuel wood extraction and cocoa farming.

Whilst deforestation accounted for most historic emissions, the trend is expected to change in the future with forest degradation accounting for more of the emissions.

Four scenarios were also tested to analyze their respective emission reduction potential

- Increase in yields of oil palm from 20% between 2015 to 2035
- Increase of in yields of maize by 100% between 2015 to 2035
- Increase in yields of cocoa by 35% in AEZ 4 and by 20% in AEZ 5 between 2025 to 2035
- Full implementation of reduced impact logging in all forest concessions

The ER potential of interventions for the ER-program area was analyzed in the ER-PIN. The table below summarizes the results.

Items	Value	Unit	% activity by
a) ER from May 30th 2018 to December 31st 2025 (7.5 years)	56,342,915.74	tCO2e	100%
Plantations for compensation	36,117.38	tCO2e	0%
Certification of forest concessions (FMU)	663,381.77	tCO2e	1%
Increase crop productivity by hectare	55,643,416.60	tCO2e	99%
b) ER from May 30th 2018 to May 30th 2028 (10 years)	78,739,690.88	tCO2e	% activity by
Plantations for compensation	89,752.80	tCO2e	0%
Certification of forest concessions (FMU)	884,509.02	tCO2e	1%
Increase crop productivity by hectare	77,765,429.05	tCO2e	99%

Cameroon's Forest Investment Plan

<p><i>b. Consistency with FIP objectives and principles</i></p>	<p>GREEN</p>	<p>Response</p>
<p>The Plan seeks to achieve measurable decrease or limit the increase of emissions from forests in particular and LULUCF overall and contribute to sustainable development through improvements in forest management, reduction of elimination of current threats from uncontrolled or poorly managed forest exploitation and to address drivers such as a growing need for fuelwood through fuel substitution, plantations, on-farm planting, regeneration of forest in fallows and where feasible, such as in urban areas to encourage fuel substitution.</p> <p>The decentralized component of the management structure is designed to increase local input into project design and implementation. Community engagement and outreach to ethnic minority and indigenous groups and inclusion of women in participatory planning and implementation is intended to build ownership of the project by the constituents in the three areas where the pilot programs will be developed.</p> <p>The program is designed to build capacity at national and local level for planning, management and implementation and to foster cross-sectoral coordination and cooperation and to coordinate with related investment programs to leverage additional funding.</p> <p>The Plan seeks to improve agricultural productivity on existing agricultural lands and pasture and, where possible to use currently fallow lands to produce wood fuel.</p> <p>The investments in agricultural improvement, pasture and woodland rehabilitation and in SME's for harvest and added value processing are intended</p>		<p>Thanks for the positive comments</p>

Cameroon's Forest Investment Plan

to increase local incomes.		
<i>c. Drivers of deforestation and forest degradation</i>	YELLOW	Response
<p>The document reports that smallholder agriculture accounts for more than 50% of deforestation countrywide and this is relatively consistent across all of the Agro Ecological Zones (p.24). Degradation is caused by selective logging and extensive livestock raising (p.25) but no quantitative data are given., Although historical rates of deforestation are low, according to the BAU analysis these are projected to increase over the interval to 2035 due to the expansion of agricultural lands and agro-industries development policies, extension of infrastructure and population increase and movement, extraction of mines, access to regional and world markets. There is no available data on biomass loss or changes in sequestration levels due to degradation – although emerging remote sensing-based methodologies are increasing the possibility to do so and should be actively explored by the REDD+ Technical Secretariat. Land use planning demarcation, land tenuring and increased monitoring and enforcement could all have positive effects on reducing rates and volume of losses due to degradation. If Cameroon expects to earn compensation for emissions reductions from work implemented under this project then the establishment of a reliable system for monitoring and measurement needs to be done early in the program cycle.</p>		<p>Thus far, the approach to analyze forest degradation has been based on proxies. Four drivers of forest degradation have been considered (commercial exploitation of timber, artisanal exploitation of timber, fuel wood extraction and cocoa farming). AD was obtained from statistics from the relevant ministries and EF obtained from different research activities.</p> <p>With support from UMD, REDD+ TS has carried out a wall-to-wall analysis of forest loss in the entire country. The next step is to differentiate the loss in deforestation from forest degradation. REDD+ TS is also analyzing the NFI data of 2003-04 to obtain EF estimates for different forest types and land use practices. These datasets will enable Tier 2 reporting.</p> <p>The capacities of the main institutions identified in the MRV institutional arrangements are gradually being strengthened. The implementation of the investment programme shall benefit from the established institutions mandated to carry out emissions reductions monitoring.</p>
<i>d. Inclusive processes and participation of all important stakeholders, including indigenous peoples and local communities.</i>	GREEN	RESPONSE
Decentralized management and coordination located within the three		Thanks for the positive comments

Cameroon's Forest Investment Plan

<p>project areas should increase the level of local community participation in planning and execution of project components. In particular, land use planning and the allocation of community and communal forest land for locally approve uses, if done properly, should increase the level of local ownership of the plans and results. As noted in Section E above, the program would benefit from having a plan for ongoing cyclical consultation and a formal process for consultation and “rules” for participatory planning and records kept of the results. The role of ONACC in monitoring the process of social engagement will be important. Cooperation among the collaborating ministries in implementation will also be a critical ingredient of successful implementation.</p>	
<p><i>e. Demonstrating impact (potential and scale)</i></p>	<p>RED Response</p>
<p>“You can’t manage what you can’t measure” is a common mantra in business management philosophy. For this reason the FIP proposal needs to have at a minimum, a plan and an adequate budget for monitoring and evaluation and a schedule for implementation with provision for both internal monitoring on a regular basis and external review at appropriate interval. An early goal of the project should be to establish measurable baselines with regard to the key parameters of forest loss and degradation, agricultural productivity in the target zones appropriate socio-economic measures of household income and household economic status and a means to track results (impacts) of legal and regulatory reform and law enforcement on deforestation and degradation. At a minimum a framework for monitoring and evaluation should be included as an annex along with a budget</p>	<p>Monitoring and Evaluation (M & E) will be an integral part of the implementation process of Investment Plan (IP), and shall concern all the three programs of the IP. The cost of M & E has been integrated in the budgeting of the three programmes in the IP document.</p> <p>The Terms of Reference of the M & E have been included as annex 4 of the IP.</p>

Cameroon's Forest Investment Plan

and TORS for the unit that would be charged with this function.		
<i>f. Forest-related governance</i>	GREEN	RESPONSE
<p>The document (p.42) indicates the Government's intention to:</p> <ul style="list-style-type: none"> • Reform sector-based policies and laws indispensable to the efficient implementation of REDD+ in Cameroon, stabilize and ensure continuity and refine the present governance architecture of the country, in order to devote the acquired skills to the Ministries in charge of land management and management of natural resources. • Strengthen cross-sector coordination in land use and management of natural resources. • Strengthen the REDD+ steering committee so as to ensure the respect of public action consistency, of the vision and efficient coordination of the process. • Adopt a specific law regularizing access to information in order to eliminate ambiguity on subjects of public interest and bridge the gap presently observed in access to information on the allocation of land use title and resources, exploitation of natural resources and public information. • Harmonize and bring policies and laws on land use and management of natural resources in line with each other. 		<p>Thanks for the positive comments</p>

Cameroon's Forest Investment Plan

<ul style="list-style-type: none"> • Institutionalize conflict management related to allocations and use of land and natural resources, • Integrate REDD+ in policies and laws of the sectors involved. 	
<p><i>g. Safeguarding the integrity of natural forests</i></p>	<p>GREEN RESPONSE</p>

Cameroon's Forest Investment Plan

<p>Using a broad definition of “forest” The FIP document reports forest of various description cover 66% of the national territory. At present 33% of that (22% of national territory) is Primary Dense Humid Tropical Forest – the most carbon-rich and biodiverse type. Cameroon has established a substantial number of “protected areas” of various kinds (see below) and a legal framework that defines their use. While, as with many developing countries the monitoring and management suffers from lack of funding, the legal reforms, engagement with local communities and indigenous people, and increased funding for monitoring and enforcement described in this proposal, if effectively executed should contribute to greater security of biodiversity and other environmental values of these assets.</p> <p>Figure 5 (p.23) describes the classification of forests in Cameroon that includes a broad variety of usage categories.</p> <table border="0" data-bbox="236 1196 671 1599"> <tr> <td style="vertical-align: top;"> <ul style="list-style-type: none"> Wildlife protected areas National parks • Wildlife reserves • Hunting areas • State game farmss • Wildlife sanctuaries • Buffer zones • State zoological gardens </td> <td style="vertical-align: top;"> <ul style="list-style-type: none"> Forests reserves • Integrated ecological reserves • Production forests • Recreational forests • Teaching and Research on Forestry • Flora sanctuaries • Botanic gardens • Forest plantations </td> </tr> </table>	<ul style="list-style-type: none"> Wildlife protected areas National parks • Wildlife reserves • Hunting areas • State game farmss • Wildlife sanctuaries • Buffer zones • State zoological gardens 	<ul style="list-style-type: none"> Forests reserves • Integrated ecological reserves • Production forests • Recreational forests • Teaching and Research on Forestry • Flora sanctuaries • Botanic gardens • Forest plantations 	<p>Thanks for the positive comments</p>
<ul style="list-style-type: none"> Wildlife protected areas National parks • Wildlife reserves • Hunting areas • State game farmss • Wildlife sanctuaries • Buffer zones • State zoological gardens 	<ul style="list-style-type: none"> Forests reserves • Integrated ecological reserves • Production forests • Recreational forests • Teaching and Research on Forestry • Flora sanctuaries • Botanic gardens • Forest plantations 		
<p><i>h. Partnership with private sector</i></p>	<p>YELLOW</p>	<p>Response</p>	
<p>The document describes several ways that the private sector will be engaged in the implementation of the program: (1) increased monitoring and enforcement of laws and regulations for forest concessions, the intention to provide</p>	<p>The REDD+ TS has engaged discussions directly with some private sector companies and is also reaching out to many companies engaged in natural resource management and extraction through the GICAM platform. Discussions have been ongoing with CRELICAM for sustainable planting of commercial trees and other species relevant to local</p>		

Cameroon's Forest Investment Plan

<p>training and increased oversight of the implementation of management plans, incentives to enroll in certification schemes for logging operation and the deployment of reduced-impact-logging practices; (2) promotion of small and medium enterprises to generate employment and increased economic activity in forest-dependent communities; (3) introduction of “best practice” operational guidance for commercial agriculture to limit areal expansion of intensive agriculture operations for cash crops such as palm oil and promote higher productivity on existing and new developments. The impact of these measures will benefit from regular monitoring of their impact in terms of the emissions and impact of their operations (including infrastructure) on natural forest lands and the extent to which land use planning and regulatory enforcement are effective to minimize expansion that involves clearing of natural forests. As the work program for this project is developed (few details are provided in this document) more information on how these programs for engagement of the private sector will be implemented will be required.</p>	<p>communities within agricultural farms and on degraded land, as well as improved management of community forests within the ER programme area.</p> <p>Similarly, discussions are also ongoing with TELCAR Cocoa (CARGILL) to enhance and extend the sustainability programme in the entire ER-Programme area.</p> <p>Furthermore, discussions are ongoing with OLAM, with the objective of replicating the Smart Cocoa model of Ghana in Cameroon. Discussions are planned with NESTLE global to incorporate them in an eventual OLAM, GoC partnership.</p> <p>Finally, and in collaboration with GICAM, and information day regrouping companies in the natural resource sector will be organized. The objective will be to present the REDD+ process to the companies and highlight some examples of relevant environmental sustainability programmes.</p>
<p><i>i. Cost effectiveness, incl. economic and financial viability</i></p>	<p>YELLOW Response</p>
<p>Calculation of cost effectiveness, as noted previously in this review, is a complex exercise that is beyond the scope of this review. At a minimum it will require effective monitoring and tracking if changes in terrestrial biomass in forests, agriculture and pasturelands that can be attributed to program actions. This would include enforcement of management plans in logging concessions, introduction of RIL practices for timber harvest, environmental review and implementation of best practices to minimize impact of transportation and</p>	<p>- This aspect shall be clearly outlined during the feasibility studies for various programmes as has been started in the Programme 1 -the ER-Programme</p>

Cameroon's Forest Investment Plan

<p>mining infrastructure, and land use planning to minimize the collateral impacts of the expansion of areas committed to commercial or artisanal agriculture and animal husbandry. The calculation of cost effectiveness should include measurement of program results in terms of net increased carbon sequestration a net change in emissions within the three project zones and similar monitoring on a national level as is intended for the periodic reporting to the UNFCCC and the tracking of progress against the goals set by Nationally Determined Contributions (NDCs) for the LULUCF sector(s).</p>		
<p><i>j. Capacity building</i></p>	<p>YELLOW</p>	<p>Response</p>
<p>Various actions currently underway with funding from the FCPF for execution of the REDD+ Readiness Plan (RR-P) and several technical assistance programs described in the text that are financed by bilateral agencies are expected to increase overall national capacity for monitoring and measurement of carbon stock changes that can be attributed to program actions. THE FIP budget proposed in Table 11 (pp72-73 - which appears to include anticipated co-financing from CAFI, GCF and other sources) <i>implies</i> significant investment in capacity building related to: Promotion of community forestry and payments for environmental services (PES); Promotion of Low-impact logging in forest concessions and communal forests; Protection of permanent forests; Build institutional and technical capacities of stakeholders in the forest-based industry; Enhance the monitoring and assessment of forest and wildlife resources management; Monitoring of Environmental and Social Management Plans (ESMP); Build the capacities of stakeholders on data monitoring and collection for the MRV; Build capacities</p>	<p>Capacity building is a cross cutting activity . Consequently, most of the programmes' activities are subject to Capacity building as evidenced in the outlined activities such as --- Build the capacities of stakeholders on data monitoring and collection for the MRV; Capacity building for the local communities including women, the youth and other minority groups in ecotourism and local tourist guide, value chain--.</p> <p>Capacity building is undoubtedly necessary for most of the activities to ensure ownership and sustainability.</p> <p>Financial plan has been reviewed in table 15 of the IP document.</p>	

Cameroon's Forest Investment Plan

<p>on profit sharing and conflicts management; Build capacities for the participative monitoring of REDD+ impact on communities. Note: From the information provided it isn't possible to determine how financial resources will be apportioned between training and capacity building versus operational expenses for these activities. A more detailed work plan, schedule and budget breakdown is needed to assess whether adequate resources are programmed before building necessary capacities for carrying out these actions.</p>	
---	--

Additional criteria FIP Investment Criteria and financial modalities:			Response
<i>k. Implementation potential</i>	GREEN	<p>The lead agency (MINEPDED) through its REDD+ Coordination unit and Technical Secretariat, the engagement of an appropriate spectrum other sectoral ministries in oversight (Steering Committees) and operational implementation, the establishment of regional program steering committees and operational units, and the establishment of a quasi-independent review unit (ONACC) and the capacity building components of the project appear to demonstrate provisions are being made for adequate capacity for effective program implementation.</p>	Thanks for the positive comments
<i>l. Integrating sustainable development (co-benefits).</i>	GREEN	<p>The document indicates intentions to support a number of activities that will contribute to sustainable development including promotion of low-impact logging in forest</p>	Thanks for the positive comments

Cameroon's Forest Investment Plan

		<p>concessions and communal forests, support to development of small and medium enterprises; investment in improved agriculture and pasture management; encouragement or intensified production capacity in commercial agriculture operations. Success will depend on the adequacy of capacity building within the operational units and targeted at the local beneficiaries, effective community engagement in the planning of these activities, quality of outreach efforts and responsiveness to local priorities and interests, overall commitment of resources – both human and financial to these objectives, adequate and timely capacity building and periodic assessment of progress.</p>	
--	--	--	--

(2) Assessment towards the FIP results-framework

Results	Indicator	Comments	Score	
C1 Reduced pressure on forests	a) Change in hectares (ha) deforested in project/program area	The proposal does not indicate the expected results in terms of the number of hectares to be directly affected other than the overall goal of maintaining 30% of the national territory within the “permanent forest estate”. The proposal indicate that at present 66% of the national territory is classified as “forest” including a variety of forest types, wooded savannahs and shrub lands. The proposal states (p22) that the long-term goal (through 2035) is to maintain 30%	YELLOW	Currently about 20% of the Cameroonian territory is under permanent forest. there is no intention to declassify these forests, rather the Government intends to upgrade the permanent forest zones to about 30% by 2035.

Cameroon's Forest Investment Plan

		of the national territory within the “permanent forest estate”. No information is provided on the “status” of lands currently classified as “permanent forest estate” and it is stated that some may be in a state of “potential regeneration of natural forest”.		
	<i>b) Change in hectares (ha) of forests degraded in project/program area</i>	No quantitative information is provided on this status.	RED	<p>- See table 2, 3 and 4 as well as figures 9, 10 and 11 that illustrate the surface area in ha as well as its spatial representation in the various programme zones.</p> <p>- The estimates of deforested and degraded areas in the IP zones is between the range of 9.00.000 ha to 1.200.000 ha. Satellite images of greater precision are required to make a near-real-time estimates.</p> <p>-Also see pages 51 and 52 of the IP document for projected carbon mitigation potentials</p> <p>- This aspect shall be clearly outlined during the feasibility studies for various programmes as has been started in the Programme 1 -the</p>

Cameroon's Forest Investment Plan

			ER-Programme
<i>c) Percentage (%) of poor people in FIP project area with access to modern sources of energy</i>	No information provided.	RED	In Cameroon, even though the present rate of electricity coverage is 55 per cent, among those able to access energy 88 per cent live in urban areas. Only 17 per cent of those living in rural areas have electricity in their households (USAID, 2015). The Ministry of Water and Energy (MINEE) estimates access rate at 18%. This clear divide between the urban and rural areas is socially and ecologically alarming as a widening of this gap could be a very realistic future scenario.
<i>d) Non-forest sector investments identified and addresses as drivers of deforestation and forest degradation</i>	Investments are intended to (1) improved (sustainable) productivity of smallholder agriculture and animal husbandry; (d) advance conversion to non-forest energy sources in urban areas; (3) improved production efficiency of commercial agriculture. Further details on the level of investment and the strategies to achieve these benefits would be useful.	YELLOW	Yes indeed. Particular attention has been paid to sectors outside the forest including value chains in agricultural products; agro-sylvo-pastoral landscape restoration and the promotion of alternative energy sources. Cameroon has a strategy on: -Renewable energy and this need not be overemphasized. -Agricultural production strategy (PNIA) Programme national d'investissement agricole;

Cameroon's Forest Investment Plan

				<p>-Landscape restoration programmes such as the Operation Green Sahel build from the strategy to combat desertification (PAN LCD).</p> <p>The proposed Investment Plan shall build on and upscale these existing initiatives.</p>
<p><i>C2. Sustainable management of forest and forest landscapes to address drivers of deforestation and forest degradation</i></p>	<p><i>a) Preservation of natural forests integrated in land use planning process</i></p>	<p>Resources are to be provided to improve management of protected areas and surrounding “landscapes”, increase use of reduced impact logging within logging concessions; enhance local community “control” over communal and community forests; improve capacity for monitoring to enable “early warning” of threats; increase surveillance and enforcement to reduce illegal logging, develop alternative sources of wood fuel for domestic use.</p>	<p>GREEN</p>	<p>Thanks for the positive comments</p>
	<p><i>b) Evidence that laws and regulations in project/program areas are being implemented, monitored and enforced and that violations are detected, reported and prosecuted</i></p>	<p>No data are provided on the effectiveness of current actions against illegal logging. It is noted that some logging concessions lack adequate management plans and/or implementation of existing plans. Cameroon’s participation in FLEGT and signing of a VPA agreement indicates intentions to strengthen compliance with laws and</p>	<p>YELLOW</p>	<p>Cameroon joined the Voluntary Partnership Agreement (VPA) on Forest Law Enforcement, Governance and Trade (FEGT) in 2010. Since then great achievements have been recorded as all wood exported to the EU must be VPA-FLEGT compliant. Aspects of wood legality and traceability are not</p>

Cameroon's Forest Investment Plan

		<p>regulations.</p>		<p>negotiable for all wood exported to the EU.</p> <p>The creation of the SIGIF (Integrated Forest Information System Management) within MINFOF has gone a long way to manage data on forest exploitation in Cameroon and has strengthened compliance with the law.</p> <p>However, some loopholes are still noticeable as the number of forest exploitation companies following the FSC roles are declining in favour of the VPA FLEGT. The FSC seems to have stricter rules that these companies evade.</p> <p>Also, the advent of Asian companies that do not export timber to the EU must have encourages illegal logging and this is what the investment plan shall help to tackle though the promotion of sustainable forest management practices and planning in various forest types.</p>
<p>C3. A institutional and legal/regulatory framework that supports sustainable management of forests and protects the rights of local communities</p>	<p>a) Evidence that the legal framework (laws, regulations, guidelines) and implementation practices provide for non-discriminative land tenure rights and land use systems and protect the rights of indigenous peoples and local communities (women and men)</p>	<p>Existing legislation, decrees and regulations (see pp38-39) provide conditional access of local communities and forest dependent people to some classes of forests. The proposal indicates Cameroon's intentions to update regulations and land use planning practices that</p>	<p>YELLOW</p>	<p>Within the Programme 1 zone, That is the southern forested plateau, Indigenous communities such as the Baka Pygmies have succeeded to obtain community forest around the Ngoila Mintom area. They equally have community hunting</p>

Cameroon's Forest Investment Plan

<p>and indigenous peoples</p>	<p>would increase access and use to some classes of forest such as communal forests, increase local participation in land use planning, and update the system of land tenure allocation. Surprisingly, the program outlines for Program #2 (Northern woodlands – pp51-52) and Program 3 (Western highlands - pp53-55) provide for “Establishment of an advocacy for granting community land title, simplifying procedures enabling vulnerable households to acquire land titles and granting woman and indigenous peoples access to land” yet for Program #1 that includes much of the Primary Humid Tropical Forest and extensive areas classified within the “permanent forest estate” and is home to a number of forest dependent peoples (Baka, BA’aka and others) <u>“indigenous people” are not mentioned.</u></p>		<p>zones.</p> <p>However, the acquisition of land titles by these vulnerable Indigenous peoples is an issue that need adequate attention. For this reason, “Establishment of an advocacy for granting community land title, simplifying procedures enabling vulnerable households to acquire land titles and granting woman and indigenous peoples access to land” shall be considered as an integral part of Programme 1. It must have been an oversight. This aspect has also been included in programme 1 in page 67, table 7.</p> <p>Many other aspects of rights for the women and Indigenous peoples have been included in the IP document.</p> <p>These forest dependent communities that are particularly vulnerable shall be given the attention they deserve.</p>
<p>b) Evidence that a national land use plan exists and progress is made to secure the tenure and territorial rights to land and resources of forest-dependent stakeholders , including indigenous peoples and forest communities</p>	<p>P41. “Although the national land use planning for sustainable development (SNADDT) whose adoption shall trigger the implementation of the 2011 policy is not yet defined, it is undeniable that strategic choices operated shall have a bearing on forestry policies and incidentally, on modalities of sustainable</p>	<p>YELLOW</p>	<p>The National Land use Planning for Sustainable Development (Schema National d’Aménagement et le Développement Durable du Territoire-SNADDT) is in fact in its second phase of elaboration. The first phase has identified and zoned the entire territory according to resources and</p>

Cameroon's Forest Investment Plan

		<p>development. Note: The intention to complete such a plan should be explicitly acknowledged in this document.</p>		<p>development potentials. The second phase proceeded in the production of an indicative national land use plan. Currently, regional land use plans are being developed but the ultimate goal shall be the production of local councils land use plans.</p> <p>The current investment plan could become a bolster to the elaboration of local councils land use plans. This initiative is already encouraged by the by the National Participative Programme for Local Development (PNDP). The active participation and inclusion of Vulnerable communities such as women and indigenous peoples is easily taken care off when such planning is brought down to the lowest level within the communities.</p> <p>P. 58</p>
<p>C4. Empowered local communities and indigenous peoples and protection of their rights</p>	<p><i>a) Increase in area with clear recognized tenure of land and resources for indigenous peoples and local communities (women and men)</i></p>	<p>Although, as noted above there is the intention to “Establish... an advocacy for granting community land title, simplifying procedures enabling vulnerable households to acquire land titles and granting woman and indigenous peoples access to land”, noted in Programs 2 and 3, it needs to be made more clear that this is an intended outcome of the program on a national</p>	<p>YELLOW</p>	<p>Indigenous communities and women have been engaged in the land law reform process through assistance from NGOs like the International Land Coalition in collaboration with local IPs organizations like MBOSCUA. CED has also been active in advocating for IPs land rights. REFACOF for women and land rights. There are certainly</p>

Cameroon's Forest Investment Plan

		<p>level.</p> <p>It is noted that accession to the United Nations Declaration of the Rights of Indigenous Peoples (UNDRIP) is not included in Table 25: Conventions and Government's year of adherence (p38).</p>		<p>many existing initiatives that need to be bolstered by the Investment Plan. The Investment plan shall build on existing initiatives to ensure greater recognition of IPs and Women rights to land and land resources.</p>
	<p><i>b) Level and quality of community and indigenous peoples participation (women and men) in decision making and monitoring concerning land use planning, forest management, and projects and policies impacting community areas</i></p>	<p>The proposal acknowledges the intention to include women, indigenous people and ethnic minorities in the participatory process of land use planning and to benefit from land tenure allocation in two of the three Programs proposed it should be made clear that this is a national goal, not restricted only to some of the program areas. The plan for outreach and engagement with indigenous peoples and how their participation would be facilitated needs further elaboration.</p>	<p>RED</p>	<p>-United Nations Declaration of the Rights of Indigenous Peoples (UNDRIP) ratification by Cameroon;</p> <p>- Protocol to the African Charter on Human and Peoples' Rights on the Rights of Women in Africa</p> <p>Have been included in table 6.</p> <p>The inclusion and participation of women and indigenous communities in the activities of the IP have been ameliorated in almost all the programmes as indicated in added portions in light blue.</p> <p>The official recognition of Indigenous peoples organizations such as RACOPY, ASBAK, OKANI, MBOSCUDA, AIWO-CAN etc is a step forward and a booster wherein, the existing outreach and engagements of these people shall be enhanced.</p> <p>The participation of women and IPs just need to be up scaled to</p>

Cameroon's Forest Investment Plan

				<p>foster existing advocacy, access to land and greater participation in local development issues. These issues are already existing in the agenda of these communities, what they need is just a push to get engaged with the government in the land reform process.</p>
	<p><i>c) Improved access to effective justice/ recourse mechanisms</i></p>	<p>This is addressed, in part the statements noted above to “ <i>Establish...an advocacy for granting community land title, simplifying procedures enabling vulnerable households to acquire land titles and granting woman and indigenous peoples access to land</i>”, additional information on how this will be accomplished is warranted.</p>	<p>YELLOW</p>	<p>Clearly, the Ministry of Lands and State Property took the initiative to publish and make accessible simplified procedures to obtain land titles in the form of brochures. This initiative was in addition aimed to fight against corruption in the land title acquisition process. Today women can acquire land titles, IPs as well can acquire land titles especially when the local administration and land commission is fully sensitized.</p> <p>The investment plan has proposed capacity building activities that can enable IPs and Women acquire land rights. The new land law is expected to simplify procedures which shall in-turn be made available to IPs and Women through awareness campaigns</p>
<p>C5. Increased capacity to plan, manage and finance solutions to address direct and underlying drivers of deforestation and forest degradation .</p>		<p>The increased capacity for assessment of current conditions of Cameroon’s forest on a national scale and to monitor changes on a near-real-time basis</p>	<p>YELLOW</p>	<p>National Forest monitoring capacities are being developed with the support of UN-REDD trough FAO (MRV action plan) and its</p>

Cameroon's Forest Investment Plan

		<p>by the improvements in national capacity for monitoring that would be financed by this project should enable more precise identification of threats and hotspots. Also the elaboration – and implementation – of a national land use plan produced with meaningful adequate participation of the full spectrum of stakeholders would provide a robust basis for identifying priorities to address drivers. The capacity building elements of the project and the outreach and advocacy components should ensure “ownership” of the planning process and the results. Clarification of land tenure, increased enforcement of laws and regulations and the project interventions intended to improve agricultural productivity and improved management and operations of logging concessions and industrial agriculture ventures should create and effective framework and capacity to identify and address drivers of deforestation and degradation if linked to a system of positive incentives to encourage and reward performance.</p> <p><i>This goal should be made more clear and explicit in further revisions of the document.</i></p>		<p>implementation (US Forest services). The additional FCPF \$US 5 million is partly expected to finance the development of a robust forest monitoring system. A near-real-time and precise system of identification of threats and hotspots is not expected to be financed by the budget of the investment plan, but rather, it should make use of existing MRV and the national forest monitoring system put in place by the aforementioned sources of funding.</p> <p>What should be taken care of in this case by the IP budget should be data collection and analyses. An effective monitoring system shall be the bases for any reward on performance based payments/rewards.</p>
C6. New and additional resources for forest projects	Leverage factor of FIP funding; \$ financing from other sources (contributions broken down by governments, MDBs, other multilateral	While the document discusses and provides overall figures from some of the secured (FCPF) and anticipated (CAFI,GCF,	YELLOW	Cameroon is currently receiving direct financial support from FCPF estimated at 3.6 million USD and the

Cameroon's Forest Investment Plan

	<p>and bilateral partners, CSOs, private sector)</p>	<p>Biocarbon Fund) co-financing as well as some complementary finance from bilateral agencies (AFD, KfW) the specific activities to be financed, the status of commitments and the schedule for implementation require more detailed description and documentation. This should be included in the overall table of program finances and include an implementation schedule for activities anticipated over the period intended for implementation of the FIP. Detailed project documents for the indicated co-finance – or informative summaries should be included as annexes. From the limited information on co-financing provided it appears there is significant potential for leveraging the funds provided by the FIP program.</p>	<p>German Development Bank (KfW) through the Basket Fund of the Forest-Environment Sectorial Program (FESP) estimated at 2,8 million USD for climate change and REDD+.</p> <p>Some financial and technical partners provide financial and human resources for the realization of REDD+ readiness activities and the preparation of the Emission Reduction Project Idea Note (ERPIN). Worth mentioning are the International Union for the Conservation of Nature (IUCN), World Wildlife Fund for Nature (WWF) and German International Cooperation (GIZ). For the preparation of the South Plateau Emissions Reduction Programme Cameroon received the support of \$ 650,000 from the Carbon Fund.</p> <p>In the scope of the REDD+ Regional Project (PREREDD), the country is using part of its budget allocation to also fund readiness activities. US Forest Service (USFS) have been instrumental in driving forward the MRV development. Work plans are elaborated in collaboration with the Technical Secretariat and support provided in the form of technical</p>
--	--	--	---

Cameroon's Forest Investment Plan

			<p>and monetary assistance.</p> <p>Other technical partners simply identify and support activities in the R-PP and the TS annual work plan related to their competence. The TS uses the outcomes of these activities to develop the emerging national REDD+ strategy. Transparency International (TI) and Forest and Rural Development organization (FODER) have been addressing issues related to REDD+ governance. It's important to mention international projects implemented by foreign institutions in collaboration with national institutions and whose results have been crucial in informing the reference emission levels. These projects include EU FP7 REDDAF implemented by GAF, OSFT, OSFACO, by IGNF and REDD PAC by International Institute for Applied Systems Analysis (IIASA). Due to the varying nature of the funding and the fact that not all information related to financial support is provided to the TS, it is difficult to present a realistic picture of the contribution of the different partners.</p> <p>The French Development Agency</p>
--	--	--	--

Cameroon's Forest Investment Plan

				<p>(AFD) provided the support of 3 000 000 Euros for the implementation of REDD+ activities through National Participatory Development Program (PNDP) in municipal councils, the results are informing the REDD+ strategy. AFD is providing the required financial resources for the creation of two centers for monitoring forest cover as well as building human resource capacity.</p> <p>Cameroon received from the Climate Investment funds the amount of US \$ 250,000 to enable Cameroon to finalize the development of its Investment Plan with the support of the Multilateral Development Banks (MDBs).</p>
<p>C7. Integration of learning by development actors active in REDD+</p>	<p>Number (#) and type of knowledge assets (e.g., publications, studies, knowledge sharing platforms, learning briefs, communities of practice, etc.) created and shared</p>	<p>The proposal does not enumerate specific product outputs in terms of publications or studies. The intention to establish regional based coordination and operational units, a Technical Secretariat, an independent monitoring agency (ONACC) and advocacy capacity provides good potential to capture and communicate lessons learned. The proponents should budget funding for that purpose and engage with academic and NGO/civil society groups to participate in the production of these</p>	<p>YELLOW</p>	<p>Networking and advocacy, Research and publications are essential components of the Forest Investment Plan. Partnership with research institutions and Universities as well as working with an operational unit such as ONACC provides a sustainable base for regular research and publications in domains of climate change mitigation and adaptation (ONACC), agricultural production (IRAD), forestry and land use dynamics (Universities, NGOs,</p>

Cameroon's Forest Investment Plan

		materials.	<p>research institutes) etc.</p> <p>The REDD+ Technical secretariat (REDD+ national coordination); MINEPDED and MINEPAT spearhead advocacy, networking and sourcing for funding as this falls within their mandated. The various national focal points of UNFCCC, GCF, CAFI, FIP, IPCC, REDD+, etc. are found within these ministries. Lobbying and advocacy is also reinforced by regular collaboration with the civil society, national and international NGOs.</p>
--	--	------------	---

Part III: Conclusions and Recommendations

Overall assessment of the Investment Proposal

The Cameroon FIP proposal is based on a sound concept – that in developing countries programs for GHG emission reductions (and/or increased sequestration) from LULUCF must be designed to fit in with the broader socio-economic circumstances and the national agenda for economic growth and social equity. The proposal meets that criterion well in many respects and seeks to build on relevant sectoral policies and programs driven by economic and social objectives including poverty reduction, alignment with commodity markets and aspirations for growth in GDP. The focus of the pilot programs on three components – sustainable forest management including both commercial concessions and smallholders; sustainable agricultural systems, again both commercial and artisanal; and wood energy including fuel substitution in urban areas and various means (reforestation restoration and plantations) to involve local communities as potential income and revenue generating enterprises.

Positive elements of the proposal include (1) the intention to coordinate actions and funding with those available from other sources including the FCPF and Green Climate Fund as well as technical assistance and financing from bilaterals (AFD, KfW) and other multilateral mechanisms (CAFI, Biocarbon Fund); (2) recognition that to succeed there will be a need to make coordinated adjustments to legal and regulatory systems that conform to contemporary international standards of fairness and a level playing field with regard to access to the resources available under the program; (3) compliance with social and environmental safeguards and the use of modern tools (such as remote sensing derived imagery and analytical tools) to measure, monitor and verify performance; (4) The commitment to involve local communities including women, ethnic minorities and indigenous peoples in a participatory process in developing land use plans and in the process of

Cameroon's Forest Investment Plan

allocation of land tenure (5) a commitment to transparency with regard to quantifying and reporting results and lessons learned in the process of implementation; and finally, the Theory of Change (Annex 3, Table 16 p123) provides a clear and direct exposition of issues, causes, expected outputs and results (outcomes).

However, the document as assembled has a number of weaknesses that require improvement to comply fully with the CIF/FIP criteria for approval for funding. The principal shortcomings are:

1. The proposal lacks an implementation schedule indicating the timing of implementation of the planned activities and program components and showing the costs of the elements of the plan. Ideally this would be accompanied with a workplan indicating key milestones that would reflect progress toward core and subsidiary objectives. While Tables 11 and 12 and those developed for the three pilot programs show general categories of costs there is little detail on the specific activities being funded and their costs
2. The presentation does not clearly indicate what is to be funded directly by the FIP/CIF and what is to be funded through other currently approved or pending proposals. This is necessary at a minimum to permit the development of a disbursement schedule/profile for the project, to identify milestones that identify progress to trigger further disbursements, and to keep all donors informed about the status of project achievements or problems.
3. The country is currently preparing a national REDD+ Strategy with support under an R-PP from the FCPF and KfW. This is an important “foundation document” that would affect the prioritization of some actions proposed under this program. Cameroon should indicate an expected completion date for the Strategy, plans for validation and an expected date for its adoption. This should be taken into account in establishing conditions for effectiveness and disbursements.
4. The proposal does not discuss arrangements for developing a Monitoring and Evaluation (M&E) plan or clearly indicate funding needs have been identified for its elaboration or implementation.
5. I don't know if a Social and Environmental Assessment is required for this investment, but if so, that should be indicated and the results attached as an annex to the project document if available or if not effectiveness would presumably be linked to its successful completion.
6. Given the importance given to local participation in the revision of land use policies, establishing land tenure and providing assistance to farmers, animal breeders, and SMEs connected to forest product industries (including NTFPs) there should be greater elaboration of how that will be carried out and the results well documented for learning purposes.

Some recommendations that could enhance the quality of the investment plan

- 1) As noted above, both the National REDD+ Plan and a National Land Use Plan are important “foundational” tools on which many of the activities and objectives are based. Therefore

development of these tools early on in project implementation should be identified as a priority and reflected in the implementation schedule, budget and work plans.

- 2) The document would benefit from a “soft” cost/benefit analysis of the expected quantified reductions in emissions anticipated from the project interventions and the cost to achieve them on a per-unit basis in comparison with the price of carbon set by the market and/or the Biocarbon Fund if the associated with achieving them. This is obviously unknowable at present as it will depend on the carbon markets in the future but it would still be useful to have estimates of the quantity of potential carbon benefits expected from the three programs as a milestone or benchmark for evaluating their results.
- 3) A more complete description of the consultation processes during the preparation of the FIP proposal and the feedback generated from those events it as noted above in **Section E** should be provided to give a clearer exposition of local concerns in the three project areas, and local participant’s priorities and reactions to the overall concept – similar to the sort of summary that came from discussions reported in the Aide Memoire from the May, 2017 mission.

End GKC 9/23/2017

Bibliography

GoC, 2009 Document de Stratégie pour la croissance et l’emploi, 42p.

GoC, 2015, 2ième communication national sur les Changements Climatiques.

GoC, 2013-plan national d’investissement agricole du Cameroun 2014-2020 ; 70 P.

FCPF, 2015, Emission Reductions Program Idea Note Cameroon, 94 p.

MINEPDED, 2017, analyse approfondie des moteurs de déforestation et de dégradation, 252p,

MINEPAT- STUDI International – SNADDT, 2016, élaboration du schéma national d’aménagement et de développement durable du territoire du Cameroun, 400p.

De Wasseige, C. et al., 2010. Les forêts du bassin du Congo - Etat des Forêts 2010. Luxembourg : Office des publications de l’Union Européenne.

De Wasseige C., de Marcken P., Bayol N., Hiol Hiol F. et Mayaux Ph., Desclée B., Nasi R., Billand A., Defourny P. et Eba’a Atyi R. (2012). Les forêts du bassin du Congo - Etat des Forêts 2010. Office des publications de l’Union Européenne. Luxembourg. 276 p. ISBN : 978-92-79-22717-2 doi:10.2788/48830.

Eba'a Atyi, A. 2013. Étude de l'importance économique et sociale du secteur forestier et faunique au Cameroun. CIFOR, Bogor, Indonésie.

Eba'a Atyi, R., Ngouhouo Poufoun, J., Mvondo Awono, J.-P., Ngoungoure Manjeli, A., Sufo Kankeu, R., 2016. Economic and social importance of fuelwood in Cameroon. *Int. For. Rev.* 18, 14. doi:10.1505/146554816819683735.

Topa, G., Karsenty, A., Megevand, C. & Debroux, L., 2010. Forêts tropicales humides du Cameroun : une décennie de réformes. Washington, DC: Banque Mondiale.