



Clean Technology Fund – Semi-Annual Operational Report

January 27, 2022

Table of Contents

- **Strategic Issues**
- **Status of CTF**
 - *Portfolio Overview*
 - *Portfolio Updates*
 - *Disbursements*
 - *Cancellations*
- **Resource Availability**
- **Cross-cutting themes**
 - *Gender*
 - *E&L and Knowledge Management*
- **GESP Update**
- **ACT Implementation Update**

Strategic Issues

Status of Cancelled Resources

- USD 223 million available
- Not authorized to use for GESP, ACT, or SCF operations
- CTF Futures Window to be discussed

ACT Investment Program

- Implementation underway in with selection of countries (India, Indonesia, the Philippines, South Africa) and program launch at COP26

CTF Funding & Portfolio

(USD million, as of June 2021)



5,725 (in total resources, including cancellations)

3,744
IP
84 projects

313
DPSP
I & II
16 projects

1,166
DPSP III
54 projects

332
DPSP IV
3 projects

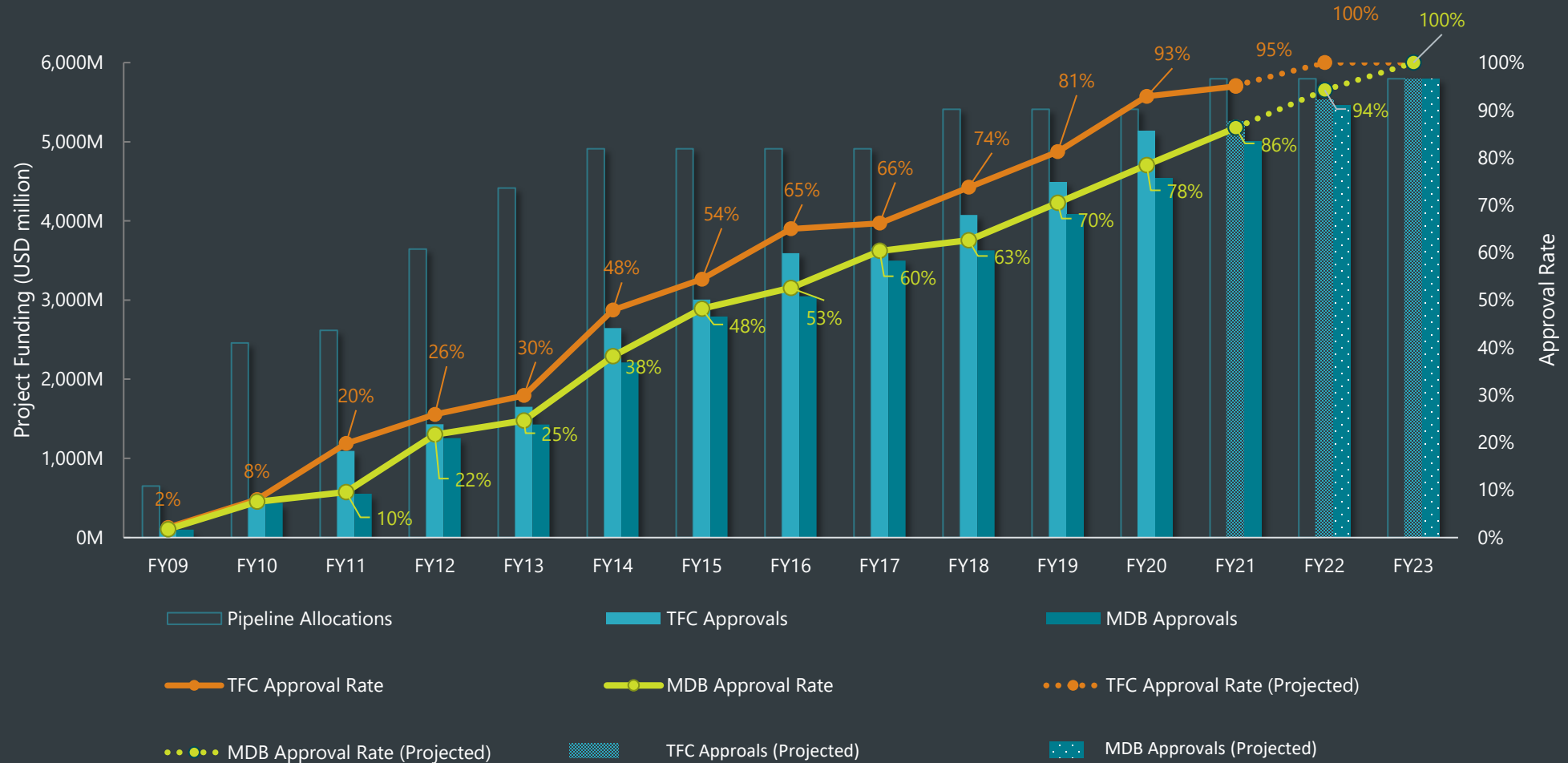
Disbursement
(Cumulative)

2,709
98 projects

5,287
Committee Approved
156 projects

4,898
MDB Approved
138 projects

Trends in CTF Project Approvals



TFC Approvals

Two projects were approved, worth USD **35.53** million in total funding

Country/ Program	Program title	MDB	CTF funding (USD million)
Honduras	GESP: Innovative Energy Solutions for Health Service Delivery in Honduras	IDB Group	0.53
Ukraine	GESP: Improving Power System Resilience for European Power Grid Integration	IBRD	35.00
Total			35.53

MDB Approvals

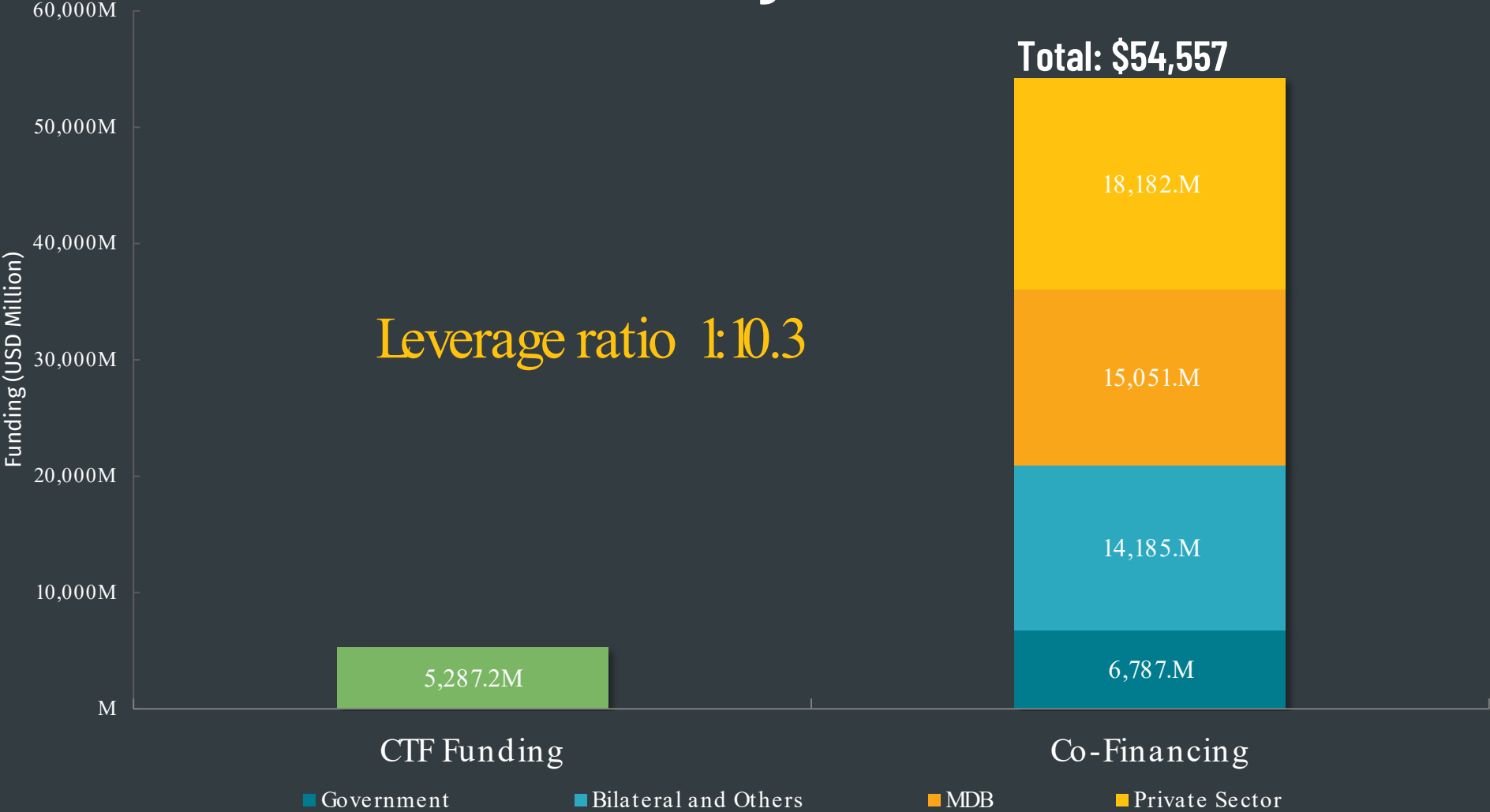
Seven projects were approved (three by IBRD, two by IDB Group, one by EBRD, and one by IFC)

USD **244.51** million in funding

Country/ Program	Program title	MDB	CTF funding (USD million)
Regional	DPSP III: Turkey and Ukraine Green Cities Programme	EBRD	36.35
Honduras	GESP: Innovative Energy Solutions for Health Service Delivery in Honduras	IDB Group	0.53
Peru	DPSP III: Financing Sustainable Electric Transport Solutions in Peru	IDB Group	10.00
Burkina Faso	DPSP III Renewable Energy and Access Project (REAP)	IBRD	93.00
Ukraine	DPSP III: Sustainable Urban Infrastructure	IFC	24.64
Tanzania, United Republic of	DPSP III: Zanzibar Energy Sector Transformation Project (ZEST)	IBRD	25.00
Ukraine	GESP: Improving Power System Resilience for European Power Grid Integration	IBRD	35.00
Total			244.51

CTF Co-financing

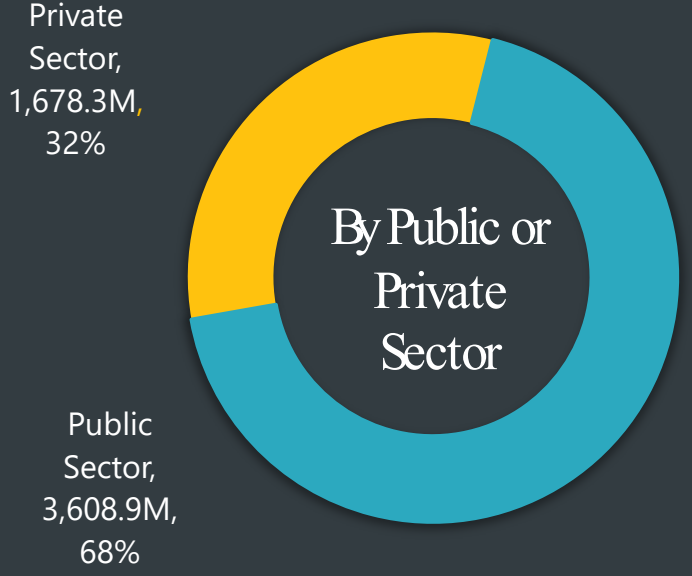
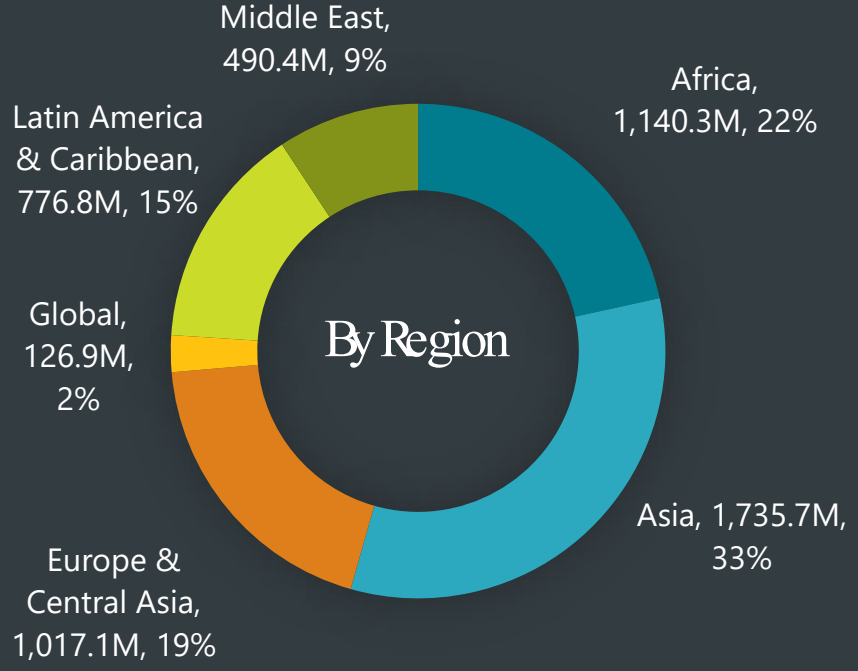
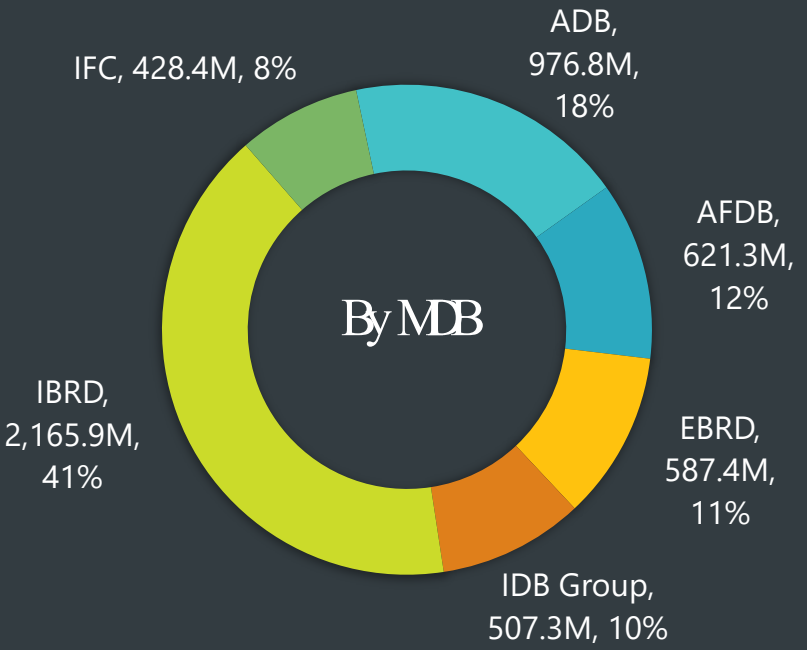
Funding (USD million)



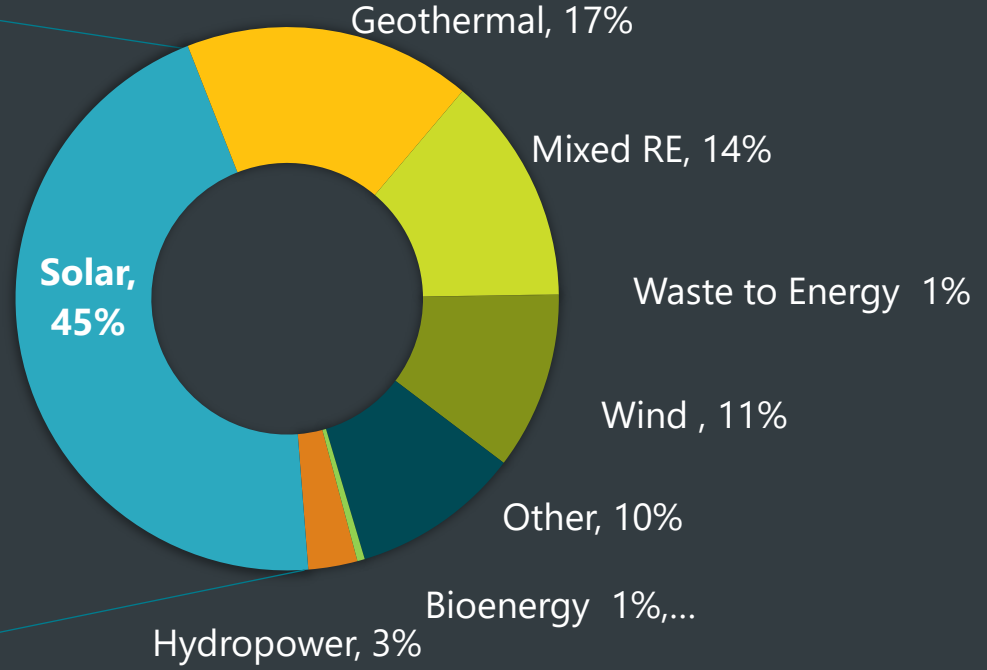
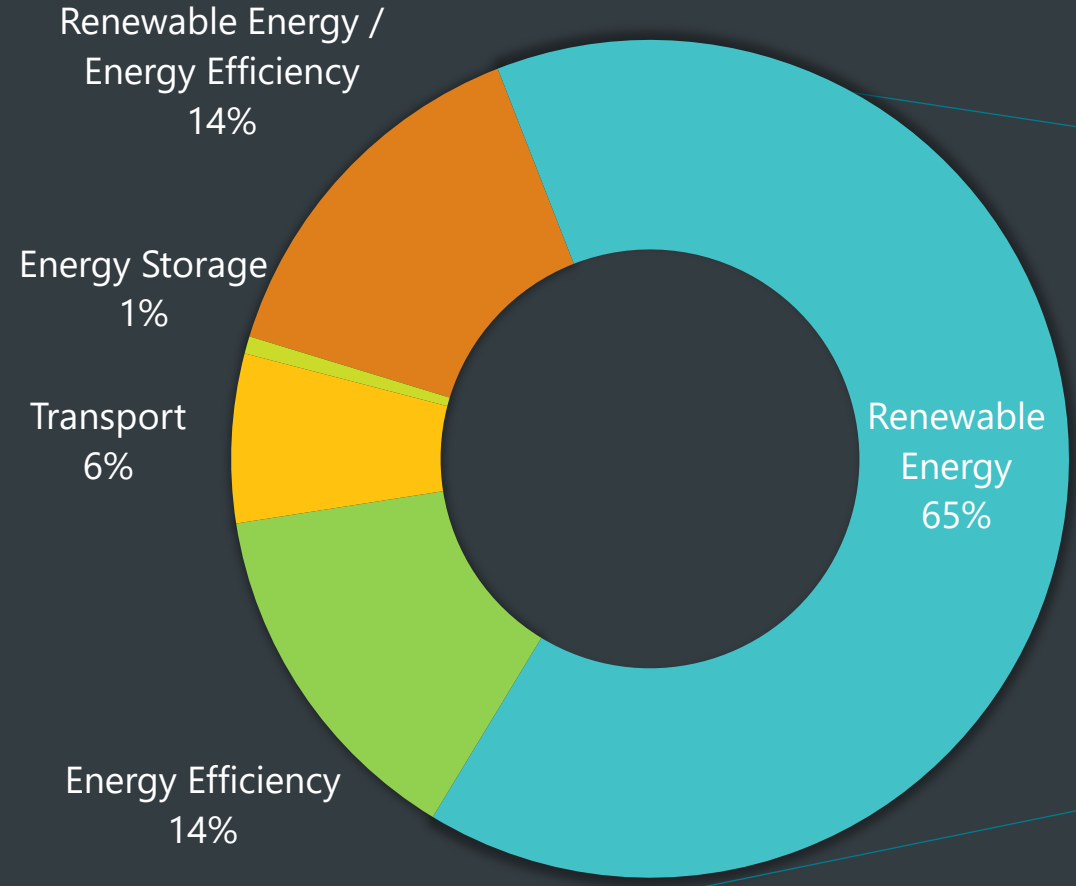
CTF Portfolio Distribution



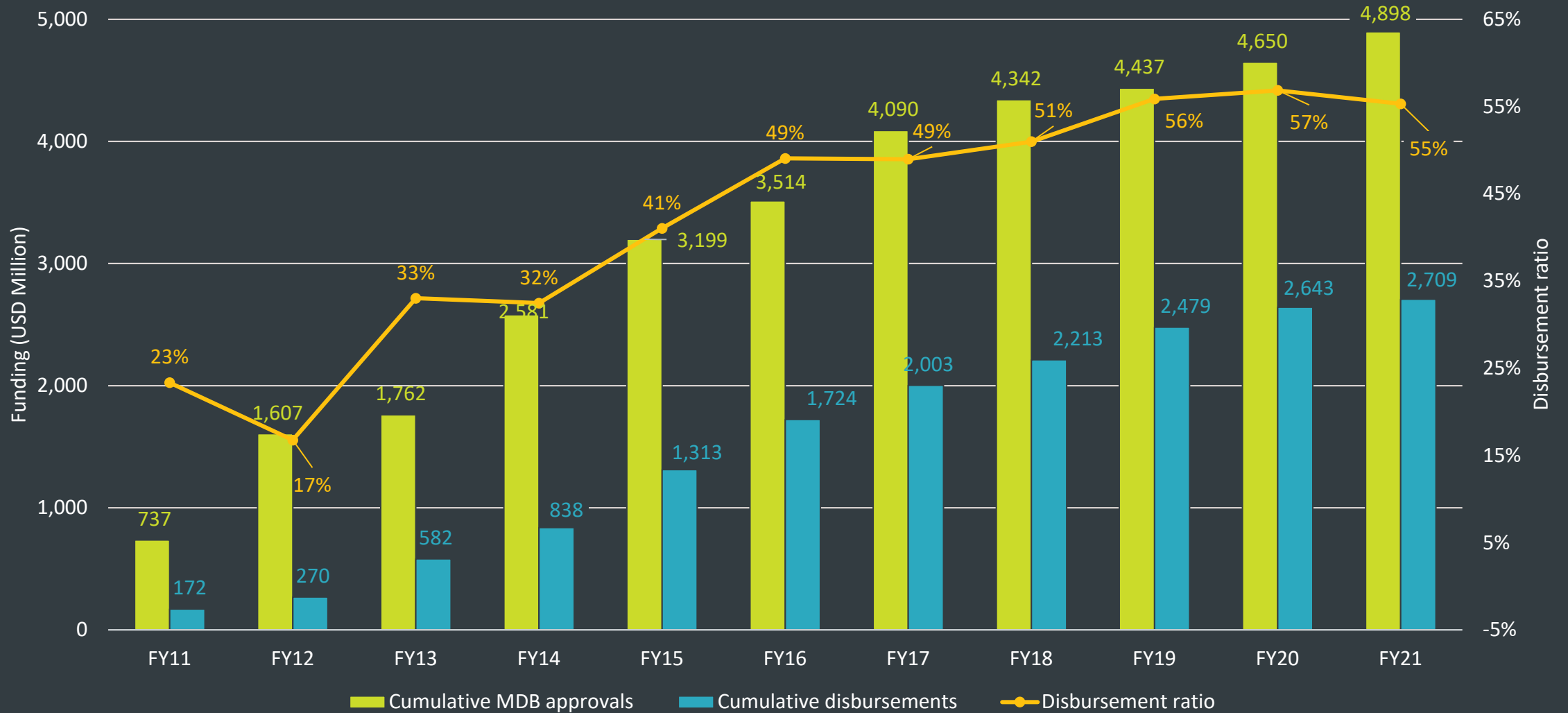
TFC Approved Funding



CTF Portfolio by Sector and Technology



Disbursement Levels and Trends



Project Cancellations

Eight programs and projects

USD **101.11** million in total cancellations/reallocations

Country	Program title	MDB	Cancelled amount (USD million)
Vietnam	Sustainable Urban Transport for Ho Chi Minh City	ADB	48.47
Kazakhstan	District Heating Modernisation Framework (DHMFF)	EBRD	6.40
Vietnam	M&E TA: Mainstreaming Climate Change Mitigation into National Infrastructure	ADB	0.25
Regional	Energy Efficiency and Self-Supply Renewable Energy Program (DPSP II)	IDB Group	0.50
Kazakhstan	Renewable Energy Finance Facility (KAZREFF)	EBRD	1.16
Mexico	MEXICO ENERGY EFFICIENCY PROGRAM, PART 1	IDB Group	0.04
Philippines	Renewable Energy Development (PHRED)	IBRD	44.00
Mexico	Support to FIRA for the Implementation of an Energy Efficiency Financing Strategy for the Food Processing Industry	IDB Group	0.30
TOTAL			101.11

Cross-cutting Themes - Gender

- Increased quality of the CTF IP and project portfolios compared to June 2014 baseline
- Gender quality improvements are particularly notable for CTF projects

Gender scorecard indicators for CTF projects through December

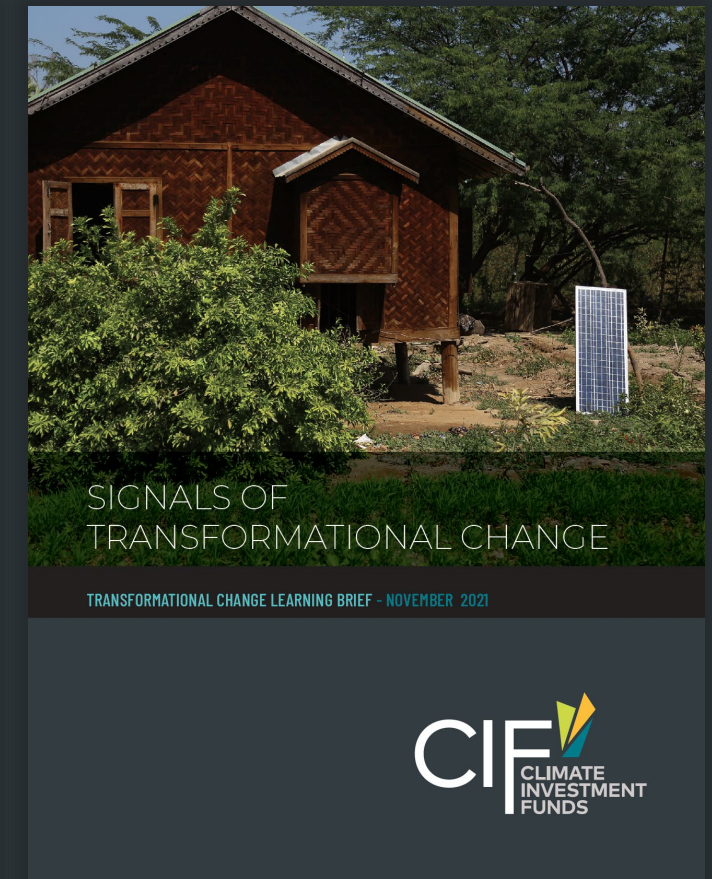
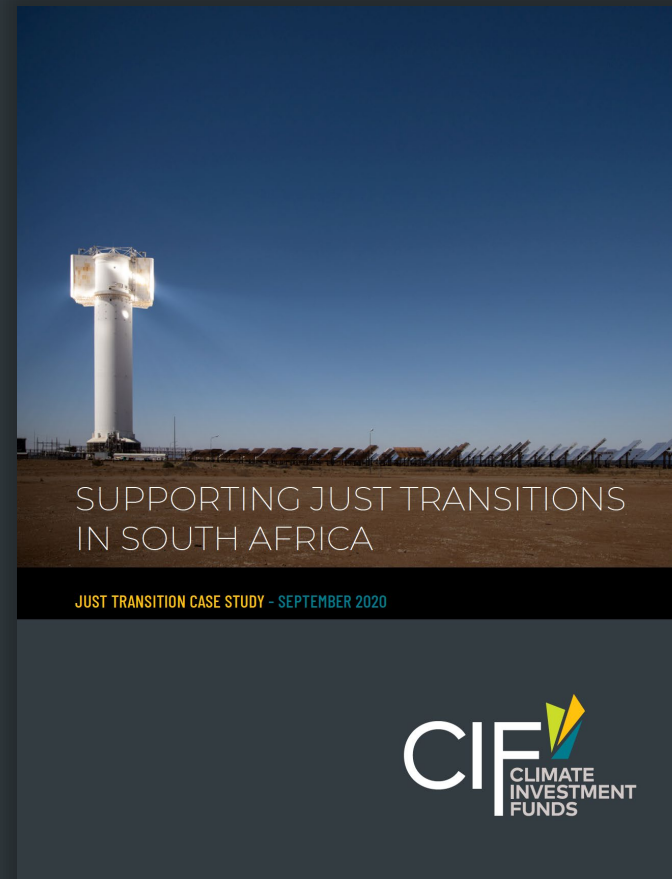
Indicators	Gender Action Plan (GAP) Baseline June 2014 % (n)	GAP Phases 1-3 (July 2014 - June 2021) % (n)	Cumulative: (CTF Program Inception to June 2021) % (n)
Sector-specific gender analysis	33% (20 of 61 projects)	53% (42 of 79 projects)	44% (62 of 140 projects)
Women-specific activities	28% (17 of 61 projects)	68% (54 of 79 projects)	51% (71 of 140 projects)
Sex-disaggregated M&E indicators	20% (12 of 61 projects)	33% (26 of 79 projects)	27% (38 of 140 projects)

Cross-cutting Themes

E&L and Knowledge Management

Major E&L products:

- Transformational Change Learning Partnership
- Just Transitions-India & South Africa case studies, COVID-19 report




GESP Update

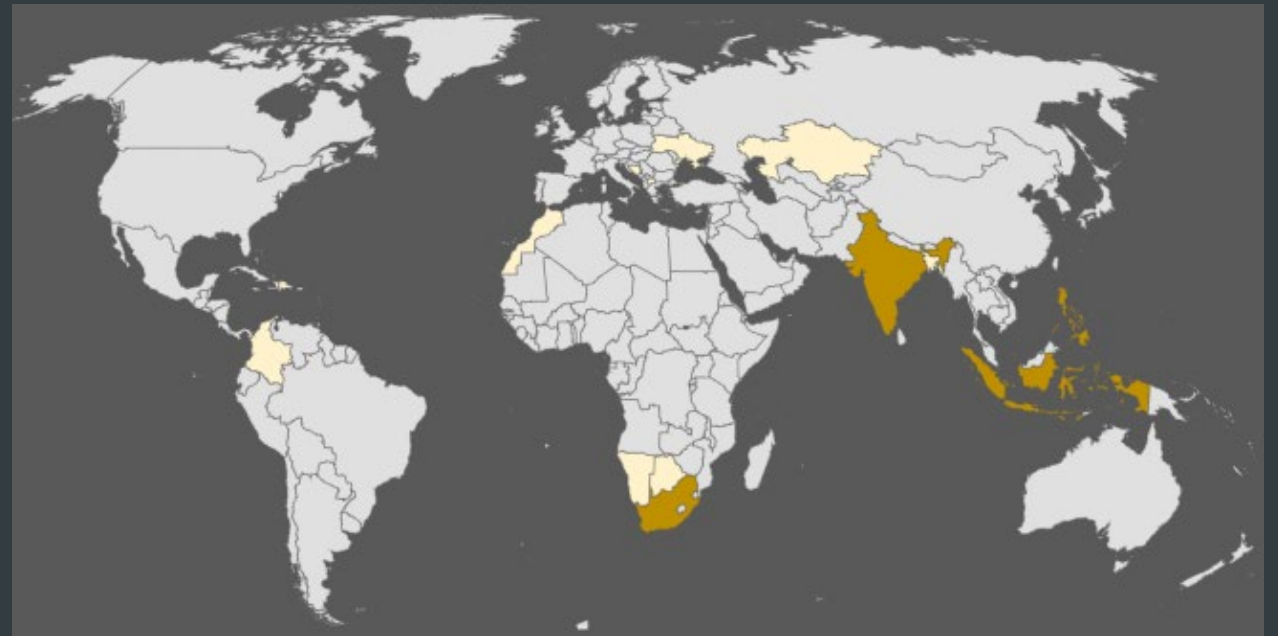
- Eight approved operations
 - Three in FY21, Five in FY22
 - Five from IDB Group, two from IBRD, one from IFC
- GESP Learning Platform
 - Three events with 45 different speakers and ~800 attendees
 - Built replicable LP model for new programs



ACT: Recent updates



Accelerating Coal Transition




Strong demand (4 selected/ 14 EoI)

Bangladesh	India	North Macedonia
Bosnia & Herzegovina	Indonesia	Philippines
Botswana	Kazakhstan	South Africa
Colombia	Morocco	Ukraine
Dominican Republic	Namibia	

ACT: Recent updates

Implementation currently underway with country-led investment plan development



March 2021

ACT Investment Program approved at the joint meeting of CTF & SCF TFC

Country selection process
Design document

COP26, 2021

Launched and recognized instantly as key energy transition tool to support host country's climate ambitions globally
~USD2 billion in funding envelope



COP27, 2022

At least 2 out of 4 IPs expected to be submitted to TFC for endorsement

IP development process
Gender TA Initiative

ACT: Recent updates

Strategic engagement

Outreach



Partnerships



Knowledge & learning

IP clinics

Knowledge products

- Financing
- Technology

CIF



CLIMATE INVESTMENT FUNDS

Investing in the future

