



## **Meeting of the CTF Trust Fund Committee**

Brasilia (Hybrid)

**Thursday, June 29, 2023**

**REPORT OF THE TRUSTEE ON THE FINANCIAL STATUS OF  
THE CTF**



# Clean Technology Fund (CTF)

Financial Report

Prepared by the Trustee

*As of March 31, 2023*



## Table of Contents

Introduction .....	3
CTF Trust Fund Financial Summary as of March 31, 2023 .....	4
1. Pledges and Contributions -Summary .....	9
2. Asset Mix and Investment Income and ESG Summary Report .....	10
3. Cumulative Net Commitments .....	13
4. Funds Held in Trust with No Restrictions and Commitments Pending Cash Transfer .....	15
5. Overall realized and unrealized gains or losses for the Promissory Notes held in Non-USD currencies.....	17



## Introduction

The Climate Investment Funds (CIF) were established in 2008 and comprise of the Clean Technology Fund (CTF) and the Strategic Climate Fund (SCF). CTF provides resources to scale up low-carbon technologies with a significant potential for long-term greenhouse gas emissions savings. The World Bank, as Trustee, has established and administers the CTF Trust Fund. On March 22, 2022, the CTF Trust Fund Committee (TFC) approved the establishment of the CTF Parallel Fund, a parallel and associated fund of the CTF, to be established and administered by the Trustee along with the CTF Trust Fund. The CTF Parallel Fund was established to receive new loan contributions to CTF. Both the CTF Trust Fund and the CTF Parallel Fund are for the achievement of the same CTF objectives and governed by the same CTF TFC. For this report, the CTF Trust Fund and the CTF Parallel Fund are referred to collectively as the CTF Trust Fund. The Strategic Climate Fund (SCF) provides financing to pilot new development approaches or scale-up activities aimed at a specific climate change challenge or sectoral response. The SCF currently finances five such programs: The Forest Investment Program (FIP), Pilot Program for Climate Resilience (PPCR), Scaling Up Renewable Energy in Low-Income Countries Program (SREP), Nature, People & Climate Program (NPC), Renewable Energy Integration Program (REI). The CTF funds are disbursed through the Multilateral Development Banks (MDBs) to support effective and flexible implementation of country-led programs and investments. The MDBs are the African Development Bank (AfDB), the Asian Development Bank (ADB), the European Bank for Reconstruction and Development (EBRD), the Inter-American Development Bank (IADB), the International Bank for Reconstruction and Development (IBRD)/International Development Association (IDA) (the World Bank), and the International Finance Corporation (IFC).

The World Bank acts as Trustee for the CIF. This report is produced by the Trustee based on financial information as of March 31, 2023, in accordance with the Trustee's role as set forth in the Governance Framework for the CTF which states:

*“The Trustee will provide to the CTF Trust Fund Committee regular reports on the financial status of the Trust Fund, as agreed between the Trustee and the CTF Trust Fund Committee.”*

This report provides (i) a snapshot of the financial status of the CTF Trust Fund as of March 31, 2023; (ii) highlights of activities between October 1, 2022, and March 31, 2023; (iii) the status of pledges and contributions, and (iv) the details of financial activities of the CTF Trust Fund.



## CTF Trust Fund Financial Summary as of March 31, 2023<sup>1</sup>

### ***Pledges and Contributions:***

As of March 31, 2023, ten contributors pledged USDeq. 8.01 billion to the CTF Trust Fund, in the form of grant, capital and loan contributions. Of this amount, the Trustee has received USDeq. 6.21 billion in cash, USDeq. 1.41 billion are Pledges/Contributions receivable and USDeq. 389.73 million represents unencashed promissory notes.

### ***Investment Income and Other Resources:***

Since inception through March 31, 2023, the CTF Trust Fund earned investment income of USD 371.88 million on the undisbursed cash balances of the CTF Trust Fund. In addition, the investment income received from MDBs amounted to USDeq. 26.55 million.

### ***Trustee Commitments:***

The Trustee makes commitments based on the funding approvals of the CTF Trust Fund Committee. Cumulative net commitments made by the Trustee for Projects/Programs, MPIS costs and administrative expenses amounted to USDeq. 5.40 billion, including EUR 207.5 million. These commitments are made in the form of grants, loans and non-grant instruments. Of the total amount approved, USDeq. 5.27 billion was for projects, project preparation activities and MDB costs for project implementation and supervision services (MPIS), USD 131.32 million was for administrative expenses of the CTF.

### ***Cash Transfers:***

Cash transfers are made to MDBs on an as-needed basis to meet their projected disbursement requirements. Of the commitment totaling USDeq. 5.27 billion, the Trustee has transferred USDeq. 3.76 billion of which net USDeq. 343.56 million was transferred between October 1, 2022, and March 31, 2023. As a result, USDeq. 1.67 billion remains payable to MDBs as of March 31, 2023. There were Cash transfers related to debt service payments to loan contributors amounted to USDeq. 344.66 million as of March 31, 2023.

### ***Funds Held in Trust:***

**Funds Held in Trust** (FHIT) reflect financial activities related to contribution payments (cash and promissory notes), encashment of promissory notes, accrued investment income, cash transfers, and revaluation of the balance of promissory notes at the end of reporting period. Funds Held in Trust as of March 31, 2023, amounted to USDeq. 3.24 billion. In addition, the net balance available for payments to loan contributors from the net reflows was USDeq. 168.63 million of which USDeq. 108.62 million will be required for principal and interest repayments to loan contributors in the next 12 months.

### ***Funding Availability for Trustee Commitments:***

Of the FHIT totaling USDeq. 3.24 billion, an amount of USDeq. 1.63 billion represent commitments for Projects/Programs and MPIS cost that are pending transfer to MDBs. After making provisions for currency risk reserve (USD 58.46 million), projected country engagement reserve (USD 0.26 million) and, administrative budget and MPIS Set aside (USD 29.73 million) the funding available for Trustee Commitments was USDeq. 1,511.89 million. Of this amount USDeq. 237.11

<sup>1</sup> Figures may not add up due to rounding.



million is the net investment income available for future administrative expenses and loan losses, and USDeq. **1,274.78 million is available for Program and Project commitments.**

**Potential Available Resources:** Of the amount of USD 1,274.78 million, recognizing the Projects/Programs pipeline for USDeq. 666.54 million provided by the CIF Administrative Unit, the available resources for new Projects/Programs are USDeq. 608.24 million.



CTF TRUST FUND - RESOURCES AVAILABLE for COMMITMENTS

Inception through March 31, 2023  
(USDeq. millions)

As of March 31, 2023  
USDeq. As of March 31, 2023 USD As of March 31, 2023 EUR

	Total	Total	Total
<b>Cumulative Funding Received</b>			
<b>Contributions Received</b>			
Cash Contributions	6,209.28	5,988.63	203.00
USD converted to Euro for Euro commitments	(0.33)	(5.22)	4.50
Unencashed promissory notes	a/ 389.73	389.73	-
Total Contributions Received	6,598.68	6,373.14	207.50
<b>Investment Income and Other Resources</b>			
Investment Income	371.88	371.88	-
Other income	b/ 26.55	26.55	-
Total Other Resources	398.43	398.43	-
<b>Total Cumulative Funding Received (A)</b>	<b>6,997.10</b>	<b>6,771.56</b>	<b>207.50</b>
<b>Cumulative Funding Commitments</b>			
Projects/Programs	7,051.86	6,736.06	286.86
MDB Project Implementation and Supervision services (MPIS) Costs	59.02	59.02	-
Cumulative Administrative Expenses	138.20	138.20	-
<b>Total Cumulative Funding Commitments</b>	<b>7,249.08</b>	<b>6,933.27</b>	<b>286.86</b>
Administrative Expense Cancellations	c/ (6.88)	(6.88)	-
Projects/Programs, MPIS Cancellations	d/ (1,845.44)	(1,755.18)	(79.36)
<b>Net Cumulative Funding Commitments (B)</b>	<b>5,396.76</b>	<b>5,171.22</b>	<b>207.5</b>

<b>Funding Availability(A - B)</b>		<b>1,600.34</b>	<b>1,600.34</b>	<b>0.00</b>
Country Engagement Budget reserve FY23	e/	(0.26)	(0.26)	-
CTFPF Admin and MPIS set aside	f/	(29.73)	(29.73)	-
Currency Risk Reserves- GESP	g/	(37.13)	(37.13)	-
Currency Risk Reserves- ACT	g/	(21.33)	(21.33)	-
<b>Unrestricted Fund Balance for Trustee Commitments -Projects/Programs and Admin (C)</b>		<b>1,511.89</b>	<b>1,511.89</b>	<b>0.00</b>
<b>Net investment income available for Admin Budget commitments and the loan losses (D)</b>		<b>237.11</b>	<b>237.11</b>	<b>-</b>
<b>Unrestricted Funding Available for Projects/Programs commitments ( E = C - D )</b>	h/	<b>1,274.78</b>	<b>1,274.78</b>	<b>0.00</b>
Unrestricted Funding Available for Projects/Programs commitments -DPSP III and other old programs-50% of this would be moved To GESP and balance would be for Futures Program- As of Reporting date- 342.65/2- (Futures program Commitment (USD 57.9 mn))= USD 113.43 million available for Futures program	h/	284.75	284.75	0.00
Unrestricted Funding Available for Projects/Programs commitments -GESP . Add 171.33 million from above line item. Total available for GESP for the reporting period-171.33+195.59= USD 366.92 million	h/	195.59	195.59	-
Unrestricted Funding Available for Projects/Programs commitments -ACT		267.05	267.05	-
Unrestricted Funding Available for Projects/Programs/commitments -CTF Parallel Fund (Canada and USA Loan for ACT program)	i/	527.38	527.38	-



**CTF TRUST FUND - RESOURCES AVAILABLE for COMMITMENTS**

*Inception through March 31, 2023  
(USDeq. millions)*

	As of March 31, 2023 USDeq.	As of March 31, 2023 USD	As of March 31, 2023 EUR
	Total	Total	Total
<b>Anticipated Commitments for Projects/Programs</b>			
Projects/Programs Funding and Fees- Futures Program	58.00	58.00	-
Projects/Programs Funding and Fees- CTF Dedicated Private Sector Programs (DPSP)- Phase IV	608.54	608.54	-
<b>Total Anticipated Commitments (F)</b>	<b>666.54</b>	<b>666.54</b>	<b>-</b>
<b>Available Resources for Projects/Programs (G = E -F)</b>			
	<b>608.24</b>	<b>608.24</b>	<b>0.00</b>
<b>Potential Future Resources</b>			
Contribution Receivable	1,414	1,414	-
Pledges	-	-	-
Release of Currency Risk Reserves	58.46	58.46	-
<b>Total Potential Future Resources (H)</b>	<b>1,472.31</b>	<b>1,472.31</b>	<b>-</b>
<b>Potential Available Resources for Projects/Programs (G+H)</b>			
	<b>2,080.55</b>	<b>2,080.55</b>	<b>0.00</b>
<b>Potential Net Future Resources for Admin Expenses and Loan Losses</b>			
Projected Investment Income from Apr 2023 to FY26 (I)	116.20	116.20	-
Projected Administrative Budget (FY24-28) (J)	65.00	65.00	-
<b>Potential Net investment income available for Admin Expenses and Loan losses (K= I -J)</b>	<b>51.20</b>	<b>51.20</b>	<b>-</b>
<b>Potential Available Resources for Admin Expenses and Loan Losses (D + K)</b>			
	<b>288.31</b>	<b>288.31</b>	<b>-</b>

a/ Represents the USD equivalent of the UK's GBP 315.9 million outstanding PNs.

b/ Return of funds pursuant to the Financial Procedures Agreements for Investment income from MDB's.

c/ Represents unused admin budget refunds, Country Programming Budget revisions/cancellations by MDBs, Trustee and CIFAU.

d/ Cancellation of program and project commitments approved by the committee

e/ The amount of USD 0.5 million approved by TFC in June 2019 for the multi-year country programing budget and the balance in reserve estimate provided by CIFAU for the period FY23.

f/ As per terms of the the contribution agreement for CTFPF, 6% of contribution receipts are reserved for administrative and MPIS cost of the program.

g/ Represents amounts withheld to mitigate over-commitment risk resulting from fluctuations in currency exchange rate which affect the value of outstanding non-USD denominated promissory notes.

h/ In January 2019, the CTF Trust Fund Committee agreed that any remaining resources in CTF that can be made available for further programming may be used to fund more projects/programs under DPSP III. Subsequently all remaining resources were programmed. In January 2021 the committee made the decision to use the cancelled available resources after June 30, 2020 as follows. "The CTF Trust Fund Committee notes the proposal to use canceled resources within the time period set out in the document for the CTF Futures Window to support projects that follow the Dedicated Private Sector Program III (DPSP III) approach or projects in the Global Energy Storage Program (GESP) pipeline. The CTF Trust Fund Committee approves the proposal for immediate effect, on the condition that the available funds within the CTF Futures Window are split equally between DPSP III projects and GESP projects and each project proposed to be funded through the CTF Futures Window aligns with the agreed approach with respect to the investment criteria for the new CIF programs endorsed in 2020/21". The EURO balance available for commitments in EURO currency is nil.

i/ Represents Canada's Loan contribution/s of CAD 600 million and USD 95 million from United states in the CTF Parallel Fund.

j/ Based on anticipated commitment pipeline information provided by CIFAU

k/ Represents contribution receiveable from the United Kingdom GBP 85.1 million and Germany EUR 145 million. For CTF Parallel Fund Contribution receiveable from Canada for 400 mn CAD and United States USD 855.71 Million.

l/ Represents Investment income on undisbursed funds as projected by Trustee through the cash flow model assuming a stable investment environment, steady pace of cash transfers and encashment of unencashed promissory notes.

m/ FY23 Budget commitment approved by TFC in June 2022 was USD 13 million for Administrative services . The amount approved for FY23 Administrative Services was extrapolated for 5 years. Projected administrative budget includes resources for administrative services provided by the CIF AU, Trustee and MDBs.

n/ Losses on outgoing CTF Financial Products will be shared as stipulated in the Principles regarding Contributions to the CTF and will be covered from the Net income (net investment income, interest and guarantee fees received in excess of 0.75%), to the extent available.





**CTF TRUST FUND - CUMULATIVE OTHER FUNDING ACTIVITY**

*Inception through March 31, 2023 (USDeq. millions)*

As of March 31, 2023

USDeq.

<b>Cumulative Debt Service Payments to Loan Contributors</b>	
Principal Repayments	250.81
Interest Payments	93.85
<b>Total Cumulative Debt Service Payments to Loan Contributors</b>	<b>344.66</b>
<b>Reflows</b>	a/ <b>513.29</b>

a/ Any payments of principal, interest from loans, fees or other reflow of funds from loans or other financial products other than grants which are due to be returned to the Trust Fund pursuant to the Financial Procedures Agreements consistent with the pertinent CTF funding approved by the CTF Trust Fund Committee. Payments in EUR currency are revalued as of March 31, 2023. For the avoidance of doubt, the Reflow does not include any return of funds from CTF grants or Administrative Costs, including cancelled or unused funds, or any investment income earned on CTF resources held by any MDB.

## 1. Pledges and Contributions -Summary

In USD millions

CLEAN TECHNOLOGY FUND  
Table 1: Pledges and Contributions  
as of March 31, 2023  
(in millions)

Contributor	Contribution Type	Currency	in Contribution Currency			in USD eq. a/				
			Pledges outstanding and Contribution Receivable	PNs Outstanding	Cash Receipts f/	Total Contributions	Pledges outstanding and Contribution Receivable	PNs Outstanding	Cash Receipts f/	Total Pledges and Contributions
Australia	Grant	AUD	-	-	100	100	-	-	86	86
Canada	Grant	CAD	-	-	15	15	-	-	12	12
Canada	g/ Loan	CAD	400	-	800	1,200	295	-	665	961
Denmark	Grant	DKK	-	-	100	100	-	-	14	14
France	b/ Loan	EUR	-	-	203	203	-	-	221	221
Germany	c/ Loan	USD	-	-	615	615	-	-	615	615
Germany	Grant	EUR	145	-	195	340	158	-	219	376
Japan	d/ Grant	USD	-	-	1,056	1,056	-	-	1,056	1,056
Spain	Capital	EUR	-	-	80	80	-	-	106	106
Sweden	Grant	SEK	-	-	600	600	-	-	80	80
United Kingdom	Capital	GBP	85.1	315	1,130	1,530	105	390	1,548	2,043
United States	e/ Grant	USD	-	-	1,492	1,492	-	-	1,492	1,492
United States	e/ Loan	USD	856	-	95	951	856	-	95	951
							<b>1,414</b>	<b>390</b>	<b>6,209</b>	<b>8,013</b>

a/ Represents realized amounts plus unrealized amounts valued on the basis of exchange rates as of March 31, 2023

b/ France pledged USD 500 million, including: 1) a concessional loan to the CTF Trust Fund of USD 300 million (equivalent to EUR 203 million) and 2) USD 200 million in co-financing from Agence Française de Développement (AFD) separate from the CTF and not subject to reporting by the trustee. The concessional loan is valued on the basis of exchange rates as of March 31, 2023

c/ The EUR 500 million pledge was committed in USDeq. 615 million. The total loan contribution received is USD 615 million.

d/ The USD 1 billion pledge was committed in JPY in the amount of JPY 93 billion. The total amount received is USDeq. 1.056 billion

e/ The total pledge made by the United States to the CTF and SCF is USD 2.95 billion, which includes USD 0.95 billion pledge made to CTF for the ACT program.

f/ Includes cash receipts and encashed promissory notes.

g/ Includes CAD 1 Billion pledge made to CTF for the ACT program

Note: Totals may not add up due to rounding

- The above table shows the summary of pledges outstanding, contributions finalized, cash and Promissory Note receipts and Promissory Notes outstanding. Pledges represent a Contributor's expression of intent to make a contribution.
- As of March 31, 2023, all pledges were converted into Contribution and Loan Agreements/Arrangements. Total contributions under the signed Contribution and Loan Agreements/Arrangements amounted to USDeq. 8.01 billion, of which the total amount received in cash amounted to USDeq. 6.21 billion.



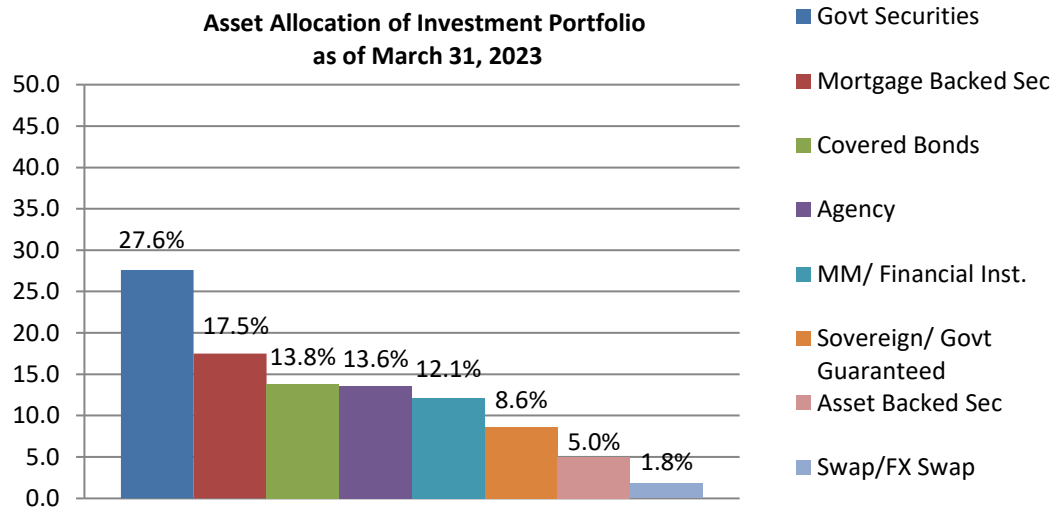
## 2. Asset Mix and Investment Income and ESG Summary Report

*The undisbursed cash balance of the CTF Trust Fund is maintained in a commingled investment portfolio (“Pool”) for all trust funds managed by IBRD. The Pool is managed actively and conservatively with capital preservation as the over-arching objective.*

### ASSET MIX

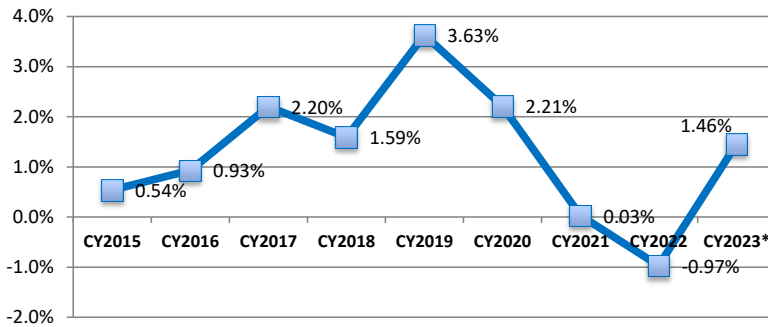
CTF Trust Fund assets are invested across three of the World Bank Trust Fund’s investment model portfolios: “Model Portfolio 0” for short-term working capital needs, “Model Portfolio 1” with an investment horizon of one year, and “Model Portfolio 2” with a broader investment universe and an investment horizon of three years. The investment objectives for the CTF Trust Fund are to optimize investment returns subject to preserving capital and maintaining adequate liquidity to meet foreseeable cash flow needs, within a conservative risk management framework<sup>2</sup>. Although actual future returns will depend on market conditions, the Trust Fund Investment Pool is actively monitored and adjusted to preserve development partner funds over the investment horizons. Over shorter periods, however, market volatility may result in negative actual or ‘mark-to-market’<sup>3</sup> returns. Overall, the CTF Trust Fund cumulative returns have been driven by its investment in longer-term model portfolios, which may be exposed to higher volatility in returns over shorter periods but are expected to have higher returns over longer periods.

As of March 31, 2023, the portfolio allocation by asset class has the largest allocations to government securities, mortgage-backed securities (MBS), agency and covered bonds.



<sup>2</sup> Risk tolerance is defined as the expected maximum loss, as measured by the Conditional Value-at-Risk (CVaR), at the portfolio’s investment horizon, not to exceed 1% at portfolio’s investment horizon, with 99% confidence.

<sup>3</sup> Mark-to-market gains or losses represent unrealized gains or losses resulting from changes in the value of securities in the portfolio which have not yet been sold.



\*YTD non-Annualized

### INVESTMENT RETURNS

Investment performance of the portfolio was positive during the reporting period although the markets witnessed the most turbulent and volatile period since the start of the pandemic. Stress in the banking sector led to flight to quality sentiment in the market which was positive for the fixed income portfolios. The portfolio positioning remains duration neutral, and the current valuations look positive for

long-term portfolios.

### ESG SUMMARY REPORT – CLEAN TECHNOLOGY FUND INVESTMENT PORTFOLIO

The funds held in trust benefit from the approach to Sustainable and Responsible Investment (SRI), as defined in the Trustee's Sustainable and Responsible Investment (SRI) Statement, which considers and incorporates Environmental, Social, and Governance (ESG) factors into Trustee's investment processes. The implementation of ESG Integration falls within the purview of existing authorizations by the World Bank Board. Based on the endorsement by the World Bank management, starting from July 2019, the Trustee has applied ESG Integration as the default SRI approach for all portfolios managed by the World Bank, including for the Clean Technology Fund assets. Considering and incorporating ESG factors into investment processes should, all things being equal, lead to portfolios that have stronger ESG profiles compared to portfolios that do not explicitly consider these ESG issues. ESG Integration has become part of the existing investment processes and is intended to help fulfil the existing investment objectives. The application of ESG Integration as part of the investment process would not involve any changes in the current investment objectives or risk limits for the Clean Technology Fund portfolio. The CTF investment portfolio is primarily comprised of short-term high-grade fixed-income securities (sovereign, supranational and agency securities, and bank deposits), and as of March 2023, the portfolio has an ESG Quality Score<sup>4</sup> of 7.60 and an ESG Rating<sup>5</sup> of AA. Based on its ESG positioning in the MSCI ESG Fund Ratings Universe (upper right of Figure 1), which is deemed to be the more consistent reference indicator, CTF's investment portfolio falls in the top quartile of the ratings universe and situated among ESG Leaders. This reflects high capability of CTF portfolio's holdings in terms of managing its exposures to material ESG risks and

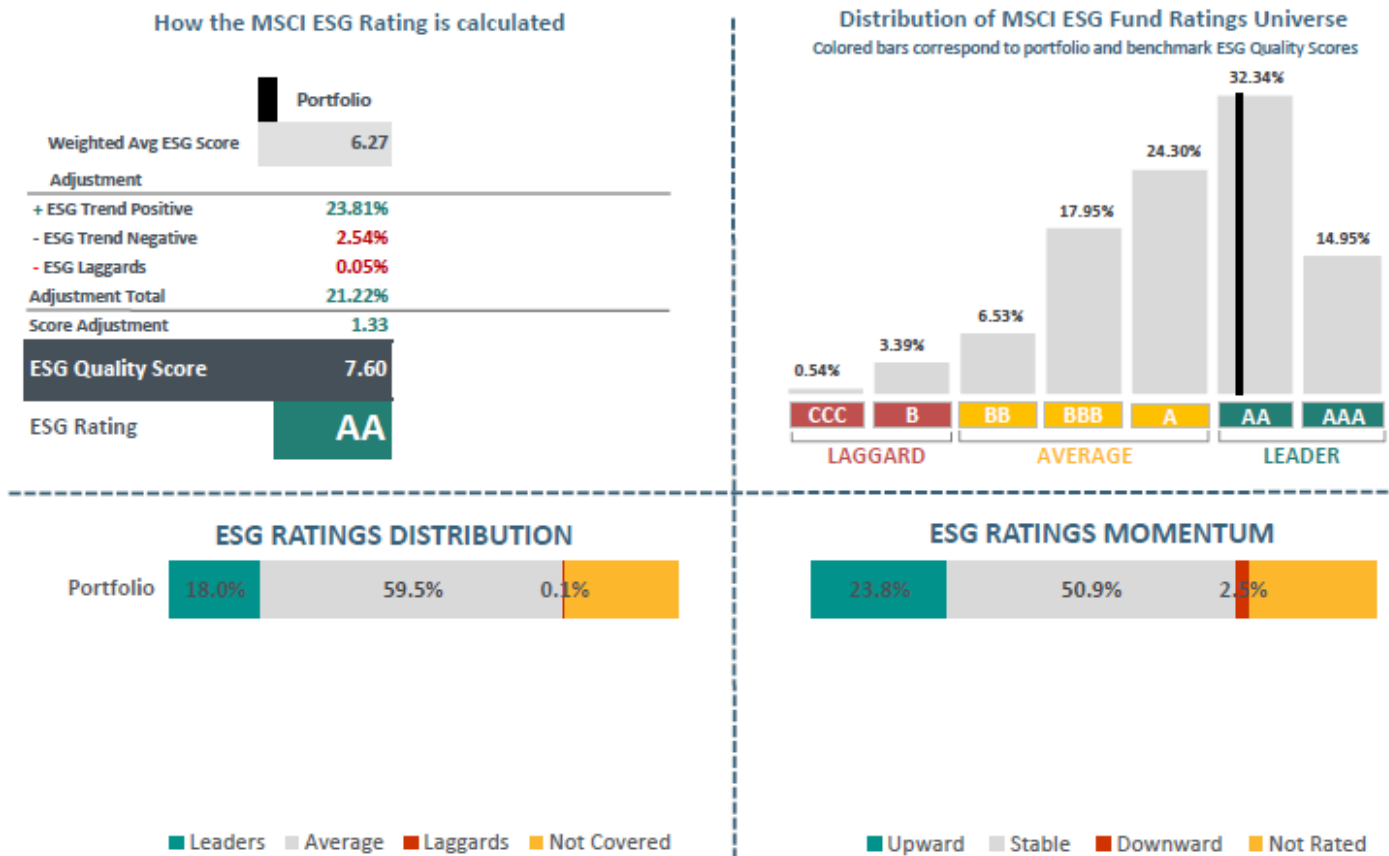
<sup>4</sup> ESG Quality Score is based on MSCI ESG Ratings and measured on a scale of 0 to 10 (worst to best) following a rule-based methodology. ESG Ratings Momentum represents the percentage of a portfolio's market value coming from holdings that have had an ESG Ratings upgrade, and those with a downgrade, since their previous ESG Rating assessment. The ESG Quality Score is calculated as a weighted average of ESG scores of individual holdings adjusted by ESG Ratings Momentum and ESG laggards (if any). The weight applied to the individual ESG scores is determined by the portfolio weight of individual holdings as of the reporting date. Based on the above, the ESG Quality Score, which is subject to potential skewing effect from any factor in the calculation, could slightly vary between different reporting dates along with changes in individual holdings and their portfolio weights as well as changes in ESG Ratings Momentum. Please see details on MSCI ESG Ratings

Methodology <https://www.msci.com/esg-and-climate-methodologies>



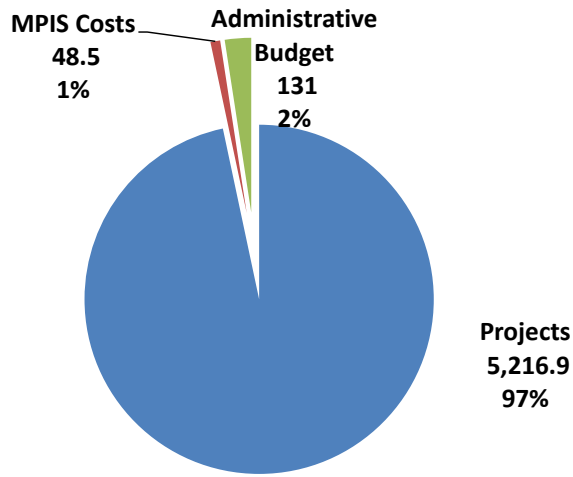
opportunities arising from Environmental, Social and Governance factors, as well as its strong resilience to long-term financially relevant ESG risks.

**Figure 1: MSCI ESG Portfolio Summary – Clean Technology Fund**





### 3. Cumulative Net Commitments



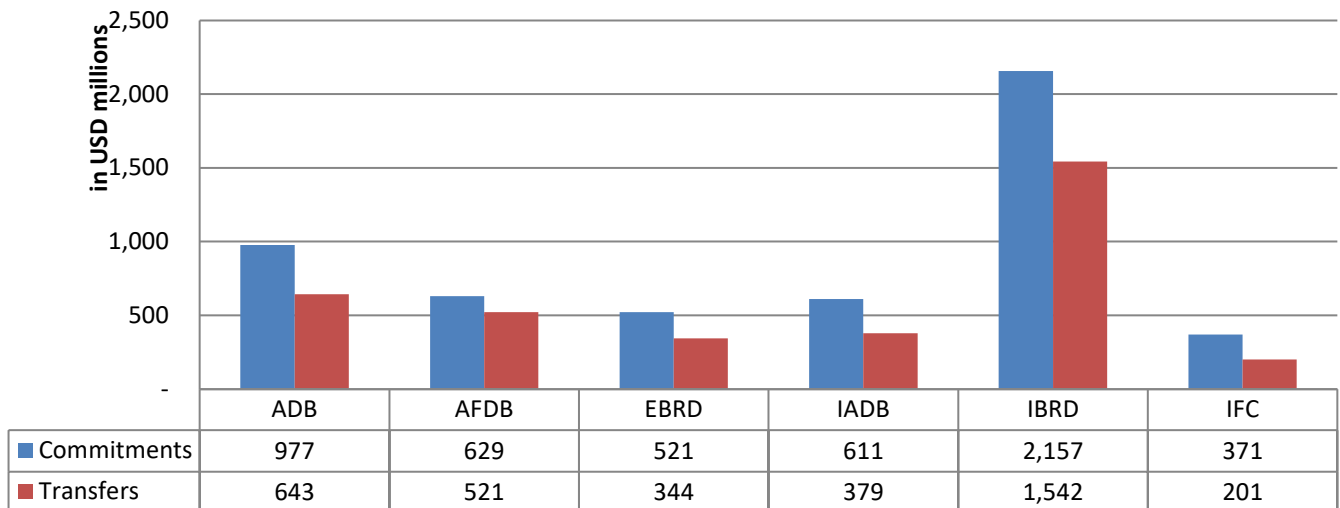
*In USD millions*

#### Total Net Commitments by the Trustee by Activity

Since inception to March 31, 2023, the net commitments made by the Trustee based on the funding approvals of CTF Trust Fund Committee totaled USDeq. 5.40 billion of which projects, including project preparation grants (97%), MPIS costs (1%), administrative budgets for the CIF Administrative Unit, Trustee and the MDBs (2%).

#### Net Project and Program Commitments by MDB

41% of the net project commitments were for implementation by IBRD followed by ADB 19% and AFDB 12%.



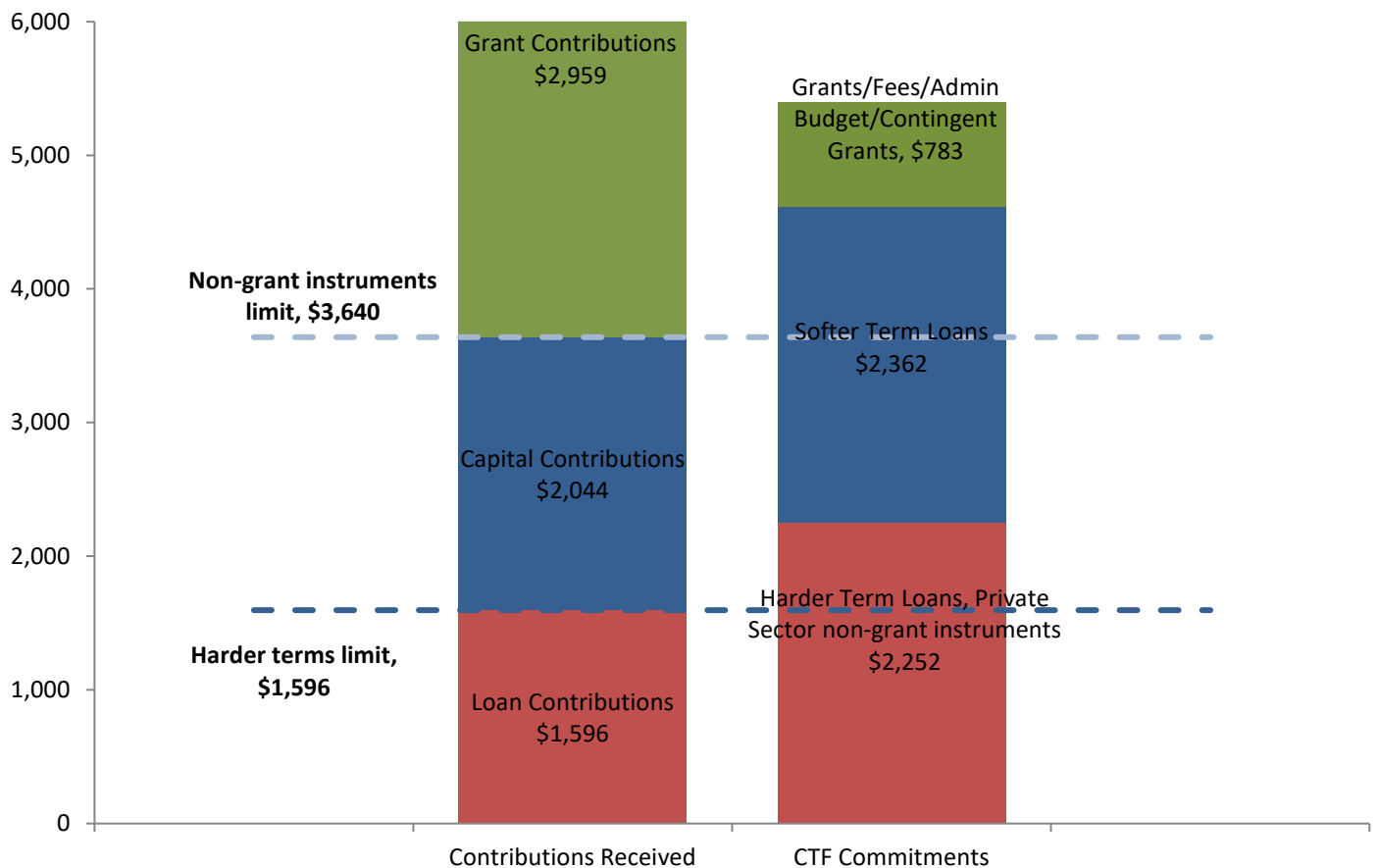


## CTF FUNDING LIMITS

In accordance with the Principles regarding Contributions to the CTF, outgoing financing cannot be more concessional than contributed funds, i.e.:

- (a) Grant Contributions may be used to finance grants, concessional loans, and other financial products, such as guarantees.
- (b) Capital Contributions may be used to finance concessional loans and other financial products, such as guarantees.
- (c) Loan Contributions may be used to finance loans and other financial products, such as guarantees, on terms no more concessional than the terms of the contributions.

The below chart shows contribution type (Cash Receipts and Promissory Notes) and CTF funding (excluding projects in the pipeline) by financing product. Funding decisions made to date adhere to the funding limits set by the incoming funding types from the Contributors.



## 4. Funds Held in Trust with No Restrictions and Commitments Pending Cash Transfer

In USDeq. millions

<b>CLEAN TECHNOLOGY FUND</b>					
<b>Table 5: Schedule of Receipts and Cash Transfers</b>					
Updated as of March 31, 2023					
	As of March 31, 2023		As of September 30, 2022		Change
	(a)		(a)		(c) = (a) - (b)
<b>1. Cumulative Receipts</b>		<b>6,997</b>		<b>6,454</b>	<b>543</b>
a. Cash receipts and encashed promissory notes	6,209		5,870		339
b. Unencashed promissory notes	390		274		116
c. Investment income earned on undisbursed balance & Return of funds other than reflows from MDB's	398		310		88
d. Euro currency purchased from USD- Exchange Difference. EUR commitment	(0)		(1)		0
<b>2. Cumulative Cash Transfers</b>		<b>3,758</b>		<b>3,415</b>	<b>344</b>
a. Projects	3,586		3,247		339
b. MPIS Costs	44		43		1
c. Administrative Budget	129		125		4
<b>3. Funds held in Trust ( 3 = 1 - 2 )</b>		<b>3,239</b>		<b>3,039</b>	<b>200</b>
a. Cash and Investments	2,849		2,765		84
b. Unencashed promissory notes	390		274		116
<b>4. Restricted Funds c/</b>		<b>58</b>		<b>41</b>	<b>17</b>
<b>5. Funds held in Trust with no restrictions ( 5 = 3 - 4 )</b>		<b>3,180</b>		<b>2,998</b>	<b>182</b>
<b>6. Trustee Commitments pending cash transfer</b>		<b>1,668</b>		<b>1,944</b>	<b>(275)</b>
a. Projects and MPIS Costs	1,632		1,924		(292)
b. Administrative Budget	4		4		0
c. Country Engagement Budget reserve FY23	3		0		2
d. CTFPF Admin and MPIS set aside	30		16		14
<b>7. Funds available to support Trustee Commitments (7= 5 - 6)</b>		<b>1,512</b>		<b>1,054</b>	<b>458</b>

a/ Valued on the basis of exchange rates as of March 31, 2023  
b/The net balance of Reflows received from the MDBs and the payments made to the loan contributors. The breakdown of amounts by reflows and payments to loan contributors is shown in the table below  
c/Amounts withheld to mitigate over-commitment risk resulting from the effects of currency exchange rate fluctuations on the value of outstanding non-USD denominated promissory notes.  
Note: Totals may not add up due to rounding

	As of March 31, 2023	As of September 30, 2022	Change
	(a)	(b)	(a)- (b)
<b>1. Reflows and payments to loan contributors</b>			
a. Reflows - Interest and Principal reflows received from MDBs	a/ 513	437	76
b. Debt service payments to Loan Contributors	345	284	61
<b>Net Balance of reflows and payments to loan contributors (a-b)</b>	<b>169</b>	<b>153</b>	<b>15</b>
of which the funds restricted for payments to loan contributors in next 12 months	<b>109</b>	<b>105</b>	<b>3</b>

a/ Any payments of principal, interest from loans, fees or other reflow of funds from loans or other financial products other than grants which are due to be returned to the Trust Fund pursuant to the Financial Procedures Agreements consistent with the pertinent CTF funding approved by the CTF Trust Fund Committee. Payments in EUR currency are revalued as of March 31, 2023. For the avoidance of doubt, the Reflow does not include any return of funds from CTF grants or Administrative Costs, including cancelled or unused funds, or any investment income earned on CTF resources held by any MDB.





---

**Highlights for the period October 1, 2022, through March 31, 2023<sup>5</sup>:**

- ***Funds Held in Trust*** represent cumulative receipts less cumulative cash transfers and amounted to USDeq. 3.24 billion as of March 31, 2023. Funds Held in Trust increased by USDeq. 200 million since October 1, 2022, primarily due to:
  - Cash receipts from Canada, US, Germany, and Denmark for USDeq 316 million, Promissory notes deposit from UK for GBP 67.15 million, as well as FX gains on unencashed Promissory Notes and Euro holdings, and USD 88 million net unrealized investment income gain during the period
  - offset by increase in cash transfers for 344 million.
- ***Trustee Commitments Pending Cash Transfer*** amounted to USDeq. 1.67 billion, representing a decrease of USDeq. 275 million primarily due to:
  - Transfer of funds for Project and MPIS by USDeq. 292 million offsets by
  - increase in Admin and MPIS set aside by USDeq. 14 million and country engagement reserve by 2 million.
- ***Funds available to support Trustee commitments*** amounted to USDeq. 1.51 billion, representing an increase of USDeq. 458 million

---

<sup>5</sup> Figures may not add up due to rounding.



## 5. Overall realized and unrealized gains or losses for the Promissory Notes held in Non-USD currencies.

In millions

CIF Promissory Notes in non-USD currencies - Exchange Rate Gain/Loss as of 03/31/2023

Amount in Currency						Amount in USD eq.				Currency Exchange rate changes in USD eq.		
Donor/Program	Curr	Promissory Note (PN) received	Unpaid Installment	PN Encashment	PN Unencashed	Promissory Note (PN) @Receipt date	Unpaid Installment @March 31, 2023 (FXR)	PN Encashment	PN Unencashed as of March 31, 2023	Realized - PN Encashments	Unrealized- PN Unencashed	Promissory Note vs (Encashments+u nencashed)
Japan		92,655		92,655	0	1,129		1,056	0	-73	0	-73
CTF	JPY	92,655		92,655	0	1,129		1,056	0	-73	0	-73
United Kingdom		1,445	85	1,130	315	2,147	105	1,548	390	-192	-17	-208
CTF	GBP	1,445	85	1,130	315	2,147	105	1,548	390	-192	-17	-208
<b>Grand Total</b>						<b>3,275</b>	<b>105</b>	<b>2,605</b>	<b>390</b>	<b>-264</b>	<b>-17</b>	<b>-281</b>



## The Climate Investment Funds

The Climate Investment Funds (CIF) were established in 2008 to mobilize resources and trigger investments for low carbon, climate resilient development in select middle and low income countries. To date, 14 contributor countries have pledged funds to CIF that have been channeled for mitigation and adaptation interventions at an unprecedented scale in 72 recipient countries. The CIF is the largest active climate finance mechanism in the world.

### THE CLIMATE INVESTMENT FUNDS

c/o The World Bank Group  
1818 H Street NW, Washington, D.C. 20433 USA

Telephone: +1 (202) 458-1801  
Internet: [www.climateinvestmentfunds.org](http://www.climateinvestmentfunds.org)



@CIF\_action



ClFaction



ClFaction



ClFaction



ClFaction



@CIF\_action