

CLIMATE INVESTMENT FUNDS

Joint CTF-SCF.18/Inf.2
December 6, 2017

Joint Meeting of the CTF and SCF Trust Fund Committee
Washington D.C.
Friday, December 15, 2017

CIF DISBURSEMENT REPORT (As of June 30, 2017)

Contents

- 1. Introduction 3
- 2. Overview of disbursement progress (CIF overall) 4
- Annex A: CTF actual disbursements 7
- Annex B: PPCR actual disbursements 9
- Annex C: FIP actual disbursements 11
- Annex D: SREP actual disbursements 13

1. Introduction

1. This semi-annual Disbursement Report was prepared by the CIF Administrative Unit in collaboration with the Multilateral Development Banks (MDBs), and covers cumulative disbursements as of June 30, 2017. The main report focuses on the disbursements for the overall CIF portfolio, while Annexes A-D show the disbursement figures per CIF program¹ (CTF, PPCR, FIP, and SREP) at country-level and project-level². Further analysis on disbursements as well as project pipeline tracking per program is presented in the Semi-Annual Operational Report (SAR) for each program.
2. For the purpose of this report, “disbursement” means “funds transferred from MDBs to project recipients.” The actual disbursement data reflects the disbursement status³ of project preparation grants (PPG) and project funding. Funding for MDB Project Implementation and Supervision (MPIS) is not included as part of the disbursement data. For guarantee projects, they are considered “100% disbursed” once the guarantee product becomes effective and can be withdrawn by its recipients, regardless of actual fund transfer. Details of guarantee projects are shown in the Annexes for CTF and SREP.
3. Disbursements for the Strategic Climate Fund (SCF) programs⁴ have started to increase, but they still remain at a lower level than CTF, which has been disbursing for two or three years longer. The CIF Administrative Unit will closely monitor and report disbursement progress every six months in various reports, such as the Semi-Annual Operational Report and Risk Report.

¹ Clean Technology Fund (CTF); Pilot Program for Climate Resilience (PPCR); Forest Investment Program (FIP); and Scaling-up Renewable Energy Program in low income countries (SREP)

² Public sector projects only (for confidentiality requirement, project-level disbursements for private sector are not disclosed)

³ For SREP, the disbursement figures also include Investment Plan Preparation Grant (IPPG) as IPPG is part of the country’s funding envelope

⁴ SCF = Strategic Climate Fund, composed of PPCR, FIP, and SREP

2. Overview of disbursement progress (CIF overall)

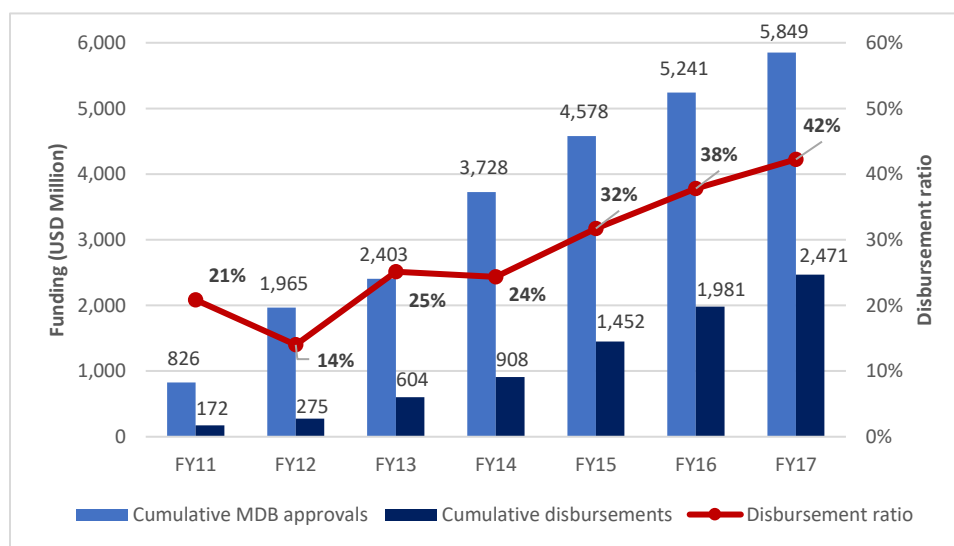
4. As of June 30 2017, CIF cumulative disbursements amounted to USD 2.47 billion (Table 1). Disbursement trends have been steady over the last three years as noted in Figure 1. Disbursed amounts increased by USD 500 million per year while the disbursement ratio (percentage disbursed from MDB approved amount) reached 42 percent at the end of fiscal year (FY) 2017⁵. The cumulative disbursement in FY17 in the SCF grew by USD 210 million with a 10-percentage-point increase in disbursement ratio⁶ - see Figure 3.

Table 1: Disbursement Summary⁷ (as of June 30 2017)

(USD million)

	MDB approvals		Cumulative Disbursement		Disbursement ratio	
	as of Jun '17	as of Dec '16	as of Jun '17	as of Dec '16	as of Jun '17	as of Dec '16
CIF overall	5,849	5,593.0	2,471	2,233	42%	40%
CTF	4,190	4,016.2	2,003	1,878	48%	47%
SCF	1,659	1,576.8	468	355	28%	23%
PPCR	966	949.2	296	233	31%	25%
FIP	404	364.1	121	77	30%	21%
SREP	289	263.4	50	45	17%	17%

Figure 1: Trends in CIF disbursement ratio



⁵ Fiscal Year (FY) follows the World Bank fiscal year (July 1 – June 30). FY 17 ended on June 30, 2017

⁶ Disbursement ratio is % disbursed out of the MDB approvals

⁷ CTF's MDB approvals do not include MPIS. For PPCR and FIP, Investment Plan Preparation Grant (IPPG) is not included in the table (USD 13.6 million for PPCR and USD 3.2 million for FIP as of June 2017)

Figure 2: Trends in CTF disbursement ratio

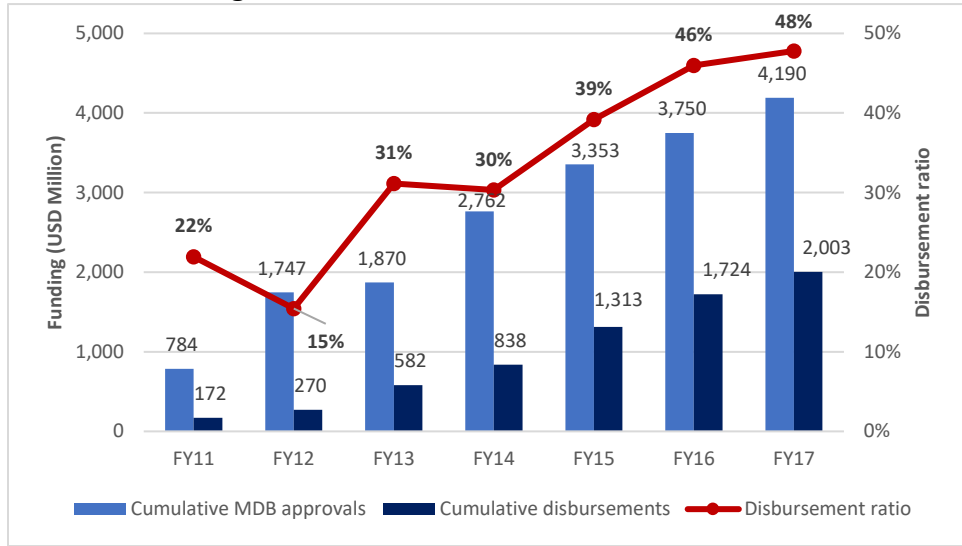
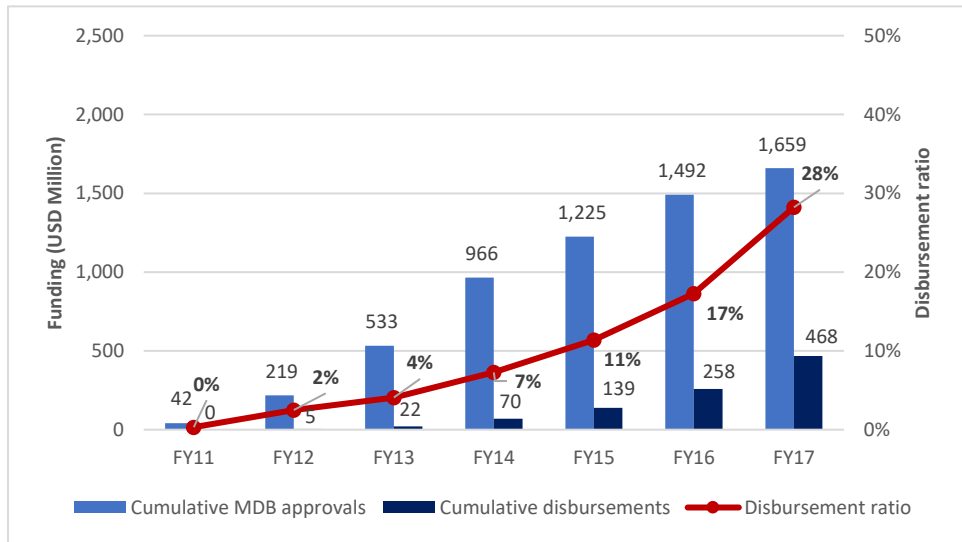


Figure 3: Trends in SCF disbursement ratio



5. 164 of 207 MDB approved projects, are either disbursing or have fully disbursed its project funding. This does not include projects only with PPG disbursement. Disbursing projects account for 79 percent of MDB approved projects. The difference between approved and disbursing projects can be explained by the newly approved projects. It takes approximately one year between MDB approval and the first disbursement, while may be some variability among projects.

Table 2: Number of MDB approved projects and disbursing projects (as of June 30th 2017)

	Number of MDB approved projects		Number of Disbursing projects		% share of disbursing projects	
	<i>as of Jun '17</i>	<i>as of Dec '16</i>	<i>as of Jun '17</i>	<i>as of Dec '16</i>	<i>as of Jun '17</i>	<i>as of Dec '16</i>
CIF overall	207	196	164	157	79%	80%
CTF	93	89	71	68	76%	76%
SCF	114	107	93	89	82%	83%
<i>PPCR</i>	<i>60</i>	<i>59</i>	<i>53</i>	<i>52</i>	<i>88%</i>	<i>88%</i>
<i>FIP</i>	<i>29</i>	<i>24</i>	<i>22</i>	<i>19</i>	<i>76%</i>	<i>79%</i>
<i>SREP</i>	<i>25</i>	<i>24</i>	<i>18</i>	<i>18</i>	<i>72%</i>	<i>75%</i>

Annex A: CTF actual disbursements

Table A.1: Disbursements by country (IP⁸ and DPSP⁹)

IP				(USD million)	
Country	Funding Approved by TFC	Funding Approved by MDBs	Cumulative Disbursement (as of Jun 30, 2017)	Cumulative Disbursement (as of Dec 31, 2016)	
Chile	163.7	66.3	52.3	18.1	
Colombia	148.5	95.0	61.5	59.5	
Egypt	152.0	152.0	57.2	56.4	
India	774.5	724.7	218.9	197.4	
Indonesia	397.0	323.6	242.8	212.8	
Kazakhstan	144.6	73.0	30.7	29.1	
Mexico	496.1	495.7	300.9	300.6	
Morocco	149.7	149.7	21.1	18.0	
Nigeria	31.5	26.0	1.3	1.3	
Philippines	136.9	136.6	5.8	5.8	
South Africa	485.6	484.7	156.3	156.1	
Thailand	101.4	105.9	90.4	90.4	
Turkey	338.2	281.0	228.5	218.8	
Ukraine	335.6	233.8	48.0	43.2	
Vietnam	183.8	183.8	17.9	9.9	
MENA-CSP	495.5	445.5	436.8	435.7	
Total	4,534.6	3,977.2	1,970.4	1,853.2	

DPSP				(USD million)	
Country	Funding Approved by TFC	Funding Approved by MDB	Cumulative Disbursement (as of Jun 30, 2017)	Cumulative Disbursement (as of Dec 31, 2016)	
Chile	20.0	-	-	-	
Colombia	20.0	20.0	0.2	0.1	
Dominica	10.0	-	-	-	
Haiti	15.9	-	-	-	
Honduras	19.5	19.5	19.5	19.5	
Kenya	29.7	-	-	-	
Mexico	20.0	20.0	-	-	
Nicaragua	9.5	9.5	-	-	
St. Lucia	10.0	-	-	-	
Turkey	63.9	63.9	-	-	
DPSP-Regional	203.0	80.0	11.5	4.3	
Total	421.4	212.9	31.2	23.9	

Footnotes:

1. The TFC approvals and MDB approvals above do not include MPIS (fee) amount
2. On top of the figures in the table above, there is USD 0.99 million of disbursements for regional projects implemented by EBRD
3. Guarantee projects are regarded as “100% disbursed” once the financial products become effective
 - a. Mexico’s “Energy Efficiency Program, Part 1” project implemented by IDB (USD 19.0 million)
 - b. DPSP-Regional’s “Energy Efficiency and Self-Supply Renewable Energy Program” project implemented by IDB (USD 2.32 million)
 - c. Chile’s “Energy Efficiency and Self-Supply Renewable Energy Program” project implemented by IDB (USD 2.5 million)
 - d. India’s “Partial Risk Sharing Facility for Energy Efficiency” project implemented by IBRD (USD 25.0 million)
 - e. Colombia’s “Sustainable Energy Finance Program” implemented by IFC (USD 5.4 million)
 - f. Philippines’s “Sustainable Energy Finance Program” implemented by IFC (USD 2.65 million)
 - g. Thailand’s “Sustainable Energy Finance Program” implemented by IFC (USD 4.75 million)

⁸ IP=Investment Plan

⁹ DPSP=Dedicated Private Sector Programs

Table A.2: Disbursements by project (Public Sector)

CIF Project ID	Country	MDBs	Project Title	Committee Approval Date	MDB Board Approval Date	Funding Approved by MDBs	Cumulative Disbursement (Jun 30, 2017)	Cumulative Disbursement (Dec 31, 2016)
Project Fund component (not including PPG)								
XCTFL224A	Chile	IBRD	Technical Assistance for Sustainable Geothermal Development Project	Jun-15	Oct-16	2.9	0.1	-
XCTFCO002A	Colombia	IDB	Technological Transformation Program for Bogota's Integrated Public Transport System	Jul-13	Oct-13	40.0	40.0	40.0
XCTFCO003A	Colombia	IDB	Strategic Public Transportation Systems (SETP) Program	Aug-11	Sep-11	20.0	3.2	1.2
XCTFCO005A	Colombia	IDB	Efficient Energy Demand Management in Non-Interconnected Zones-San Andrés, Providencia and Santa Catalina Archipelago Pilot Program	Dec-15	Sep-16	10.0	-	-
XCTFCO006A	Colombia	IDB	Energy Efficiency Financing Program for the Services Sector	Jun-13	Sep-13	10.8	10.4	10.4
XCTFCO506A	Colombia	IDB	Utility Scale RE-Geothermal-Financing and Risk Transfer Program for Geothermal Power	Nov-15	Jul-16	9.5	-	-
XCTFCO615A	Colombia	IDB	Renewable Energy Financing for Non-Interconnected Zones(NIZs)	Nov-15	Feb-16	10.2	0.1	0.0
XCTFEG010A	Egypt	IBRD	Wind Power Development Project	May-10	Jun-10	150.0	55.6	55.2
XCTFIN206A	India	IBRD	Development Policy Loan to Promote Inclusive Green Growth and Sustainable Development in Himachal Pradesh	Nov-13	May-14	100.0	100.0	100.0
XCTFIN208A	India	IBRD	Partial Risk Sharing Facility for Energy Efficiency	Jul-14	Feb-15	25.0	25.0	25.0
XCTFIN209A	India	ADB	Rajasthan Renewable Energy Transmission Investment Program (Multi-tranche Financing Facility / MFF)	Jul-13	Sep-13	199.9	58.9	41.1
XCTFIN210A	India	IBRD	Shared Infrastructure for Solar Parks	Jan-16	Mar-17	50.0	-	-
XCTFIN211A	India	IBRD	Grid-Connected Rooftop Solar Program	Dec-15	May-16	125.0	35.0	31.3
XCTFIN227A	India	ADB	Solar Rooftop Investment Program Guaranteed by India	May-16	Sep-16	174.8	-	-
XCTFIN228A	India	ADB	Proposed Loan Power Grid Corporation of India Limited Solar Power Transmission Sector Project Guaranteed by India	Apr-16	Mar-17	50.0	-	-
XCTFID017A	Indonesia	IBRD	Geothermal Clean Energy Investment Project	Dec-10	Jul-11	125.0	93.2	82.5
XCTFID112A	Indonesia	IBRD	Geothermal Energy Upstream Development Project	Mar-16	Feb-17	49.0	-	-
XCTFMX048A	Mexico	IBRD	Urban Transport Transformation Project	Oct-09	Mar-10	200.0	61.8	61.8
XCTFMX049A	Mexico	IBRD	Efficient Lighting and Appliances Project	Sep-10	Nov-10	50.0	50.0	50.0
XCTFMX051A	Mexico	IDB	Renewable Energy Program, Proposal III	Oct-11	Nov-11	70.5	70.5	70.5
XCTFMX053A	Mexico	IDB	"Ecocasa" Program (Mexico Energy Efficiency Program Part II)	Aug-12	Dec-12	51.5	50.6	50.3
XCTFMX055A	Mexico	IDB	Geothermal Financing and Risk Transfer Facility	Apr-14	May-14	34.3	0.7	0.7
XCTFMX100A	Mexico	IDB	Support to FIRA for the Implementation of an Energy Efficiency Financing Strategy for the Food Processing Industry	Aug-14	Dec-14	1.6	0.0	0.0
XCTFMX504A	Mexico	IDB	Geothermal Financing and Risk Transfer Facility	Apr-14	May-14	20.0	-	-
XCTFMA057A	Morocco	AfDB	One Wind Energy Plan	Oct-11	Jun-12	125.0	20.3	17.2
XCTFMA058A	Morocco	IBRD	Clean and Efficient Energy Project	Jun-14	Apr-15	24.0	-	-
XCTFIN618A	Nicaragua	IDB	Geothermal Exploration and Transmission Improvement Program under the PINIC	Aug-16	Sep-16	9.5	-	-
XCTFPH059A	Philippines	ADB	Market Transformation through Introduction of Energy Efficient Electric Vehicles Project	Oct-12	Dec-12	13.1	0.2	0.2
XCTFPH061A	Philippines	IBRD	Renewable Energy Development (PHRED)	Aug-13	May-16	44.0	-	-
XCTFPH062A	Philippines	IBRD	Cebu Bus Rapid Transit Project	Nov-12	Sep-14	25.0	-	-
XCTFPH063A	Philippines	IBRD	Metro Manila BRT-Line 1 Project	Jan-16	Mar-17	23.9	-	-
XCTFZA069A	South Africa	AfDB	Eskom Renewable Support Project - Wind	Nov-10	May-11	50.0	42.3	42.3
XCTFZA069B	South Africa	AfDB	Eskom Renewable Support Project - CSP	Nov-10	May-11	50.0	-	-
XCTFZA070A	South Africa	IBRD	Eskom Renewable Support Project - Wind	Nov-10	Oct-11	50.0	34.9	34.9
XCTFZA070B	South Africa	IBRD	Eskom Renewable Support Project - CSP	Nov-10	Oct-11	200.0	-	-
XCTFTR077A	Turkey	IBRD	Private Sector Renewable Energy and Energy Efficiency Project	Mar-09	May-09	100.0	100.0	100.0
XCTFTR078A	Turkey	IBRD	Renewable Energy Integration Project	Jan-14	May-14	50.0	9.6	3.9
XCTFTR097A	Turkey	IBRD	Impact Assessment of Clean Technology Fund in Renewable Energy and Energy Efficiency Market in Turkey	Aug-12	Aug-12	0.1	0.1	0.1
XCTFTR219A	Turkey	IBRD	Renewable Energy Integration-TA	Nov-15	Dec-15	1.0	0.1	0.1
XCTFTR509A	Turkey	IBRD	Geothermal Development Project	Sep-15	Nov-16	39.8	-	-
XCTFUA056A	Ukraine	IBRD	District Heating Energy Efficiency Project	Dec-13	May-14	50.0	1.1	1.0
XCTFUA087A	Ukraine	IBRD	Second Urban Infrastructure Project (UIP-2)	Apr-14	May-14	50.0	1.3	1.2
XCTFUA088A	Ukraine	IBRD	Second Power Transmission Project	Nov-14	Dec-14	48.4	0.2	0.2
XCTFVN091A	Vietnam	ADB	Sustainable Urban Transport for Ho Chi Minh City Mass Rapid Transit Line 2 Project	Sep-13	Feb-14	49.0	0.2	0.2
XCTFVN094A	Vietnam	IBRD	Distribution Efficiency Project	Jun-12	Sep-12	30.0	12.5	4.6
XCTFVN101A	Vietnam	ADB	Ha Noi Sustainable Urban Transport Program - Project 1: Ha Noi Metro System Line 3	Oct-14	Dec-15	50.0	0.0	-
XCTFVN104A	Vietnam	ADB	M&E TA: Mainstreaming Climate Change Mitigation into National Infrastructure	Aug-15	Dec-15	1.0	-	-
XCTFVN111A	Vietnam	ADB	Ha Noi Sustainable Urban Transport Program - Project 2: Strengthening Sustainable Urban Transport for Hanoi Metro Line 3	Oct-14	Dec-14	49.0	0.2	0.1
XCTFMB026A	MENA-CSP	IBRD	Quarazate I Concentrated Solar Power Project	Jun-11	Nov-11	97.0	97.0	97.0
XCTFMB027A	MENA-CSP	AfDB	Quarazate I Concentrated Solar Power Project	Jun-11	May-12	100.0	100.0	100.0
XCTFMB030A	MENA-CSP	AfDB	Noor II and III Concentrated Solar Power Project	Jun-14	Dec-14	119.0	119.0	119.0
XCTFMB032A	MENA-CSP	IBRD	Technical Assistance Program	Oct-14	Oct-14	9.5	1,502	0.3
XCTFMB035A	MENA-CSP	IBRD	Noor II and III Concentrated Solar Power Project	Jun-14	Sep-14	119.0	119.0	119.0
XCTFDP612A	DPSP-Regional	IDB	Utility Scale Renewable Energy: Geothermal - Sustainable Energy Facility for the Eastern Caribbean	Sep-15	Oct-15	19.1	-	-

SUB-TOTAL **3,176.1** **1,314.6** **1,261.5**

Annex B: PPCR actual disbursements

Table B.1: Disbursements by country (SPCR¹⁰ and PSSA¹¹)

SPCR (USD million)

Country	Funding Approved by Sub-Committee	Funding Approved by MDBs	Cumulative Disbursement (as of Jun 30, 2017)	Cumulative Disbursement (as of Dec 31, 2016)
Bangladesh	109.7	109.7	52.1	44.1
Bolivia	90.5	90.5	4.7	3.7
Cambodia	91.0	91.0	18.4	12.9
Dominica	21.0	21.0	4.3	4.0
Grenada	25.0	25.0	15.8	13.4
Haiti	24.5	24.5	1.2	1.2
Jamaica	25.2	25.2	5.1	2.8
Mozambique	91.2	91.2	27.1	15.8
Nepal	85.8	71.4	27.0	22.4
Niger	100.4	100.4	54.9	44.6
Papua New Guinea	25.2	25.2	1.2	1.0
Samoa	29.9	29.9	5.9	5.1
Saint Lucia	27.0	27.0	5.0	3.6
St. Vincent & The Grenadines	15.0	15.0	5.7	3.7
Tajikistan	57.7	57.7	28.2	22.9
Tonga	19.9	19.9	8.3	5.0
Yemen	19.0	19.0	1.6	1.6
Zambia	76.4	76.4	22.2	19.3
Caribbean Region	10.6	10.6	1.6	1.3
South Pacific Region	9.9	9.9	3.1	2.6
Total	954.9	940.5	293.5	231.1

PSSA (USD million)

Country	Funding Approved by Sub-Committee	Funding Approved by MDBs	Cumulative Disbursement (as of Jun 30, 2017)	Cumulative Disbursement (as of Dec 31, 2016)
Bolivia	10.0	-	-	-
Cambodia	5.0	5.0	-	-
Jamaica	5.8	5.8	-	-
Saint Lucia	1.0	-	-	-
Tajikistan	15.0	15.0	3.0	1.8
Total	36.8	25.8	3.0	1.8

Footnotes:

1. SPCR preparation grant is not included in the figures for both commitment and disbursement

¹⁰ SPCR=Strategic Program for Climate Resilience (Investment Plan for PPCR)

¹¹ PSSA=Private Sector Set Aside

Table B.2: Disbursements by project (Public Sector)

CIF Project ID	Country	MDBs	Project Title	Committee Approval Date	MDB Board Approval Date	Funding Approved by MDBs	Cumulative Disbursement (Jun 30, 2017)	Cumulative Disbursement (Dec 31, 2016)
Project Fund component (not including PPG)								
XPCRB002A	Bangladesh	IBRD	Coastal Embankment Improvement Project Phase I (CEIP-I)	Apr-13	Jun-13	25.0	17.0	17.0
XPCRB003A	Bangladesh	ADB	Coastal Towns Infrastructure Improvement Project	Dec-13	Jun-14	40.4	11.8	6.7
XPCRB004A	Bangladesh	ADB	Coastal Climate Resilient Infrastructure Project	Sep-12	Sep-12	30.0	19.2	16.4
XPCRB005A	Bangladesh	ADB	Climate Change Capacity Building and Knowledge Management	Jun-11	Aug-11	0.3	0.3	0.3
XPCRB007A	Bolivia	IDB	Multipurpose Drinking water and irrigation program for the municipalities of Batallas, Pucarani and El Alto	Oct-15	Dec-15	42.5	-	-
XPCRB008A	Bolivia	IBRD	Climate Resilience - Integrated Basin Management Project	Oct-13	Jul-14	45.5	2.2	1.2
XPCRK009A	Cambodia	ADB	Climate resilient Rural Infrastructure in Kampong Cham Province(as part of Rural Roads Improvement Project (RRIP-II))	Sep-15	Dec-15	16.0	2.8	-
XPCRK010A	Cambodia	ADB	Enhancement of Flood and Drought Management in Pursat Province	Oct-12	Dec-12	9.8	1.7	1.4
XPCRK011A	Cambodia	ADB	Promoting Climate-Resilient Agriculture in Koh Kong and Monduliri Provinces as part of the Greater Mekong Subregion Biodiversity Conservation Corridors Project	Sep-14	Mar-15	7.4	0.6	0.6
XPCRK012A	Cambodia	ADB	Climate Proofing of Agricultural Infrastructure and Business-focused Adaptation	Mar-13	Jun-13	9.5	1.3	0.8
XPCRK013A	Cambodia	ADB	Provincial Roads Improvement Project - Climate Proofing of Roads in Prey Veng, Svay Rieng, Kampong Chhnang and Kampong Speu Provinces	Nov-11	Dec-11	17.0	6.8	5.6
XPCRK014A	Cambodia	ADB	GMS Southern Economic Corridor Towns Development Project	Oct-12	Dec-12	9.4	0.7	0.5
XPCRK015A	Cambodia	ADB	Flood-resilient Infrastructure Development in Pursat and Kampong Chhnang Towns as part of the Integrated Urban Environmental Management in the Tonle Sap Basin Project	Oct-14	Nov-15	10.0	0.2	0.2
XPCRK016A	Cambodia	ADB	Mainstreaming Climate Resilience into Development Planning	Aug-12	Oct-12	7.0	1.7	1.3
XPCRK016B	Cambodia	ADB	Technical Assistance: Mainstreaming Climate Resilience into Development Planning of Key Vulnerable Sectors	Oct-15	Jan-16	3.0	0.7	0.6
XPCRD056A	Dominica	IBRD	Disaster Vulnerability Reduction Project (DVRP)	Mar-14	May-14	21.0	4.3	4.0
XPCRG045A	Grenada	IBRD	Disaster Vulnerability and Climate Risk Reduction Project	May-11	Jun-11	16.2	10.8	10.8
XPCRG045B	Grenada	IBRD	Additional Financing to the Regional Disaster Vulnerability Reduction Project (RDVRP)	Jan-15	Jun-15	8.8	5.0	2.6
XPCRHT068A	Haiti	IBRD	Centre Artibonite Regional Development Project	Jan-14	May-14	8.0	0.6	0.6
XPCRHT069A	Haiti	IDB	Climate Proofing of Agriculture in the Centre-Artibonite Loop	Oct-15	Dec-15	4.5	0.1	0.1
XPCRHT070A	Haiti	IBRD	Municipal Development and Urban Resilience Project	May-17	Jun-17	7.0	-	-
XPCRHT071A	Haiti	IBRD	Strengthening Hydro-Meteorological Services Project	Mar-15	Jun-15	5.0	0.5	0.5
XPCRJM048A	Jamaica	IBRD	Improving Climate Data and Information Management Project	May-15	Jul-15	6.8	1.1	0.6
XPCRJM049A	Jamaica	IDB	Adaptation Program and Financing Mechanism for the Pilot Program For Climate Resilience Jamaica	Sep-14	Dec-14	17.9	3.7	1.9
XPCRM017A	Mozambique	IBRD	Roads & Bridges Management and Maintenance Project - APL2	Oct-13	Dec-13	15.8	9.3	1.0
XPCRM018A	Mozambique	IBRD	Cities and Climate Change	Dec-13	Oct-14	15.8	-	-
XPCRM019A	Mozambique	IBRD	Climate Resilience: Transforming Hydro-Meteorological Services	Jan-13	Apr-13	15.0	4.8	4.4
XPCRM020A	Mozambique	AfDB	Sustainable Land & Water Resources Management Project (SLWRMP)	Aug-12	Oct-12	15.8	6.0	4.2
XPCRM021A	Mozambique	AfDB	Baixo Limpopo Irrigation and Climate Resilience	May-12	Sep-12	15.8	4.1	3.4
XPCRM024A	Mozambique	IBRD	Climate Change Technical Assistance	May-12	Jun-12	2.0	2.0	2.0
XPCRNE030A	Niger	AfDB	Climate Information Development and Forecasting Project (PDIPC)	May-12	Sep-12	13.0	1.8	0.9
XPCRNE032A	Niger	AfDB	Water Resources Mobilization and Development Project (PROMOVARE)	Jul-12	Sep-12	22.0	4.3	2.0
XPCRNE034A	Niger	IBRD	Community Action Project for Climate Resilience (CAPCR)	Nov-11	Jan-12	63.0	46.4	39.4
XPCRN025A	Nepal	ADB	Building Climate Resilience of Watersheds in Mountain Eco-Regions	Aug-13	Sep-13	23.5	6.8	5.0
XPCRN026A	Nepal	IBRD	Building Resilience to Climate-Related Hazards	Aug-12	Jan-13	31.0	11.7	9.7
XPCRN029A	Nepal	ADB	Mainstreaming Climate Change Risk Management in Development	Oct-11	Dec-11	7.2	5.1	4.4
XPCRPG067A	Papua New Guinea	ADB	Building Resilience to Climate Change in Papua New Guinea Project	Jul-15	Oct-15	24.3	0.5	0.4
XPCRLC044A	Saint Lucia	IBRD	Disaster Vulnerability Reduction Project	Apr-14	Jun-14	27.0	5.0	3.6
XPCRVC047A	St. Vincent & The Grenadines	IBRD	Disaster Vulnerability and Climate Risk Reduction	May-11	Jun-11	10.0	5.7	3.7
XPCRVC047B	St. Vincent & The Grenadines	IBRD	Additional Financing to the Regional Disaster Vulnerability Reduction Project (RDVRP)	Feb-14	May-14	5.0	-	-
XPCRWS052A	Samoa	IBRD	Enhancing Climate Resilience for West Coast Road Project	Oct-12	Dec-12	14.8	1.4	1.1
XPCRWS053A	Samoa	IBRD	Enhancing the Climate Resilience of Coastal Resources and Communities	Oct-13	Dec-13	14.6	4.0	3.5
XPCTRJ036A	Tajikistan	ADB	Building Capacity for Climate Resilience	Apr-12	Jun-12	6.0	2.5	2.3
XPCTRJ037A	Tajikistan	IBRD	Improvement of Weather, Climate, and Hydrological Delivery project	Mar-11	May-11	7.0	5.9	5.5
XPCTRJ039A	Tajikistan	IBRD	Environmental Land Management and Rural Livelihoods Project	Feb-13	Mar-13	9.5	7.7	5.4
XPCTRJ039B	Tajikistan	IBRD	Environmental Land Management and Rural Livelihoods - AF	May-15	Jun-15	2.0	0.2	-
XPCTRJ040A	Tajikistan	ADB	Building Climate Resilience in the Pyanj River Basin Project	Jun-13	Jul-13	21.6	11.2	8.9
XPCRT0059A	Tonga	ADB	Climate Resilience Sector Project	Oct-13	Dec-13	19.3	7.6	4.3
XPCRRY054A	Yemen	IBRD	Climate Information System and PPCR Program Coordination	Mar-13	Sep-13	19.0	1.6	1.6
XPCRZM041A	Zambia	IBRD	Strengthening Climate Resilience (PPCR Phase II) Project	Feb-13	May-13	36.0	16.3	13.8
XPCRZM042A	Zambia	AfDB	Private Sector Support to Climate Resilience in Zambia	Sep-13	Oct-13	38.0	3.4	3.1
XPCRCB062A	Caribbean Regional Track	IDB	Investment Plan for the Caribbean Regional Track	Mar-15	May-15	10.4	1.4	1.1
XPCRCP063A	South Pacific Regional Track	ADB	Implementation of the Strategic Program for Climate Resilience (SPCR): Pacific Region	Feb-13	Apr-13	3.7	2.6	2.1
XPCRCP064A	South Pacific Regional Track	IBRD	Pacific Resilience Program (PREP)	May-15	Jun-15	5.8	0.2	0.1
SUB-TOTAL						881.5	272.8	210.5

Annex C: FIP actual disbursements

Table C.1: Disbursements by country (IP, PSSA, and DGM¹²)

IP (USD million)

Country	Funding Approved by Sub-Committee	Funding Approved by MDBs	Cumulative Disbursement (as of Jun 30, 2017)	Cumulative Disbursement (as of Dec 31, 2016)
Brazil	70.0	69.0	7.4	4.5
Burkina Faso	30.0	30.0	5.7	4.2
DRC	60.0	60.0	20.7	14.2
Ghana	40.1	40.1	17.5	12.3
Indonesia	35.6	35.6	1.3	1.3
Lao PDR	29.8	29.8	12.5	8.4
Mexico	60.0	60.0	38.2	28.3
Mozambique	24.0	24.0	2.0	0.1
Peru	1.5	1.5	0.3	0.1
Total	351.0	350.0	105.5	73.4

PSSA (USD million)

Country	Funding Approved by Sub-Committee	Funding Approved by MDBs	Cumulative Disbursement (as of Jun 30, 2017)	Cumulative Disbursement (as of Dec 31, 2016)
Burkina Faso	4.0	4.0	-	-
Ghana	10.3	10.3	9.2	0.1
Total	14.3	14.3	9.2	0.1

DGM (USD million)

Country	Funding Approved by Sub-Committee	Funding Approved by MDBs	Cumulative Disbursement (as of Jun 30, 2017)	Cumulative Disbursement (as of Dec 31, 2016)
Brazil	6.5	6.5	1.0	0.8
Burkina Faso	4.5	4.5	1.5	0.2
DRC	6.0	6.0	0.8	0.5
Ghana	5.5	5.5	-	-
Indonesia	6.5	6.5	0.1	0.1
Mexico	6.0	-	-	-
Peru	5.5	5.5	0.5	0.1
Global Component	5.0	5.0	2.5	1.7
Total	45.5	39.5	6.4	3.5

Footnotes:

1. IP preparation grant is not included in the figures for both commitment and disbursement

¹² DGM=Dedicated Grant Mechanism for Indigenous Peoples and Local Communities

Table C.3: Disbursements by project (Public Sector)

CIF Project ID	Country	MDBs	Project Title	Committee Approval Date	MDB Board Approval Date	Funding Approved by MDBs	Cumulative Disbursement (Jun 30, 2017)	Cumulative Disbursement (Dec 31, 2016)
Project Fund component (not including PPG)								
XFIPBR010A	Brazil	IBRD	Environmental Regularization of Rural Lands in the Cerrado of Brazil	Jun-14	Jul-15	32.5	-	-
XFIPBR011A	Brazil	IBRD	Sustainable production in areas previously converted to agricultural use project (under the low carbon emission agriculture plan)	Apr-14	Jul-14	10.6	4.6	3.3
XFIPBR012A	Brazil	IDB	Forest Information to Support Public and Private Sectors in Management Initiatives	Oct-13	Dec-13	16.5	1.8	0.1
XFIPBR013A	Brazil	IBRD	Development of systems to prevent forest fires and monitor vegetation cover in the Brazilian Cerrado	Jul-15	Mar-16	9.3	0.8	0.8
XFIPDG201A	Brazil	IBRD	Dedicated Grant Mechanism for Indigenous Peoples and Local Communities: Funding Proposal for the DGM Project for Brazil	Jun-14	Mar-15	6.5	1.0	0.8
XFIPBF014A	Burkina Faso	IBRD	Decentralized Forest and Woodland Management	Oct-13	Jan-14	16.5	1.3	1.0
XFIPBF015A	Burkina Faso	AfDB	Gazetted Forests Participatory Management Project for REDD+ (PGFC/REDD+)	Oct-13	Nov-13	11.5	2.7	1.6
XFIPBF503A	Burkina Faso	AfDB	Climate change mitigation and poverty reduction through the development of the cashew sector in Burkina Faso (Wouol project)	Dec-16	Jan-17	4.0	-	-
XFIPDG202A	Burkina Faso	IBRD	Dedicated Grant Mechanism for Local Communities	Jun-15	Sep-15	4.5	1.5	0.2
XFIPDG203A	DRC	IBRD	Forest-Dependent Community Support Project	Jun-15	Mar-16	6.0	0.8	0.5
XFIPZRO01A	DRC	IBRD	Improved Forested Landscape Management Project (IFLMP)	Mar-14	Jun-14	36.9	16.3	10.2
XFIPZRO02A	DRC	AfDB	Integrated REDD+ Project in the Mbuji-Mayi/Kananga and Kisangani Basins	Aug-13	Sep-13	21.5	2.9	2.4
XFIPDG204A	Ghana	IBRD	DGM for Indigenous Peoples and Local Communities	Sep-16	Apr-17	5.5	-	-
XFIPGH016A	Ghana	IBRD	Enhancing Natural Forest and Agroforest Landscapes Project	Dec-14	Feb-15	29.5	12.9	8.8
XFIPGH017A	Ghana	AfDB	Engaging Local Communities in REDD+/Enhancement of Carbon Stocks	Sep-13	Jan-14	9.8	3.7	3.0
XFIPDG205A	Indonesia	IBRD	DGM for Indigenous Peoples and Local Communities	Dec-16	Mar-17	6.3	-	-
XFIPID019A	Indonesia	ADB	Community-Focused Investments to Address Deforestation and Forest Degradation(CFI-ADD+)	Jul-16	Sep-16	17.0	-	-
XFIPID020A	Indonesia	IBRD	Promoting Sustainable Community-Based Natural Resource Management and Institutional Development	Oct-15	Apr-16	17.0	-	-
XFIPID020B	Indonesia	IBRD	Promoting Sustainable Community-Based Natural Resource Management and Institutional Development	Feb-16	May-16	0.4	-	-
XFIPLA004A	Lao PDR	ADB	Protecting Forests for Sustainable Ecosystem Services	May-16	Aug-16	12.8	1.0	-
XFIPLA006A	Lao PDR	IBRD	Scaling-up Participatory Sustainable Forest Management	Apr-13	May-13	12.8	7.4	6.2
XFIPMX007A	Mexico	IBRD	Forests and Climate Change Project	Nov-11	Jan-12	42.0	30.8	20.8
XFIPMX008A	Mexico	IDB	Financing Low Carbon Strategies in Forest Landscapes	Sep-12	Nov-12	15.0	5.2	5.2
XFIPMZ031A	Mozambique	IBRD	Mozambique Forest Investment Project (MozFIP)	Jan-17	Mar-17	22.0	-	-
XFIPDG208A	Peru	IBRD	Dedicated Grant Mechanism in Peru	Jun-15	Sep-15	5.5	0.5	0.1
XFIPDG209A	Global Component	IBRD	Dedicated Grant Mechanism for Indigenous Peoples and Local Communities: Program Framework and Funding Proposal for the DGM Project for the Global Component	Jun-14	Mar-15	4.7	2.2	1.5
SUB-TOTAL						376.5	97.4	66.5

Annex D: SREP actual disbursements

Table D.1: Disbursements by country (IP and PSSA)

IP (USD million)

Country	Funding Approved by Sub-Committee	Funding Approved by MDBs	Cumulative Disbursement (as of Jun 30, 2017)	Cumulative Disbursement (as of Dec 31, 2016)
Armenia	13.7	10.7	8.2	7.3
Bangladesh	1.0	1.0	0.1	-
Cambodia	1.7	1.7	-	-
Ethiopia	29.7	29.7	5.9	6.1
Ghana	1.5	1.5	-	-
Haiti	19.6	-	-	-
Honduras	9.4	9.4	1.0	0.8
Kenya	32.5	32.5	14.1	12.7
Liberia	50.0	26.5	3.5	3.1
Maldives	25.7	25.7	5.3	5.3
Mali	20.1	20.1	1.5	1.5
Mongolia	15.1	2.7	0.3	-
Nepal	39.5	39.5	2.1	1.7
Nicaragua	7.5	7.5	-	-
Rwanda	49.7	0.8	0.2	0.2
Solomon Islands	7.1	7.1	0.4	0.4
Tanzania	15.5	15.5	2.4	2.3
Uganda	4.2	4.2	-	-
Vanuatu	13.8	-	-	-
Pacific Region	1.9	1.9	0.1	0.1
Total	359.1	237.9	45.3	41.5

PSSA (USD million)

Country	Funding Approved by Sub-Committee	Funding Approved by MDBs	Cumulative Disbursement (as of Jun 30, 2017)	Cumulative Disbursement (as of Dec 31, 2016)
Honduras	20.5	20.5	2.0	0.9
Kenya	0.4	0.4	-	-
Mali	25.0	25.0	-	-
Total	45.9	45.9	2.0	0.9

Footnotes:

1. IP preparation grant is not included in the figures for both commitment and disbursement
2. Guarantee projects are regarded as "100% disbursed" once the financial products become effective
 - a. Honduras's "Self Supply Renewable Energy Guarantee Program" project implemented by IDB (USD 0.38 million)

Table D.2: Disbursements by project (Public Sector)

CIF Project ID	Country	MDBs	Project Title	Committee Approval Date	MDB Board Approval Date	Funding Approved by MDBs	Cumulative Disbursement (Jun 30, 2017)	Cumulative Disbursement (Dec 31, 2016)
Project Fund component (not including PPG)								
XSREAM034A	Armenia	IBRD	Geothermal Exploratory Drilling Project (GEDP)	Mar-15	Jun-15	8.6	6.7	6.2
XSREET001A	Ethiopia	IBRD	Geothermal Sector Development Project (GSDP)	Apr-14	May-14	24.5	1.5	1.5
XSREHN006A	Honduras	IDB	Strengthening the Renewable Energy Policy and Regulatory Framework Program (FOMPIER), Part I	Oct-12	Dec-12	0.0	0.0	0.0
XSREKE012A	Kenya	AfDB	Menengai Geothermal Development Project	Nov-11	Dec-11	25.0	14.1	12.7
XSREKE014A	Kenya	IBRD	Electricity Modernization Project	Jan-15	Mar-15	7.5	-	-
XSRELR031A	Liberia	IBRD	Renewable Energy for Electrification in North and Center Liberia Project-Mini Grids	Dec-15	Jan-16	25.0	2.7	2.5
XSREMV024A	Maldives	IBRD	Accelerating Sustainable Private Investments in Renewable Energy (ASPIRE) Program	Apr-14	Jun-14	11.7	0.6	0.6
XSREMV025A	Maldives	ADB	Preparing Outer Island Sustainable Electricity Development Project	Jul-14	Sep-14	12.0	3.1	3.1
XSREMV025B	Maldives	ADB	Technical Assistance: Capacity Development of the Maldives Energy Authority	Jul-14	Mar-15	0.4	0.0	-
XSREML016A	Mali	IBRD	Rural Electrification Hybrid Systems	Oct-13	Dec-13	15.2	0.8	0.6
XSREML033A	Mali	AfDB	Project for Scaling Up Renewable Energy in Mali	Sep-14	Oct-14	1.5	0.2	0.1
XSREMN057A	Mongolia	IBRD	TA-Strengthening Renewable Energy Regulations	Aug-16	Aug-16	1.2	-	-
XSREN022A	Nepal	ADB	South Asia Sub-regional Economic Cooperation Power System Expansion Project: Rural Electrification Through Renewable Energy	May-14	Jul-14	11.2	1.1	0.9
XSREN022B	Nepal	ADB	South Asia Subregional Economic Cooperation Power System Expansion Project	Mar-16	Nov-16	20.0	-	-
XSREN023A	Nepal	IBRD	Biogas Extended Program	Feb-14	Aug-14	7.9	0.6	0.3
XSRENI054A	Nicaragua	IDB	Nicaragua Geothermal Exploration and Transmission Improvement Program under the PINIC	Aug-16	Sep-16	7.5	-	-
XSRESB038A	Solomon Islands	ADB	Solar Power Development Project	Jun-16	Nov-16	6.2	-	-
XSRETZ028A	Tanzania	IBRD	Rural Electrification Expansion Project	Apr-16	Jun-16	9.0	-	-
XSREPC042A	Pacific Region	IBRD	Sustainable Energy Industry Development Project	May-15	Sep-15	1.9	0.1	0.1
SUB-TOTAL						196.3	31.6	28.8