

CTF Semi-annual Report and Results Report



DATE November 9, 2015
PLACE Washington, D.C.
VENUE CIF Trust Fund Committees Meetings



OUTLINE



1. Status of the CTF
2. Key strategic issues
3. Cross-cutting themes



Status of the Clean Technology Funds

Portfolio Overview



	Endorsed IP	Endorsed DPSP	Total endorsed	CTF approved funding ^a	MDB approved	Disbursing (June 2015) ^b
USD million	5,585.0	508.5	6,093.5	4,213.2 (69% ^c)	3,372.3 (55% ^d)	1,299.5
Number of projects and programs	112	22	134	84	71	N/A

a. The figure includes project preparation grants and DPSP (USD 107 million).

b. Project-level disbursement figures are available for public sector projects only and include project preparation grants.

c. Percentage of total indicative allocation

d. Percentage of total indicative allocation

Key updates

- IP updates/ revisions: India, Indonesia, South Africa
- TFC Approvals: USD 189 million
- MDB Approvals: USD 84 million
- Dropped: USD 246 million

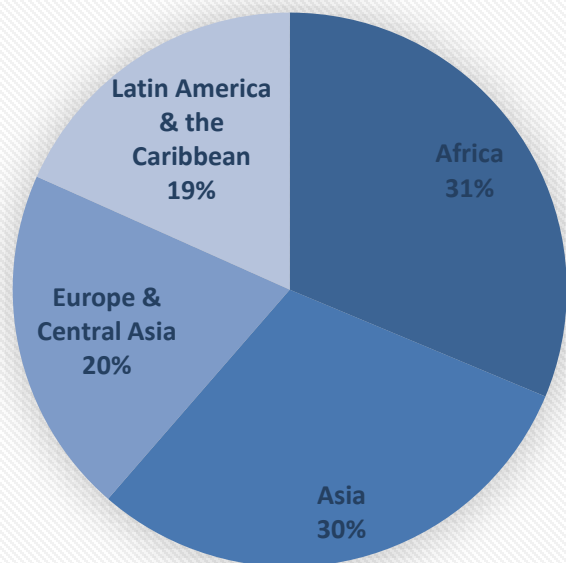


CTF Portfolio Analysis

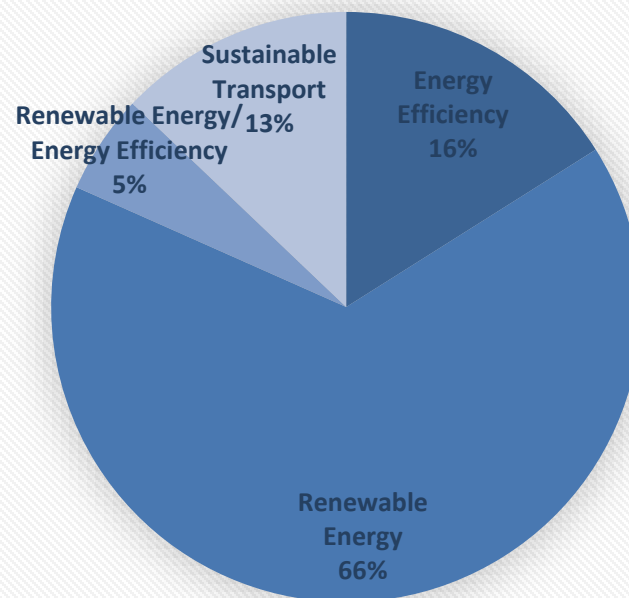
Portfolio breakdown analysis



APPROVED FUNDING BY REGION



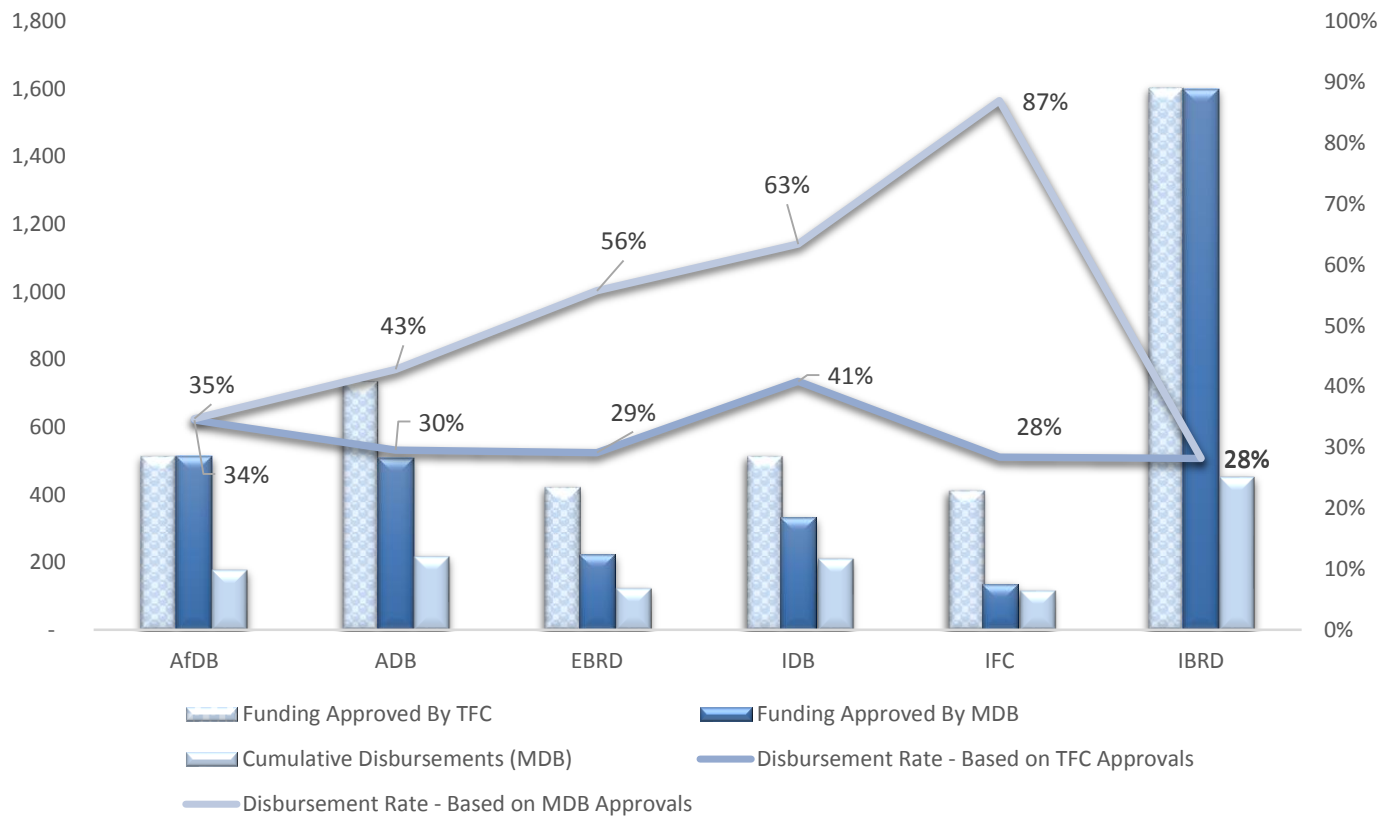
APPROVED FUNDING- BY SECTOR





CTF Portfolio Analysis

Disbursements



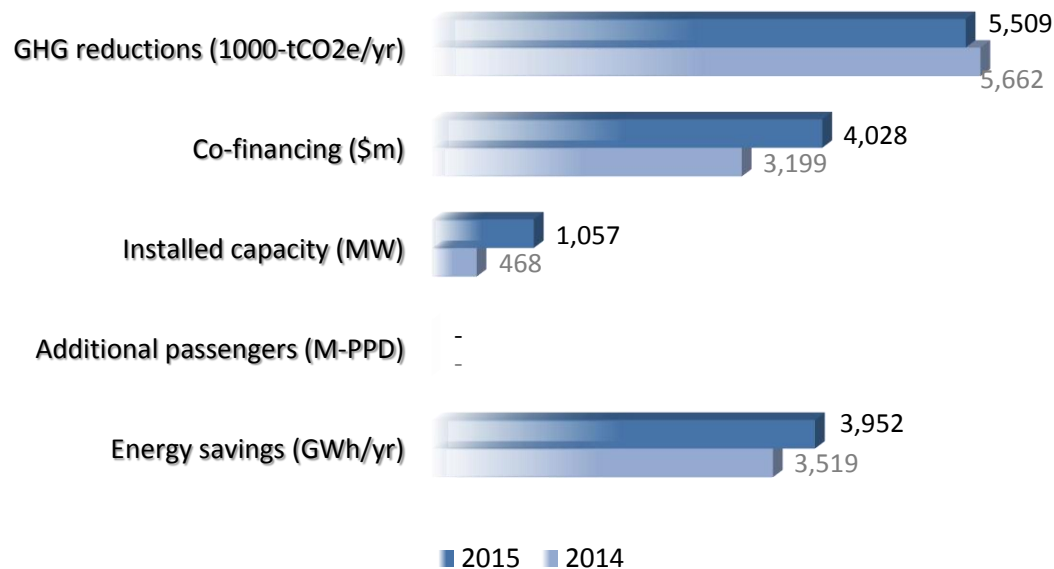


Results: global overview



SUMMARY	Actual (RY15)	Target	%
GHG reductions (mtCO2e/yr)	5.5	44.6	12%
Co-financing (\$m)	4,028	33,536	12%
Installed capacity (MW)	1,057	15,039	7%
Additional passengers (m-PPD)	-	6	0%
Energy savings (GWh/ yr)	3,952	8,861	45%

Comparison



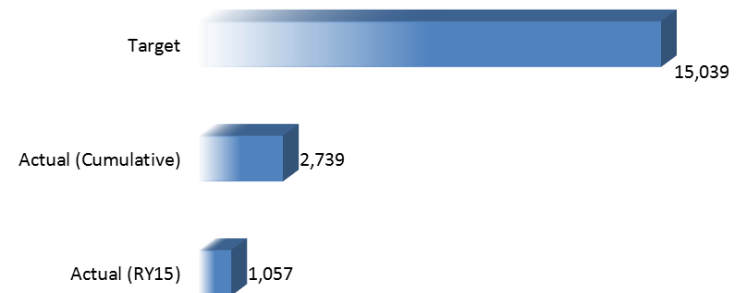


Results: global overview

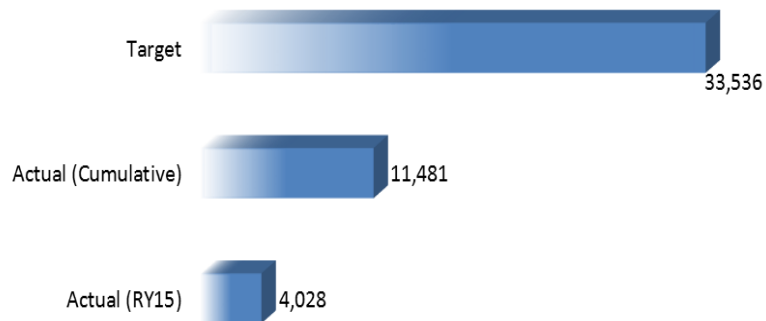


SUMMARY	Actual (RY15)	Target	%
GHG reductions (mtCO2e/yr)	5.5	44.6	12%
Co-financing (\$m)	4,028	33,536	12%
Installed capacity (MW)	1,057	15,039	7%
Additional passengers (m-PPD)	-	6	0%
Energy savings (GWh/ yr)	3,952	8,861	45%

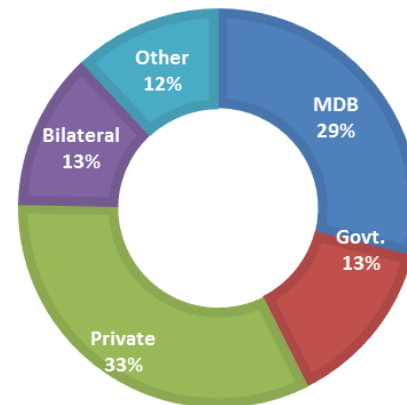
INSTALLED CAPACITY (MW)



CO-FINANCING (USD MILLION)



BY SOURCE (CUMULATIVE)



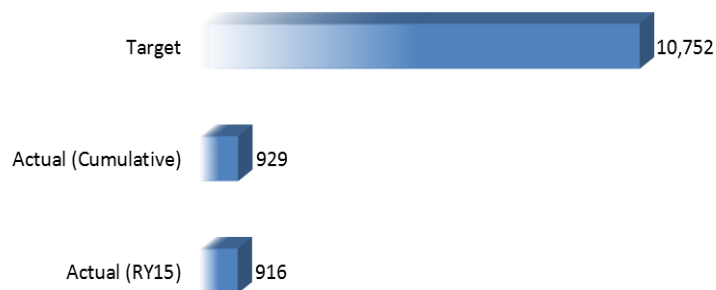


Results: regional overview co-financing by USD million



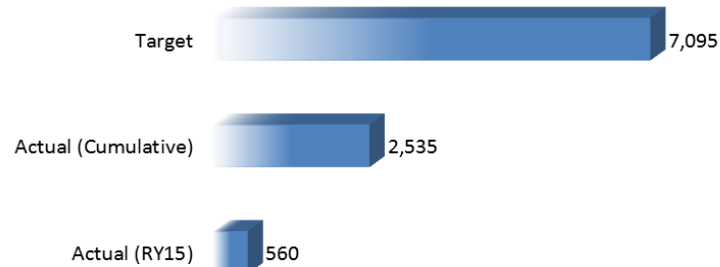
Africa

CO-FINANCING (USD MILLION)



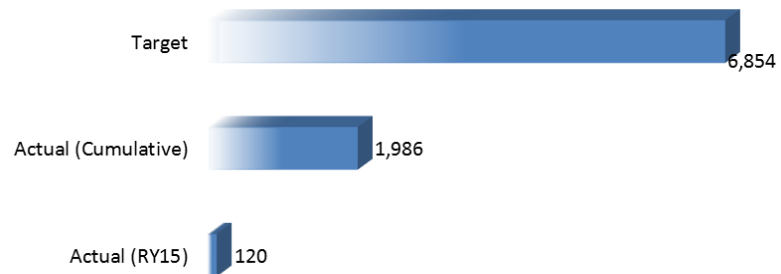
Asia

CO-FINANCING (USD MILLION)



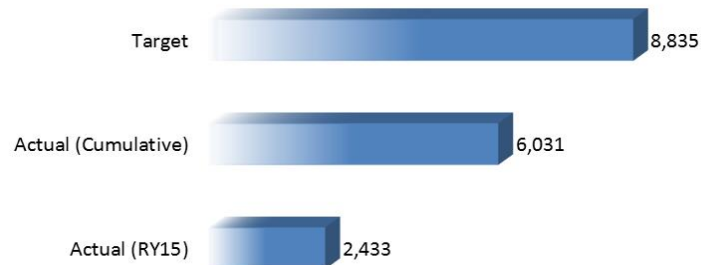
Europe and Central Asia

CO-FINANCING (USD MILLION)



Latin America and the Caribbean

CO-FINANCING (USD MILLION)



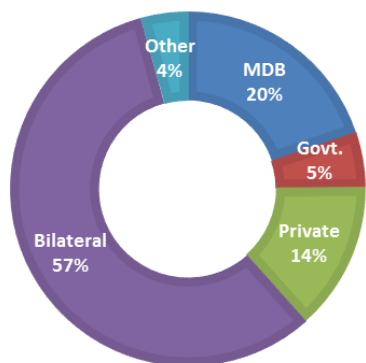


Results: regional overview co-financing by source



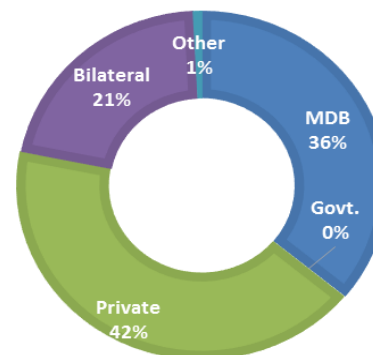
Africa

BY SOURCE (CUMULATIVE)



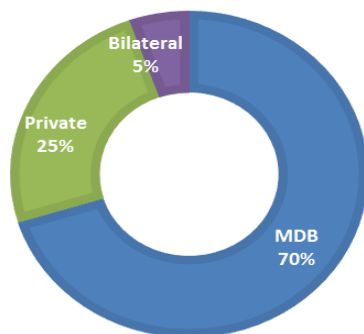
Asia

BY SOURCE (CUMULATIVE)



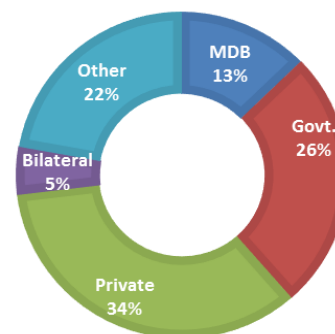
Europe and Central Asia

BY SOURCE (CUMULATIVE)



Latin America and the Caribbean

BY SOURCE (CUMULATIVE)





Results: regional overview installed capacity




Africa

INSTALLED CAPACITY (MW)



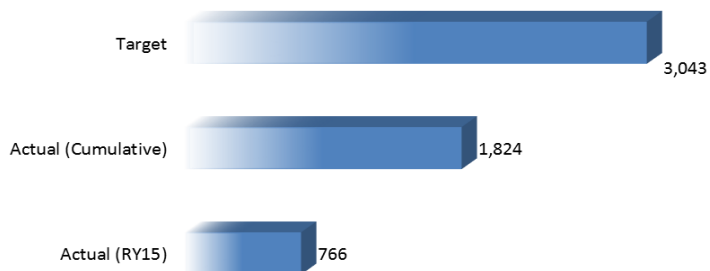
Asia

INSTALLED CAPACITY (MW)



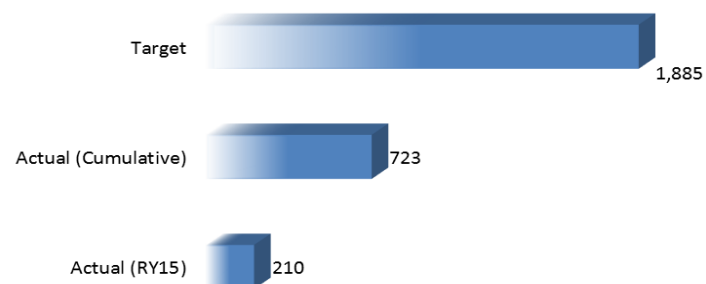
Europe and Central Asia

INSTALLED CAPACITY (MW)



Latin America and the Caribbean

INSTALLED CAPACITY (MW)





Results: regional overview installed capacity by technology



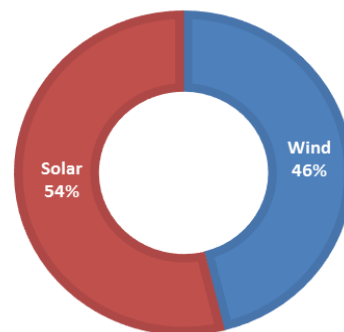
Africa

INSTALLED CAPACITY- BY TECHNOLOGY

[No results reported.]

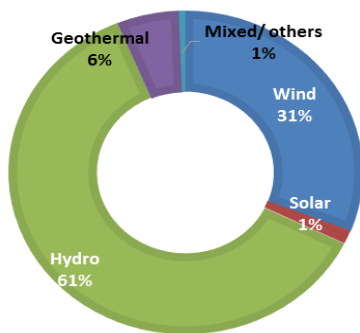
Asia

BY TECHNOLOGY (CUMULATIVE CAPACITY)



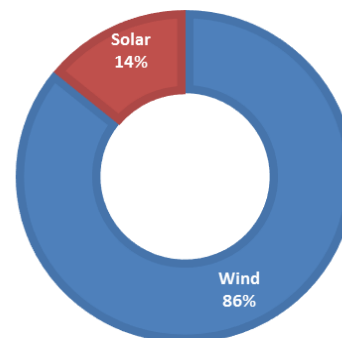
Europe and Central Asia

BY TECHNOLOGY (CUMULATIVE CAPACITY)



Latin America and the Caribbean

INSTALLED CAPACITY- BY TECHNOLOGY





Strategic Issues

Resource Availability and Expected Shortfall



Funding Classification	Commitment Items	CTF
Unrestricted Funds in Hand	Cash and Investments	2,204.39
	Unrestricted & Unencashed Promissory Notes	719.69
	Total Unrestricted Funds in Hand	2,924.08
Outstanding Commitments ^{1/}	Outstanding Project and program commitments	2,189.57
	Outstanding Fee commitments	4.89
	Outstanding Administrative Budget commitments	0.99
	Total Outstanding Commitments Not Yet Transferred	2,195.45
	Uncommitted Funds	728.63
Pending and Projected Commitments ^{2/}	Project Approvals and Fees Pending Commitment	(1.12)
	Projected Administrative Budget (FY17-FY21) ^{3/}	(34.68)
	FY16 Scheduled Interest Payments to Loan Contributors	(8.00)
	Pending and Projected Commitments	(43.79)
	Funds Available to support CIF Programming - End Sept. 2015	684.84
Pipeline	Program/Project Funding (October 2015 onwards) ^{4/}	(1,502.34)
	Total Planned Pipeline	(1,502.34)
	Programming Surplus/(Shortfall)	(817.51)
Future Funding	Pledges ^{5/}	171.00
	Total future funding	171.00
	Surplus(Shortfall) with Future Funding applied - exclusive of restricted funds	(646.51)
	Restricted Funds ^{6/}	127.00
	Surplus(Shortfall) with Future Funding applied - inclusive of restricted funds	(519.51)



Other Strategic Issues



Pipeline management and cancelation policy

- Objective: Working with MDBs, review TFC approved projects/ programs to identify stalled projects and subprojects under programs and the amount of funding that could be released and reallocated
- Paper on pipeline management measures and cancelation policy (upcoming)

New financing modalities

- Objective: Working with MDBs and in close consultation with TFC, propose options to the Committee on alternative financing models and increasing resource availability in the CTF
- Paper on '*New Financing Modalities for the Clean Technology Fund (CTF)*'



Cross-cutting themes

Knowledge Management



Lessons on the Role of Public Finance in Deploying Geothermal Energy in Developing Countries

Valerio Micale
Padraig Oliver

August 2015

A San Giorgio Group Report



Leadership role

- USD 810 million supporting geothermal investments
- 15 middle- and low-income countries
- Expected to attract over USD 10 billion co-financing
- Up to 3.5 GW of new geothermal capacity (more than one-quarter of current global installed capacity)

3rd Geothermal Dialog
Country Knowledge Exchange Program
(Vienna, June 2015)

Lessons learned

- Support earlier, riskier stages of project development
- Deploy political risk and off-taker guarantees specific to geothermal
- Support countries where geothermal has the greatest potential



Cross-Cutting Themes

Gender



Portfolio Review

Weaknesses in gender content for CTF portfolio at both IP and project levels; Improvements in recent projects observed on 2 of 3 “scorecard” indicators

IPs (cumulative)	6%	had Sector-specific gender analysis
	13%	had Women-specific activities
	13%	had Gender-disaggregated indicators
Projects (cumulative)	22%	had Sector-specific gender analysis
	18%	had Women-specific activities
	16%	had Gender-disaggregated indicators
<i>IPs approved Jul-Dec 2014</i>	<i>N/A</i>	
Projects (approved Jul-Dec 2014)	50%	had Sector-specific gender analysis (baseline 19%)
	50%	had Women-specific activities (baseline 15%)
	13%	had Gender-disaggregated indicators (baseline 16%)

Analytical work

Gender and Energy Efficiency: Gender assessments in Turkey and Kazakhstan for residential energy efficiency project (TuREEFF) & District Heating Modernization project (EBRD)

Findings Turkey → Women had fewer sources of info on energy efficiency; Outreach campaigns by energy product vendors recommended; also support for women’s leadership in multi-unit building associations for EE consumer decision-making; **Kazakhstan** → Importance of including women in consultations on payment system changes; Potential to expand women’s employment in district heating services.

Uptake Operational teams in sector applying lessons; Gender and energy efficiency toolkit and training materials under development for end-FY16, drawing on results of studies.



Thank You!

www.climateinvestmentfunds.org 

[@CIF_Action](https://twitter.com/CIF_Action) 

<https://www.youtube.com/user/CIFaction> 

<https://www.flickr.com/photos/cifaction/sets> 