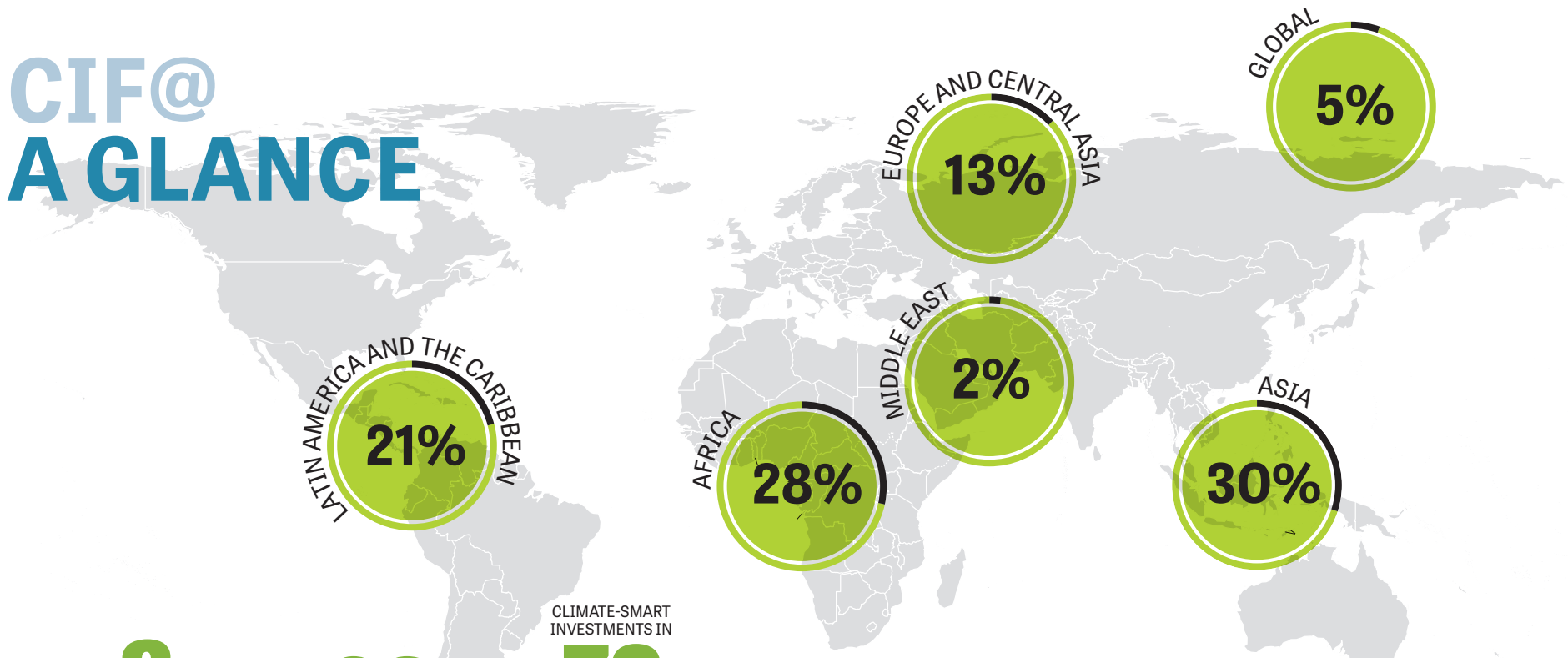




Climate
Investment
Funds

**10 YEARS
OF CLIMATE
ACTION**

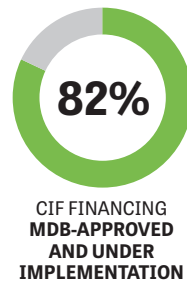
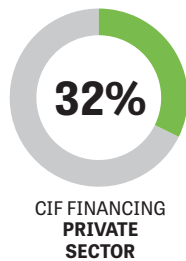
CIF@ A GLANCE



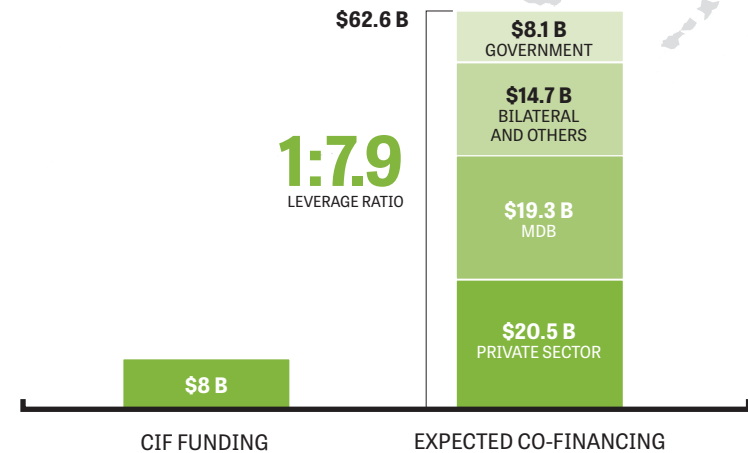
\$8 B
CONTRIBUTED BY
14 DONOR COUNTRIES

\$63 B
EXPECTED CO-FINANCING

CLIMATE-SMART
INVESTMENTS IN
72
countries



CIF CO-FINANCING



NOTES:

CIF contributions are realized amounts plus unrealized amounts valued on the exchange rates as of September 30, 2018, net of the United Kingdom's contribution for knowledge management (\$8 million).

All portfolio, co-financing, region, and sector/technology data are as of June 30, 2018.

All results data are based on the 2018 Operational and Results Reports of CTF, SREP, PPCR, and FIP, which include target and achieved results reported as of December 31, 2017 (or June 30, 2018 depending on MDB).

All leverage ratios are based on Committee-approved funding allocations and co-financing figures at the time of Committee/MDB approval.

To enhance efficient use of resources, CTF and SREP have adopted over-programming to allow more projects in the pipelines than the available resources.

CTF
CLEAN
TECHNOLOGY FUND

SCALING UP
LOW-CARBON
TECHNOLOGIES
FOR LONG-TERM
**GREENHOUSE
GAS EMISSIONS
SAVINGS**

As the longest-serving climate finance delivery mechanism, **CTF** continues to show results with **increased funding** and **project approvals** and **disbursements**— all leading to real impact on the ground.

\$5.4 billion
including **\$1** billion

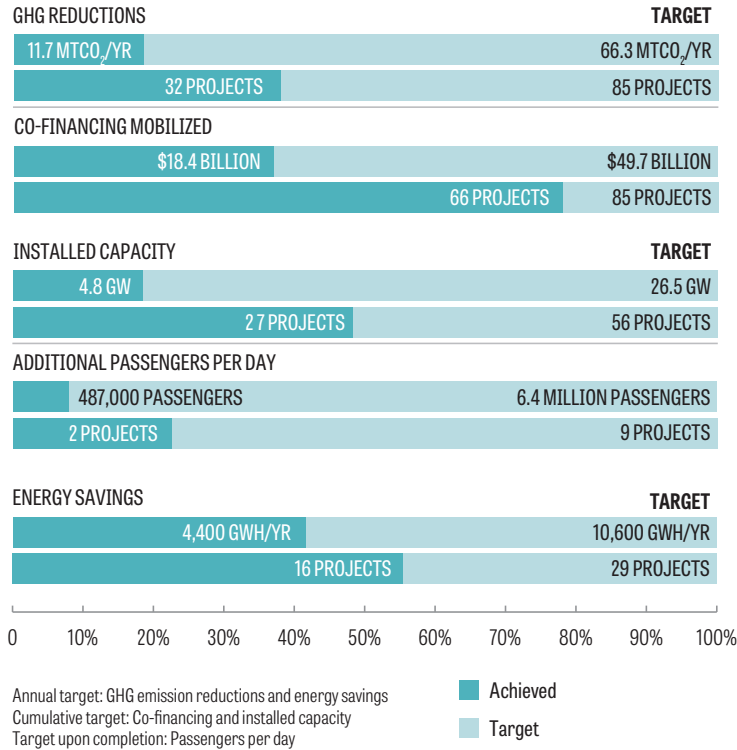
DEDICATED PRIVATE SECTOR PROGRAM (DPSP) AND BUSINES DEVELOPMENT FACILITY

CTF PORTFOLIO

CONTRIBUTED RESOURCES	\$ 5.4 B
CONTRIBUTIONS	\$5.4 B/158 PROJECTS
COMMITTEE APPROVED	\$5.0 B/130 PROJECTS
MDB APPROVED	\$4.6 B/98 PROJECTS
PARTICIPATING IN RESULTS REPORTING	\$4.7 B*/85 PROJECTS
MDB DISBURSMENT	\$2.2 B/80 PROJECTS, INCLUDING 6 COMPLETED

* Includes project cancellations and partial cancellations that occurred after the reporting cutoff date.

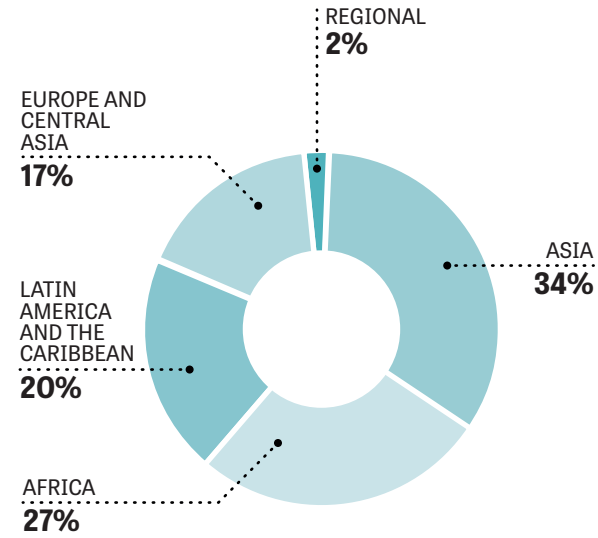
CTF RESULTS



CTF

CLEAN
TECHNOLOGY FUND

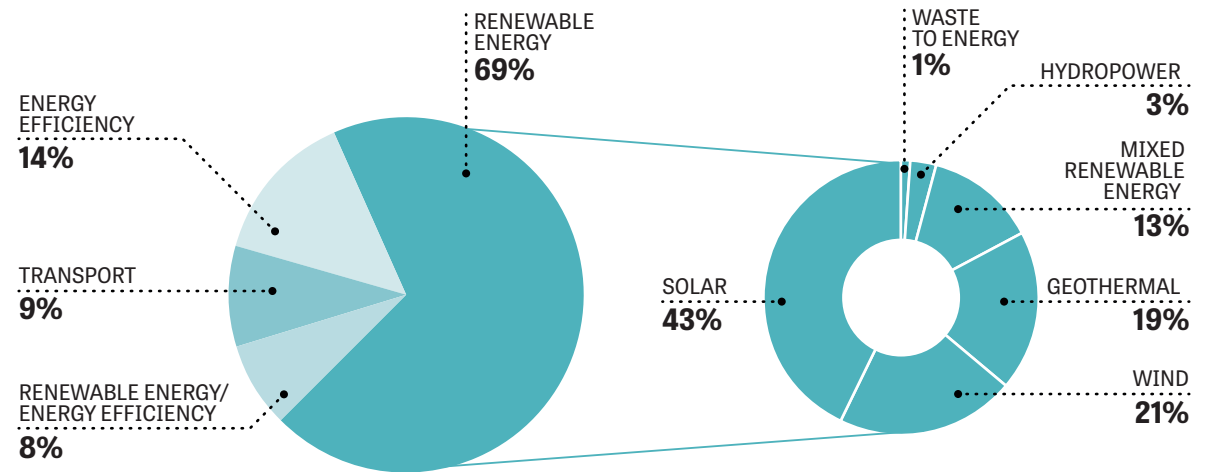
CTF REGIONS



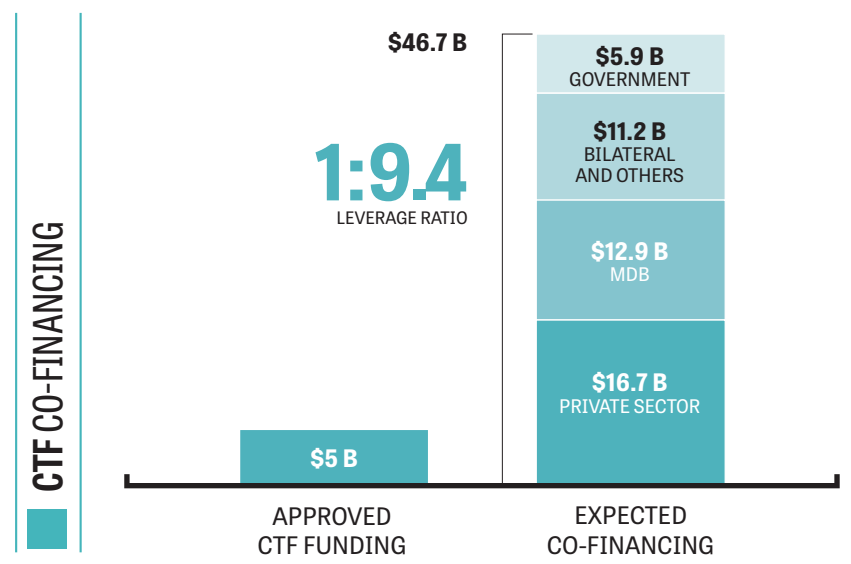
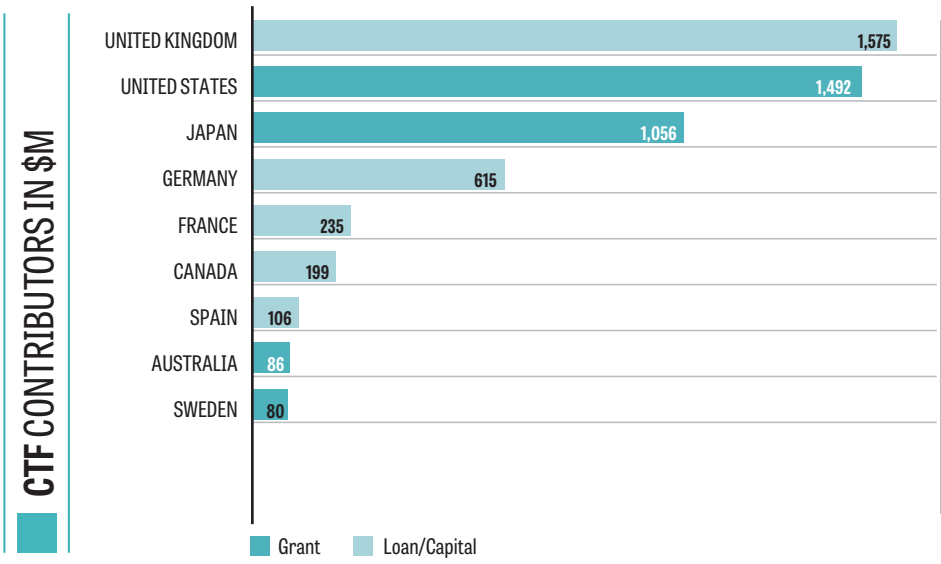
CTF RECIPIENTS

CHILE | COLOMBIA | EGYPT |
INDIA | INDONESIA |
KAZAKHSTAN | MEXICO |
MOROCCO | NIGERIA |
PHILIPPINES | SOUTH AFRICA |
THAILAND | TURKEY | UKRAINE |
VIETNAM | MIDDLE EAST AND
NORTH AFRICA (MENA) REGION:
ALGERIA, EGYPT, JORDAN, LIBYA,
MOROCCO, TUNISIA | DPSPS
ACROSS MULTIPLE REGIONS |

CTF SECTORS AND TECHNOLOGIES



CTF CLEAN TECHNOLOGY FUND



SREP
 SCALING UP
 RENEWABLE
 ENERGY IN LOW
 INCOME COUNTRIES
 PROGRAM

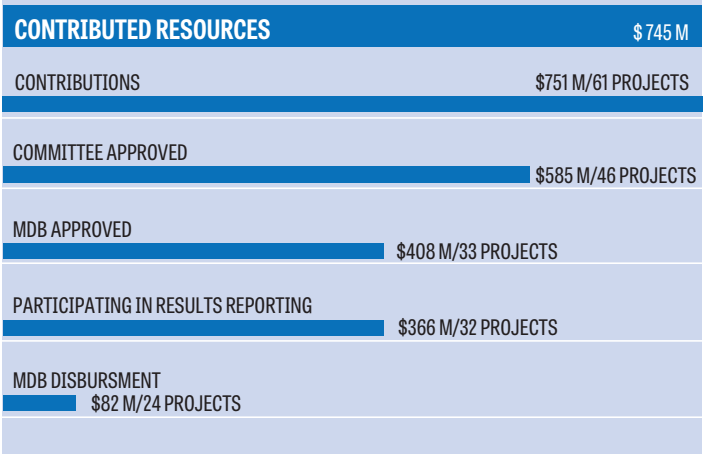
DEMONSTRATING
 THE ECONOMIC,
 SOCIAL AND
 ENVIRONMENTAL
 VIABILITY OF
**RENEWABLE
 ENERGY**

SREP continues to
 advance, with **78%**
 of allocated
 funding approved
 and **54%** under
 implementation.

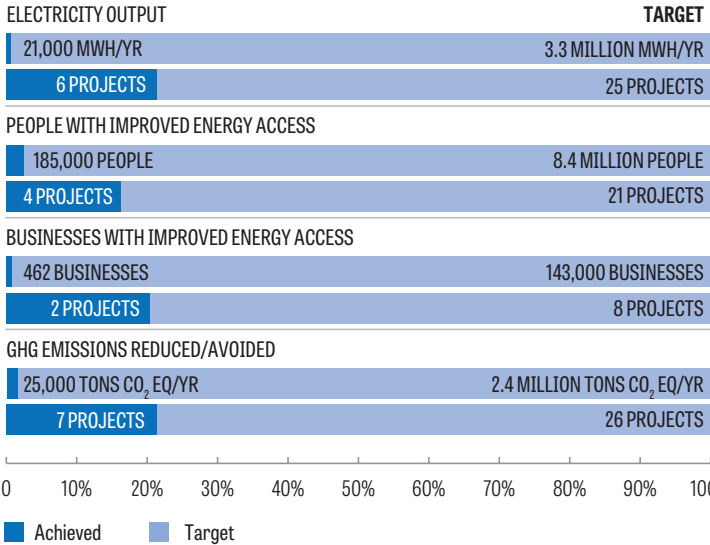
While most projects
 are in early stages
 of implementation,
 some are beginning
 to achieve initial
 results.

\$745 million
 including **\$85** million
 PRIVATE SECTOR SET-ASIDE

SREP PORTFOLIO

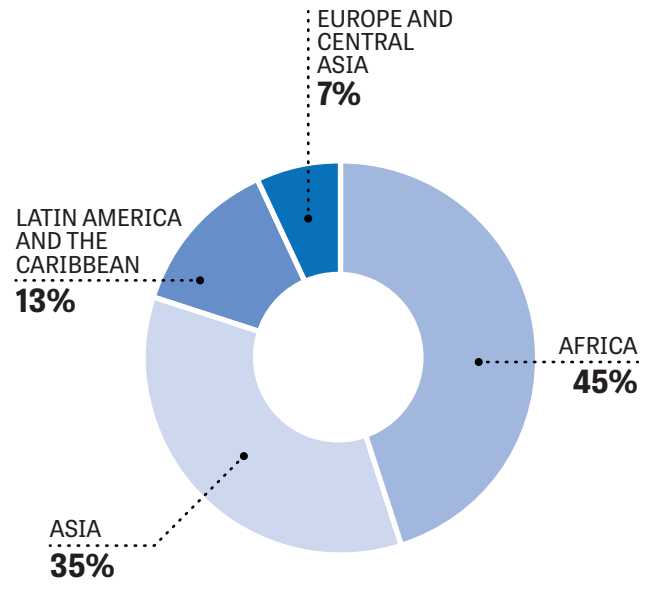


SREP RESULTS



SREP
 SCALING UP
 RENEWABLE
 ENERGY IN LOW
 INCOME COUNTRIES
 PROGRAM

SREP REGIONS

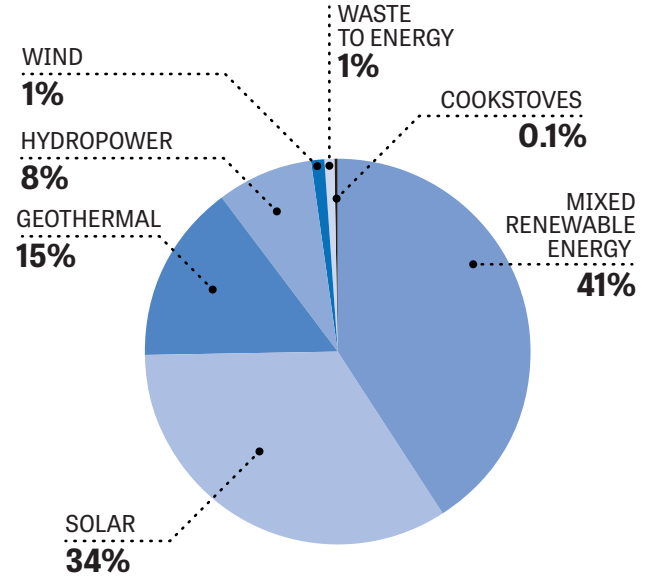


SREP RECIPIENTS

| ARMENIA | BANGLADESH* | BENIN* |
 CAMBODIA* | ETHIOPIA | GHANA* | HAITI* |
 HONDURAS | KENYA | KIRIBATI* | LIBERIA |
 LESOTHO* | MADAGASCAR* | MALAWI* |
 MALDIVES | MALI | MONGOLIA | NEPAL |
 NICARAGUA* | RWANDA* | SIERRA LEONE* |
 | TANZANIA | UGANDA* | YEMEN | ZAMBIA* |
 Pacific Region:
 SOLOMON ISLANDS, VANUATU |

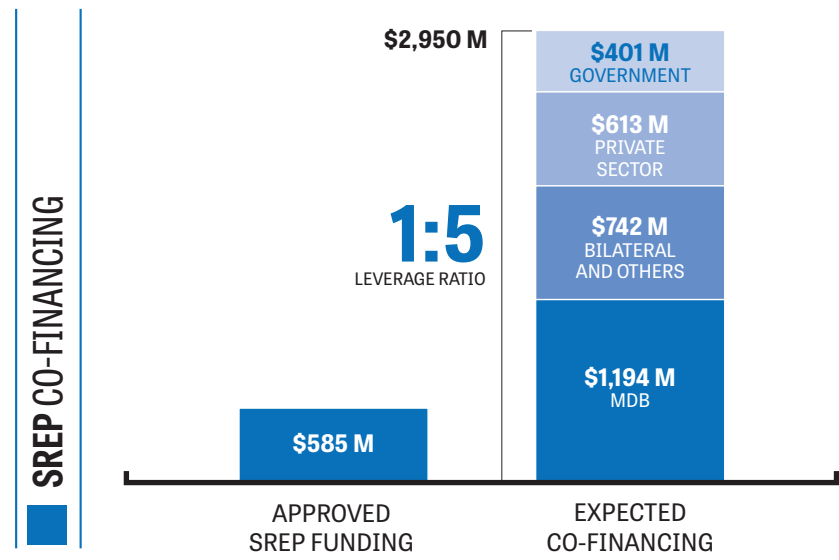
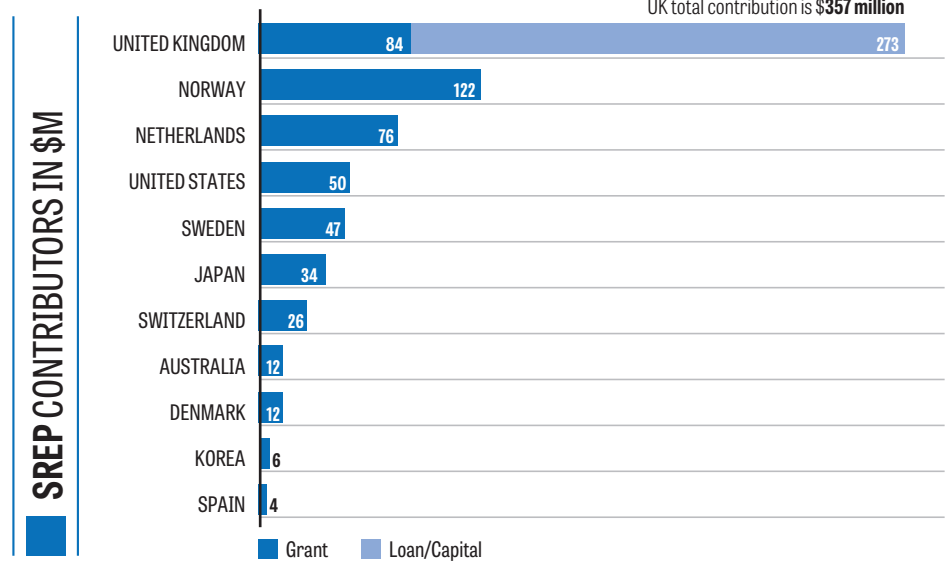
*Joined in 2014

SREP TECHNOLOGIES



SREP

SCALING UP
RENEWABLE
ENERGY IN LOW
INCOME COUNTRIES
PROGRAM



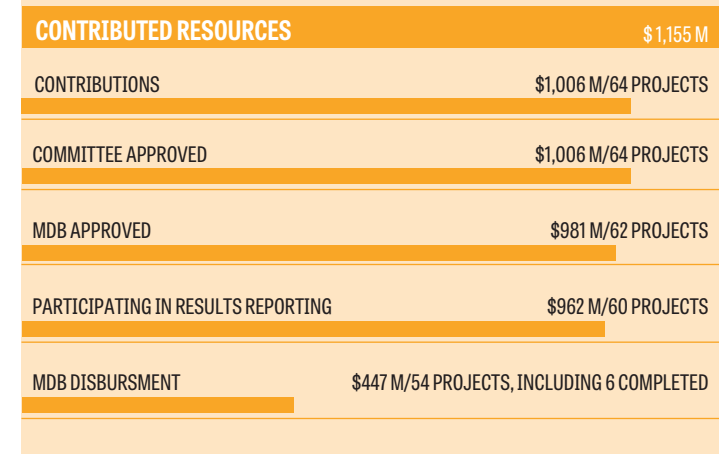
PPCR
PILOT PROGRAM
FOR CLIMATE
RESILIENCE

MAINSTREAMING
**CLIMATE
RESILIENCE** IN
DEVELOPMENT
PLANNING AND
ACTION
INVESTMENTS

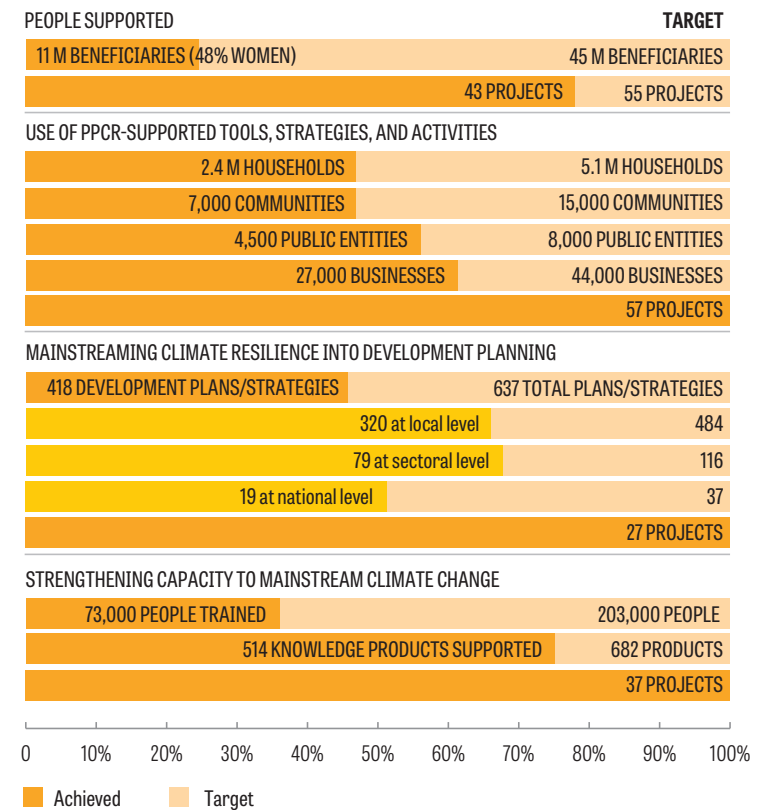
Nearly **100%** of
PPCR funding
**MDB-approved for
implementation,**
with **44%** of it
already disbursed.
Substantial results
are being achieved
as the portfolio
gains maturity.

\$1.2 billion
including
\$36 million
PRIVATE SECTOR SET-ASIDE

PPCR PORTFOLIO



PPCR RESULTS



PPCR

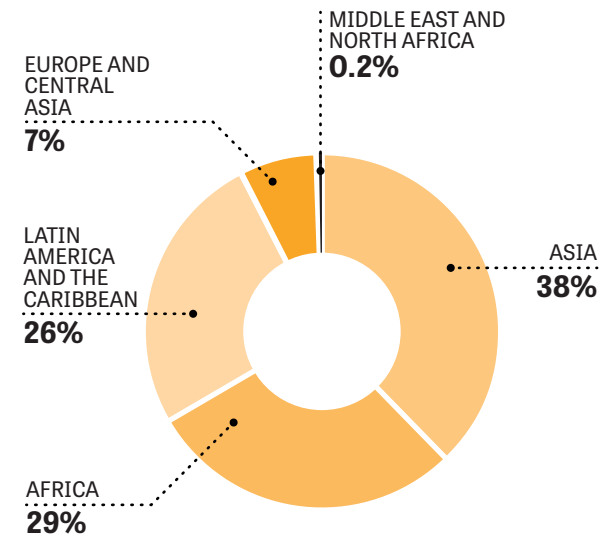
PILOT PROGRAM
FOR CLIMATE
RESILIENCE

PPCR RECIPIENTS

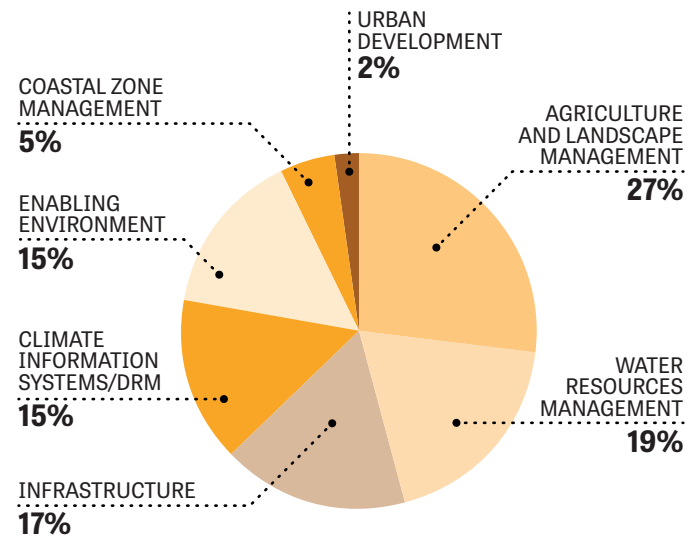
BANGLADESH | BHUTAN* | BOLIVIA | CAMBODIA
| ETHIOPIA* | THE GAMBIA* | HONDURAS* |
KYRGYZ REPUBLIC* | MADAGASCAR* | MALAWI*
| MOZAMBIQUE | NEPAL | NIGER | | PHILIPPINES*
| RWANDA* | TAJIKISTAN | UGANDA* | YEMEN |
ZAMBIA | CARIBBEAN REGION: DOMINICA,
GRENADA, HAITI, JAMAICA, ST. LUCIA,
ST. VINCENT AND THE GRENADINES | PACIFIC
REGION: PAPUA NEW GUINEA, SAMOA, TONGA |

*Joined in 2015

PPCR REGIONS

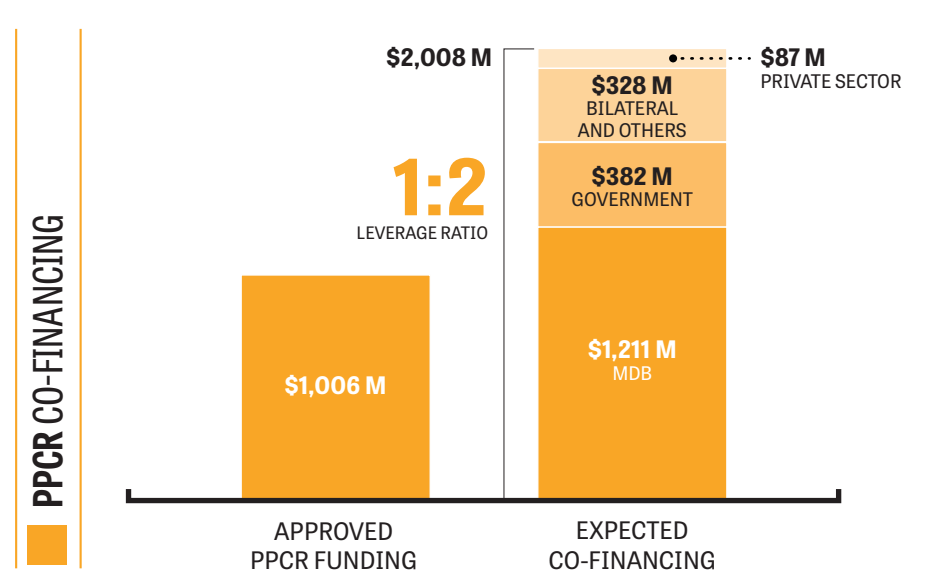
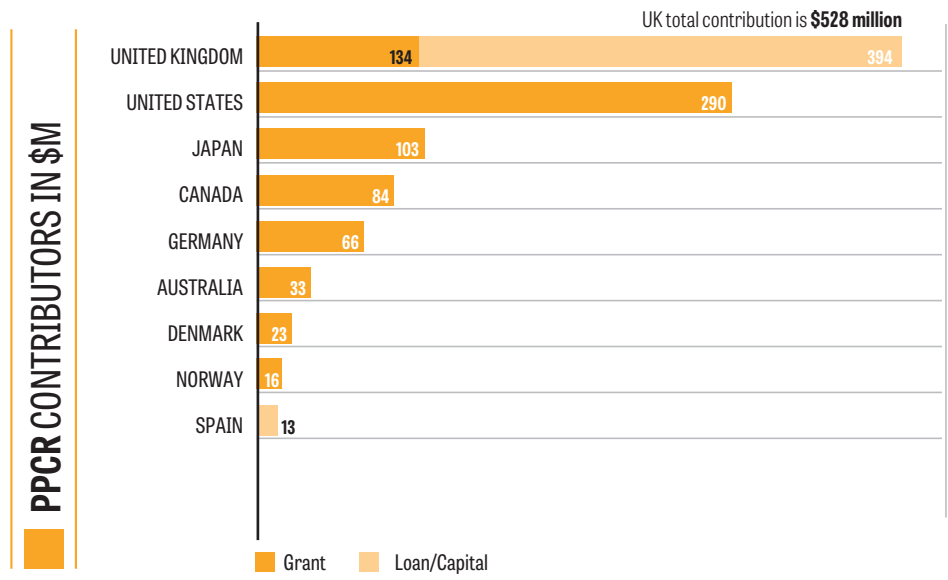


PPCR SECTORS



PPCR

PILOT PROGRAM
FOR CLIMATE
RESILIENCE



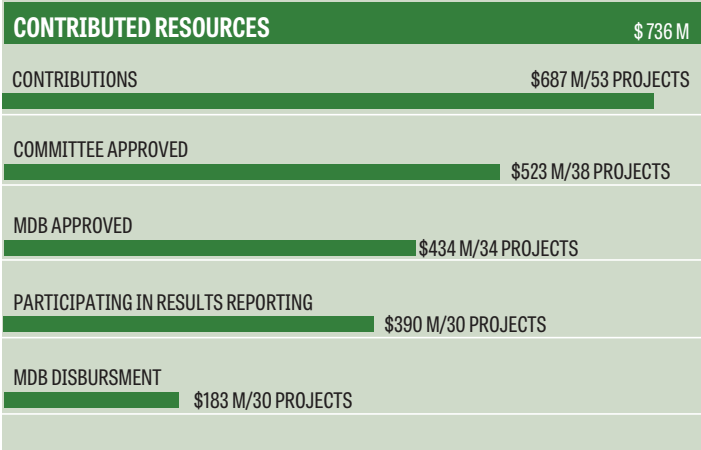
FIP FOREST INVESTMENT PROGRAM

ADDRESSING THE DRIVERS OF DEFORESTATION AND FOREST DEGRADATION AND PROMOTING **SUSTAINABLE FOREST MANAGEMENT**

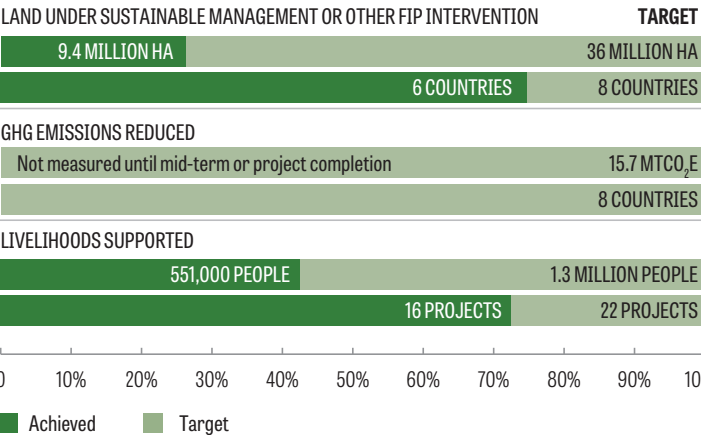
One-third of the FIP portfolio is still under development, while another third was approved for implementation in just the last two years. As more project activities get underway, disbursements and results achieved will increase.

\$736 million
including
\$17 million
PRIVATE SECTOR
SET-ASIDE
and
\$80 million
DEDICATED GRANT MECHANISM
FOR INDIGENOUS PEOPLES
AND LOCAL COMMUNITIES (DGM)

FIP PORTFOLIO



FIP RESULTS



BIODIVERSITY
FIP countries are making good progress toward enhanced biodiversity through forest loss reduction, forest conservation, and payments for environmental services.

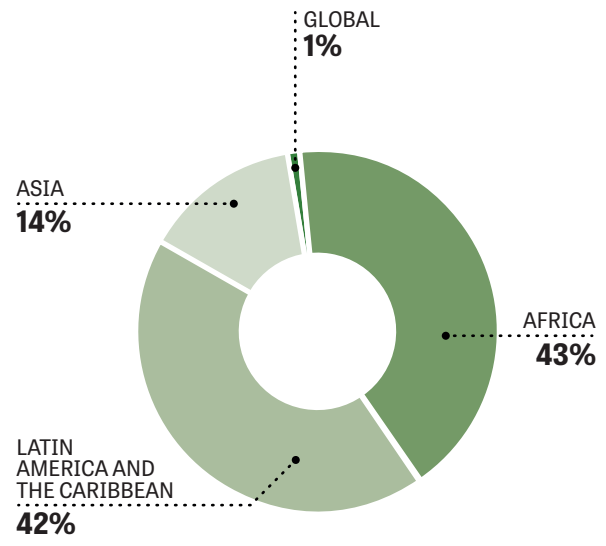
GOVERNANCE
FIP support is helping to improve governance by strengthening decision-making processes, ensuring a participatory approach, and bolstering forest law enforcement.

TENURE, RIGHTS, AND ACCESS
FIP is contributing to improved tenure, rights, and access by establishing innovative tree tenure and benefit-sharing systems.

CAPACITY BUILDING
FIP provides technical assistance, employment opportunities, training, and equipment.

FIP FOREST INVESTMENT PROGRAM

FIP REGIONS

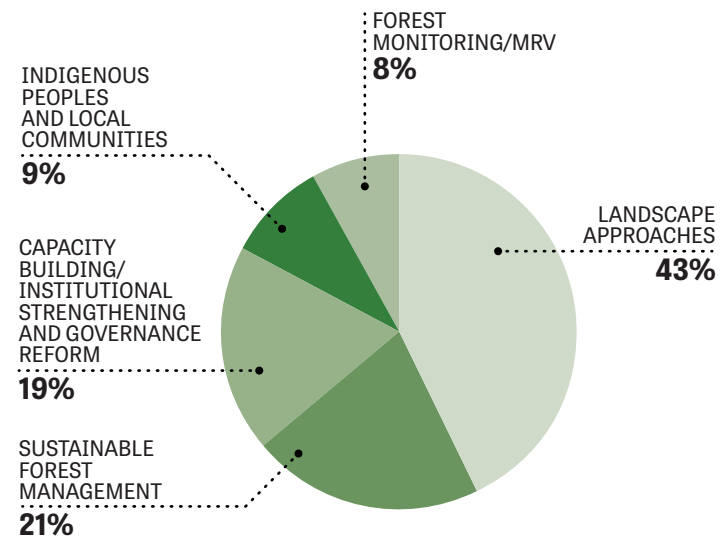


FIP RECIPIENTS

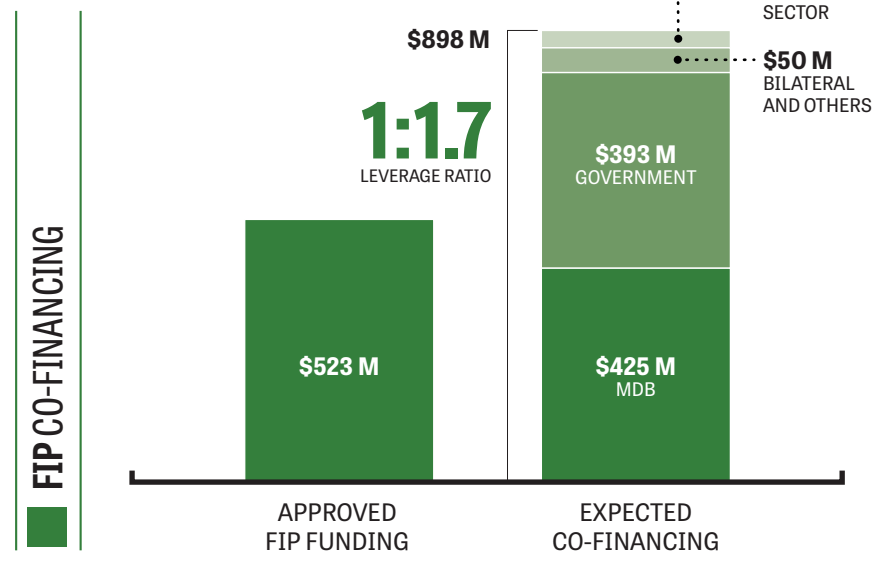
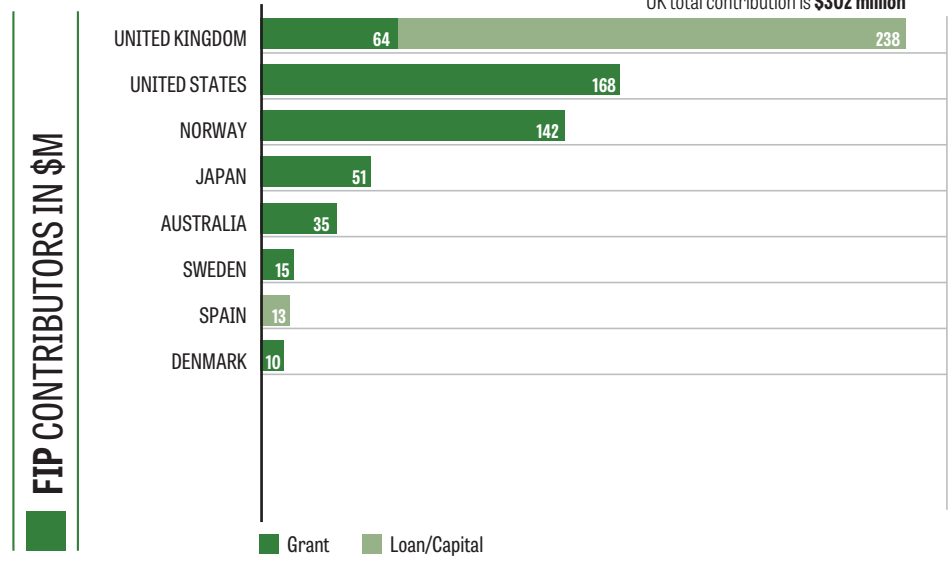
BANGLADESH* | BRAZIL | BURKINA FASO |
 CAMBODIA* | CAMEROON* | COTE D'IVOIRE* |
 DEMOCRATIC REPUBLIC OF CONGO | ECUADOR* |
 GHANA | GUATEMALA* | GUYANA*¹ | HONDURAS*
¹ | INDONESIA | LAO PEOPLE'S DEMOCRATIC
 REPUBLIC | MEXICO | MOZAMBIQUE* | NEPAL* |
 PERU | REPUBLIC OF CONGO* | RWANDA* |
 | TUNISIA* | UGANDA* | ZAMBIA* |

*Joined in 2015
¹ Did not produce investment plan and did not receive FIP funding

FIP THEMATIC FOCUS



FIP FOREST INVESTMENT PROGRAM





CIF
CLIMATE
INVESTMENT
FUNDS

